

UN-Habitat’s Funding Status
as of 30 June 2025



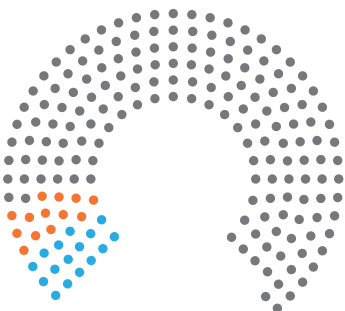
Foundation non-earmarked – core funds (USD)

CONTRIBUTORS IN 2025

NUMBER AND CATEGORY OF MEMBER STATE
CONTRIBUTORS OUT OF 193

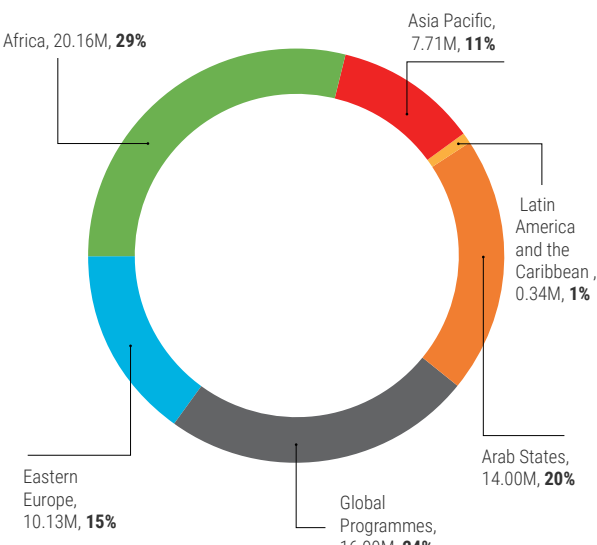
China	350,000
Namibia	150,000
India	100,000
Philippines	100,000
Republic of Korea	69,244
* Singapore	60,000
Barbados	55,000
Benin	51,444
Zimbabwe	30,000
Japan	22,690
Botswana	20,000
Burkina Faso	17,552
Rwanda	10,000
Togo	10,000
Mozambique	10,000
Pakistan	5,920
Total	1,081,851

* Contribution received from Singapore in 2025 is for 2024.

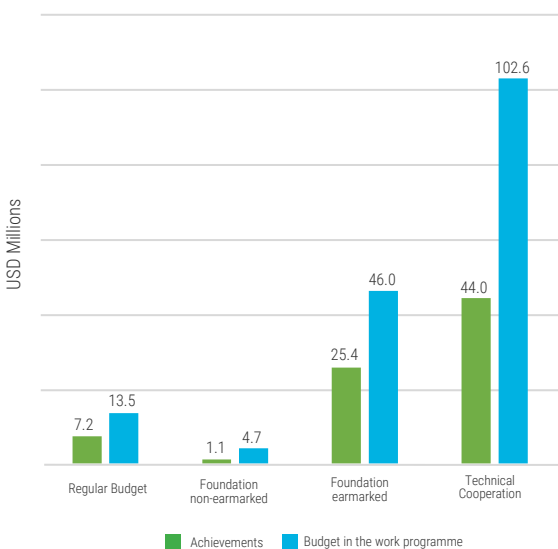


16 Contributors 13 Pledges 164 non-contributors

2025 earmarked income allocation by
UN-Habitat implementing region



2025 work programme overview



UN-Habitat is grateful for contributions received
and appeals to Member States to provide
early core contributions for 2025

Earmarked funds in USD**

MEMBER STATES CONTRIBUTORS IN 2025

Azerbaijan	13.00
Japan	7.60
Kenya	5.96
European Union	5.90
South Africa	4.95
United Kingdom	1.21
Switzerland	1.10
Spain	.94
Germany	.75
Italy	.52
Republic of Korea	.37
Kuwait	.33
China	.22
Cameroon	.13
France	.10
Finland	.05
Total	43.13

** Most income agreements cover multiple years.

** The amount of acquisition received in currencies other than USD may have changed as compare to the previous interim reports due to the change of the foreign exchange rate.

OTHER DONORS CONTRIBUTORS IN 2025

UN Agencies	11.90
The Adaptation Fund	10.00
Green Climate Fund	2.00
Royal Scientific Society	.82
Institute for Water Education	.34
C40 Cities Climate Leadership Group	.25
International Research Center of Big Data for Sustainable Development Goals	.15
Toyota Mobility Foundation	.13
Catella Residential Investment Management GMBH	.12
International Institute for Environment and Development	.09
Guangzhou Urban Planning and Design Survey Research Institute	.08
Saint-Gobain	.05
Citizens Net for UN-Habitat Fukuoka	.05
Turkiye Design Council	.03
Total	26.01

2025 income from donors by contributing region

United Nations Region	Core	Earmarked
Africa***	.30M	11.14M
Asia Pacific***	.73M	11.89M
Eastern Europe	.00M	.00M
Latin America and the Caribbean	.06M	.05M
Western Europe and Others Group***	.00M	24.16M
Global (Including UN Agencies)	-	22.20M

*** Contributions from Arab States such as, Bahrain, and Kuwait is represented under Asia Pacific.

*** Contributions from Arab States such as Egypt is represented under Africa.

** The amount of acquisition received in currencies other than USD may have changed as compare to the previous interim reports due to the change of the foreign exchange rate.

RECENT PUBLICATIONS

WUF 12 Report

World Smart Cities Outlook 2024

Stronger women stronger cities: UN-Habitat’s action for change 2020 – 2025

Annual Report 2024

UPCOMING EVENTS

14 – 23 JULY 2025 **High-Level Political Forum on Sustainable Development**
New York, USA

5 – 8 AUGUST 2025 **Third UN Conference on LLDCs**
Awaza, Turkmenistan

9 – 23 SEPT 2025 **80th Session of the UN General Assembly**
New York, USA

10 – 11 SEPT 2025 **13th International Conference on Sustainable Development**
Rome, Italy

Corporate Social Media

Twitter and Facebook: @UNHABITAT
Instagram: @unhabitat



Grants in 2025 for Earmarked Activities

Donor / Development Partner	Donor Category	Project Title	UN-Habitat Implementation Region	Amount in USD
Africa				11,143,502.60
Kenya	Government	Technical Assistance to The Second Kenya Urban Support Program	Africa	5,959,620.00
Mozambique	Government	Cyclone Idai and Kenneth Emergency Recovery and Resilient Project	Africa	101,949.60
Cameroon	Government	Building Capabilities in Development of the National Plan for Smart Cities and Urban Plans in Cameroon.	Africa	131,438.00
South Africa	Government	Operationalizing UN-Habitat Country Programme Document 2024-2028 for South Africa	Africa	4,950,495.00
Asia-Pacific				11,894,462.72
Japan	Government	Emergency support to Learning Spaces and schools, after June 2024 Earthquake in Khorasan Razavi province	Asia Pacific	500,000.00
Republic of Korea	Government	Ms. Haesung Ahn	Global	169,126.55
International Research Center of Big Data for Sustainable Development Goals	Civil Society	CBAS-UN-Habitat Partnership: Partnering towards Enhanced Urban Monitoring and reporting Against the Urban SDGs	Global	150,000.00
Japan	Government	Emergency technical support for rehabilitating the Kiteezi dumpsite	Africa	1,000,000.00
Japan	Government	Implementation of the Data Collection Survey on Kabul Solidarity Programme	Asia Pacific	99,907.00
Japan	Government	Supporting the professionalization of the Police for People and Peace	Africa	90,000.00
Green Climate Fund	Private Sector	Advancing Lao PDR's National Adaptation Plan (NAP)	Asia Pacific	1,998,870.00
Republic of Korea	Government	A Safety Net of Innovative Land Tenure Solutions for Near-landless Sharecroppers and for a Greener Rural Nepal	Asia Pacific	115,218.84
Toyota Mobility Foundation	Private Sector	Thailand Road User Safety through Technology Program	Asia Pacific	133,418.00
Japan	Government	Re-engineering waste: Rehabilitating Dire Dawa's Landfill for a path to Safe and Sustainable Solid Waste management through the Fukuoka Method	Africa	990,099.00
Republic of Korea	Government	National Urban Policy Programme	Global	81,162.99
Guangzhou Urban Planning and Design Survey Research Institute	Civil Society	Public Space Regeneration: Exploring Sustainable Pathways for Urban Regeneration and Revitalization in Historic Centers of Mega Cities	Global	80,000.00
China	Government	UN Habitat Beijing Information Office	Asia Pacific	69,013.11
Kuwait	Government	Operations of the UN-Habitat office in the State of Kuwait	Asia Pacific	325,700.00
Citizens Net for UN-Habitat Fukuoka	Civil Society	Water for Life Campaign	Asia Pacific	50,000.00
Japan	Government	Implementing waste SDGs through African Clean Cities Platform	Africa	677,283.96
Japan	Government	Emergency Support to Returnees in Northern Iraq – Addressing Housing Crisis due to IDPs Camps Closure and Climate Change Challenges	Arab States	2,000,000.00
Japan	Government	Urgent Early Recovery and Resilience Building Towards Reconstruction in the Gaza Strip	Arab States	1,000,000.00
China	Government	Junior Professional Officer	Global	149,932.47
Royal Scientific Society	Civil Society	Climate-smart pathways for an Agile and Resilient Economy [CARE]	Arab States	819,746.80
Japan	Government	Emergency support to post-disaster recovery and rehabilitation of mountainous communities in Son La Province, Viet Nam	Asia Pacific	1,244,604.00
Dubai Municipality	Local Authority	Dubai International Award for Best Practices of Sustainable Development	Global	150,380.00
Latin America and the Caribbean				49,563.00
Region Metropolitana Bogota Cundinamarca (RMBC)	Local Authority	MetroHUB Global Programme	Latin America	49,563.00
Western European and Others Group				24,155,092.70
Institute for Water Education	Civil Society	Boosting Effectiveness of WOPs 4, Phase II	Global	338,738.53
Switzerland	Government	Social cooperation Basel-Sahab: Rethinking Sahab- Urban Greening for a Resilient and Sustainable Future	Arab States	1,097,621.04
United Kingdom	Government	Activate Bangkok project (Accelerating Climate-resilient, transit-oriented, inclusive and vibrant areas for Everyone in Bangkok Metropolitan Area)	Asia Pacific	1,213,324.36
Türkiye Design Council	Civil Society	Participatory Urban Design:My Neighbourhood Türkiye	Europe	34,200.00
International Institute for Environment and Development	Civil Society	Drought in Displacement: Generating Evidence to inform Responses to Urban Drought People	Arab States	87,005.00
Italy	Government	Junior Professional Officer	Global	359,090.97
France	Government	EGM 1 International Guidelines on on people-centered smart cities	Global	65,359.47
Spain	Government	Accelerating the implementation of the Paris agreement by building the climate resilience of urban poor in Bolivia, Colombia, Jordan, Tunisia and Ethiopia	Global	935,035.79
Italy	Government	Junior Professional Officer	Global	159,491.74
Germany	Government	Junior Professional Officer	Global	160,611.74
France	Government	EGM1 On International Guidelines on on people-centered smart cities	Global	37,067.10
Catella Residential Investment Management GMBH	Private Sector	Catella Investment Management 2	Global	117,415.03
Azerbaijan	Government	13th Session of the World Urban Forum in Baku,Azerbaijan	Global	13,000,000.00
Germany	Government	Implementation of Housing and Slum related resolutions	Global	162,666.87
Finland	Government	Finland-UN-Habitat Strategic Partnershipfor SDGs	Global	52,499.00
Germany	Government	Junior Professional Officer	Global	431,645.00
European Union	Government	Urban and Territorial planning for durable solutions to displacement	Africa	1,706,049.28
European Union	Government	Scaling up Community driven processes of Mapping of Land Rights and Land use Planning in the West Bank including Area C 5,903,321.06	Arab States	4,197,271.78
Global				22,195,991.36
Saint-Gobain	Private Sector	Building Refugee Settlements in Kenya	Africa	50,000.00
UNDP MPTF	UN Agencies	Housing Land and Property Rights of Displacement-affected Communities	Africa	1,311,666.67
United Nations Trust fund for Human Security	UN Agencies	United Nations Kigoma joint programme phase II	Africa	219,750.00
UNDP MPTF	UN Agencies	Inclusive, Safe, Resilient and Sustainable Human Settlements in the Sahel	Africa	514,066.53
Joint SDG Fund Multi Partner Trust Fund	UN Agencies	Urban and Territorial planning for durable solutions to displacement	Africa	43,000.00
FAO	UN Agencies	Peaceful Natural Resources Management in the Koliba- Corubal Basin	Africa	1,574,930.86
UNDP MPTF	UN Agencies	Addressing Basic Human Needs through the ABADI Strategy	Asia Pacific	77,256.00
UNDP-Guinea-Bissau	UN Agencies	Closure and Improvement of dumpsites in Bissau	Africa	235,400.00
FAO	UN Agencies	Supporting the development of Voluntary Local Reviews (VLRs) in BiH and Georgia through experience exchange with other VLR cities in the ECA region	Eastern Europe	15,000.00
UNDP MPTF	UN Agencies	Strengthening Local Governance and Decentralized Service Delivery (Dowlad-kaab)	Africa	545,496.09
UNDP MPTF	UN Agencies	Strengthening Urban and Rural Resilience and Conditions for Recovery in Syria	Arab States	2,328,240.75
Joint SDG Fund Multi Partner Trust Fund	UN Agencies	Empowering Bishkek Stakeholders for Sustainable Development: Awareness and Capacity Building for SDG Action	Eastern Europe	75,000.00
Joint SDG Fund Multi Partner Trust Fund	UN Agencies	Accelerating Localization through digital transformation. Fostering inclusive innovation to solve local challenges in Costa Rica	Latin America	141,930.00
UNDP MPTF	UN Agencies	Inclusive, Safe, Resilient and Sustainable Human Settlements in the Sahel	Africa	114,500.11
C40 Cities Climate Leadership Group	Civil Society	Accelerating city climate action implementation	Global	250,000.00
IOM	UN Agencies	EU support for Internally Displaced Persons in Nigeria (SIDPIN)	Africa	2,178,649.24
The Adaptation Fund Board	Civil Society	Building Climate Resilient Cities and Communities in the Republic of Azerbaijan	Eastern Europe	10,000,000.00
UNDP MPTF	UN Agencies	MPTF Technical Assistance to Lao PDR on Green and Climate Finance	Asia Pacific	414,000.00
UNDP MPTF	UN Agencies	Improving access to information through HLP rights documentation project	Asia Pacific	297,331.47
UNDP-Nepal	UN Agencies	Livelihoods Improvement and Disaster Resilience Enhancement in the Areas Affected by the Jajarkot Earthquake	Asia Pacific	652,540.00
Joint SDG Fund Multi Partner Trust Fund	UN Agencies	Strengthening the Localisation of SDGs in Mokolo & Fotokol Municipalities through the synergy and harmonization of spatial planning instruments intergrating vulnerable groups in the Far North Region	Africa	165,190.00
UNEP	UN Agencies	Accelerating Access to Low Carbon Urban Mobility Solutions through digitalization	Latin America	115,657.00
UNEP	UN Agencies	Pilot Programme of Early Warning Data Analytics and Localization of SDG Data	Europe	168,000.00
UNOCHA	UN Agencies	Intergrating Lifesaving and Life-Sustaining WASH and Shelter Assistance for Conflict and Flood Affected Vulnerable Group Communities (IDPs; Host Communities) in 4 Critical Districts of Taiz Governorate	Arab States	679,024.59
UNDP	UN Agencies	Methodologies and guidelines to support the formulation of public policies for social crime and violence prevention in the state of Pernambuco	Latin America	29,362.05
Grand Total				69,438,612.38

Frequently Asked Questions (FAQ) – UN-Habitat Monthly Funding Status Report

1. What is included in the Monthly Funding Status Report?

The Monthly Funding Status Report provides an overview of the latest total value of grants and financial contributions acquired in the last month and cumulative acquisitions from the beginning of the year up to the last month of reporting. For example, the April 2025 report will cover acquisitions from 1 January to 30 April 2025 and will be produced in May. The exception is the full-year report, which is typically issued in March of the following year to account for financial adjustments and accounting processes undertaken between January and March.

- Grant acquisitions refer to amount of funding indicated in signed contribution agreements or donors’ grant letters.
- Non-earmarked contributions are also included, though these are often received without formal contribution agreements.

2. How is acquisition different from revenue?

Acquisition refers to the full value of a grant as recognized at the time of signing the contribution agreement or donor commitment, regardless of whether the funds will be disbursed in multiple tranches over several years. For grants signed in currencies other than US Dollars, the Funding Status Report records their value in US Dollars at the time of signing. However, the actual US Dollar amount received is subject to exchange rate fluctuations at the time of disbursement, which can result in differences between the figures reported in the Funding Status Report and the revenue reports.

The Funding Status Report does not include other revenue sources such as bank interest, write-offs, refunds, adjustments, internal transfers between accounts, and transactions related to administrative grant management. These revenue sources are included in financial reports but not in the Funding Status Report. As a result, the figures reported in the Funding Status Report and financial reports will not always align.

3. How is the Monthly Funding Status Report different from UN-Habitat's financial reports?

While the Monthly Funding Status Report includes some figures relevant for financial reporting—particularly those related to the regular budget revenue—it is not a financial report.

Instead, this report serves as a resource mobilization overview, providing insights into UN-Habitat's funding acquisition progress and trends, rather than detailed financial accounting data.