


Foundation non-earmarked – core funds (USD)

CONTRIBUTORS IN 2025

NUMBER AND CATEGORY OF MEMBER STATE
CONTRIBUTORS OUT OF 193

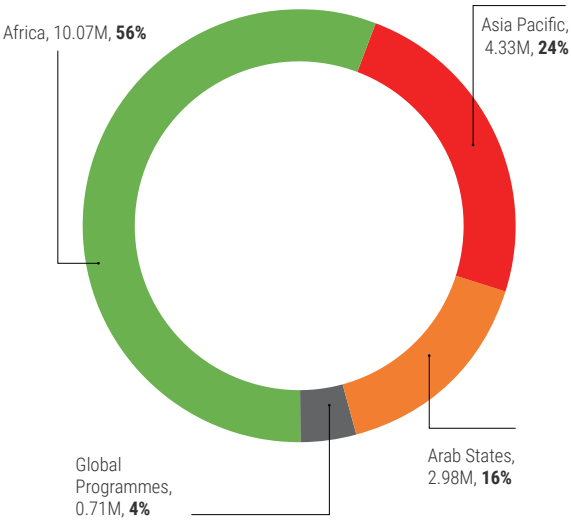
* Singapore	30,000
Japan	22,690
Botswana	20,000
Rwanda	10,000
Togo	10,000
Total	92,690

* Contribution received from Singapore in 2025 is for 2024.

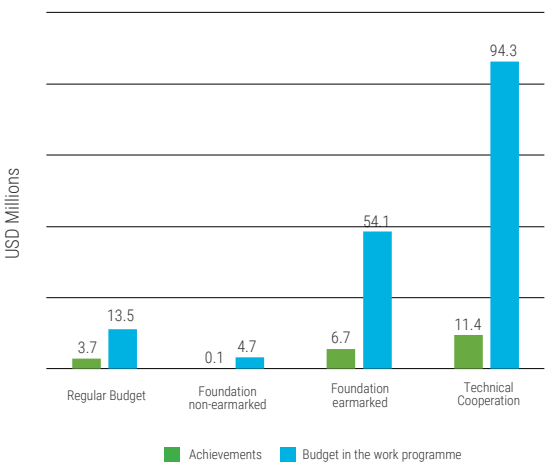


5 Contributors 6 Pledges 182 non-contributors

2025 earmarked income allocation by
UN-Habitat implementing region



2025 work programme overview



UN-Habitat is grateful for contributions received
and appeals to Member States to provide
early core contributions for 2025

Earmarked funds in USD**

MEMBER STATES CONTRIBUTORS IN 2025

Kenya	5.96
European Union	1.71
Japan	1.69
United Kingdom	1.21
Switzerland	1.10
Republic of Korea	.17
Total	11.84

** Most income agreements cover multiple years.

** The amount of acquisition received in currencies other than USD may have changed as compare to the previous interim reports due to the change of the foreign exchange rate.

OTHER DONORS CONTRIBUTORS IN 2025

UN Agencies	3.66
Green Climate Fund	2.00
Institute for Water Education	.34
International Research Center of Big Data for Sustainable Development Goals	.15
International Institute for Environment and Development	.09
Saint-Gobain	.05
Turkiye Design Council	.03
Total	6.32

2025 income from donors by contributing region

United Nations Region	Core	Earmarked
Africa***	.04M	5.96M
Asia Pacific***	.05M	4.01M
Eastern Europe	.00M	.00M
Latin America and the Caribbean	.00M	.00M
Western Europe and Others Group***	.00M	2.77M
Global (Including UN Agencies)	-	12.74M

*** Contributions from Arab States such as, Bahrain, and Kuwait is represented under Asia Pacific.

*** Contributions from Arab States such as Egypt is represented under Africa.

** The amount of acquisition received in currencies other than USD may have changed as compare to the previous interim reports due to the change of the foreign exchange rate.

RECENT PUBLICATIONS

World Cities Report 2024: Cities and Climate Action

World Smart Cities Outlook 2024

Stronger women stronger cities: UN-Habitat’s action for change 2020 – 2025


Towards inclusive solutions to urban internal displacement: A global framework for Governments, UN agencies, the Resident Coordinator System and partners

UPCOMING EVENTS

 29 – 30 MAY 2025 **Resumed Second Session of the UN-Habitat Assembly**
Nairobi, Kenya

 15 – 17 JUNE 2025 **G7 Summit**
Alberta, Canada

 30 JUNE – 03 JULY 2025 **4th International Conference on Financing for Development**
Seville, Spain

 14 – 23 JULY 2025 **High-Level Political Forum on Sustainable Development**
New York, USA

Grants in 2025 for Earmarked Activities

Donor / Development Partner	Donor Category	Project Title	UN-Habitat Implementation Region	Amount in USD
Africa				5,959,620.00
Kenya	Government	Technical Assistance to The Second Kenya Urban Support Program	Africa	5,959,620.00
Asia-Pacific				4,007,903.55
Japan	Government	Emergency support to Learning Spaces and schools, after June 2024 Earthquake in Khorasan Razavi province	Asia Pacific	500,000.00
Republic of Korea	Government	Ms. Haesung Ahn	Global	169,126.55
International Research Center of Big Data for Sustainable Development Goals	Civil Society	CBAS-UN-Habitat Partnership: Partnering towards Enhanced Urban Monitoring and reporting Against the Urban SDGs	Global	150,000.00
Japan	Government	Emergency technical support for rehabilitating the Kiteezi dumpsite	Africa	1,000,000.00
Japan	Government	Implementation of the Data Collection Survey on Kabul Solidarity Programme	Asia Pacific	99,907.00
Japan	Government	Supporting the professionalization of the Police for People and Peace	Africa	90,000.00
Green Climate Fund	Private Sector	Advancing Lao PDR's National Adaptation Plan (NAP)	Asia Pacific	1,998,870.00
Western European and Others Group				2,770,888.93
Institute for Water Education	Civil Society	Boosting Effectiveness of WOPs 4, Phase II	Global	338,738.53
Switzerland	Government	Social cooperation Basel-Sahab: Rethinking Sahab- Urban Greening for a Resilient and Sustainable Future	Arab States	1,097,621.04
United Kingdom	Government	Activate Bangkok project (Accelerating Climate-resilient, transit-oriented, inclusive and vibrant areas for Everyone in Bangkok Metropolitan Area)	Asia Pacific	1,213,324.36
Türkiye Design Council	Civil Society	Participatory Urban Design:My Neighbourhood Türkiye	Europe	34,200.00
International Institute for Environment and Development	Civil Society	Drought in Displacement: Generating Evidence to inform Responses to Urban Drought People	Arab States	87,005.00
Global				5,419,463.34
European Union	Government	Urban and Territorial planning for durable solutions to displacement	Africa	1,706,049.28
Saint-Gobain	Private Sector	Building Refugee Settlements in Kenya	Africa	50,000.00
UNDP MPTF	UN Agencies	Housing Land and Property Rights of Displacement-affected Communities	Africa	1,311,666.67
United Nations Trust fund for Human Security	UN Agencies	United Nations Kigoma joint programme phase II	Africa	219,750.00
UNDP MPTF	UN Agencies	Inclusive, Safe, Resilient and Sustainable Human Settlements in the Sahel	Africa	514,066.53
Joint SDG Fund Multi Partner Trust Fund	UN Agencies	Urban and Territorial planning for durable solutions to displacement	Africa	43,000.00
FAO	UN Agencies	Peaceful Natural Resources Management in the Koliba- Corubal Basin	Africa	1,574,930.86
Grand Total				18,157,875.82

Frequently Asked Questions (FAQ) – UN-Habitat Monthly Funding Status Report

1. What is included in the Monthly Funding Status Report?

The Monthly Funding Status Report provides an overview of the latest total value of grants and financial contributions acquired in the last month and cumulative acquisitions from the beginning of the year up to the last month of reporting. For example, the April 2025 report will cover acquisitions from 1 January to 30 April 2025 and will be produced in May. The exception is the full-year report, which is typically issued in March of the following year to account for financial adjustments and accounting processes undertaken between January and March.

- Grant acquisitions refer to amount of funding indicated in signed contribution agreements or donors’ grant letters.
- Non-earmarked contributions are also included, though these are often received without formal contribution agreements.

2. How is acquisition different from revenue?

Acquisition refers to the full value of a grant as recognized at the time of signing the contribution agreement or donor commitment, regardless of whether the funds will be disbursed in multiple tranches over several years. For grants signed in currencies other than US Dollars, the Funding Status Report records their value in US Dollars at the time of signing. However, the actual US Dollar amount received is subject to exchange rate fluctuations at the time of disbursement, which can result in differences between the figures reported in the Funding Status Report and the revenue reports.

The Funding Status Report does not include other revenue sources such as bank interest, write-offs, refunds, adjustments, internal transfers between accounts, and transactions related to administrative grant management. These revenue sources are included in financial reports but not in the Funding Status Report. As a result, the figures reported in the Funding Status Report and financial reports will not always align.

3. How is the Monthly Funding Status Report different from UN-Habitat’s financial reports?

While the Monthly Funding Status Report includes some figures relevant for financial reporting—particularly those related to the regular budget revenue—it is not a financial report.

Instead, this report serves as a resource mobilization overview, providing insights into UN-Habitat’s funding acquisition progress and trends, rather than detailed financial accounting data.