

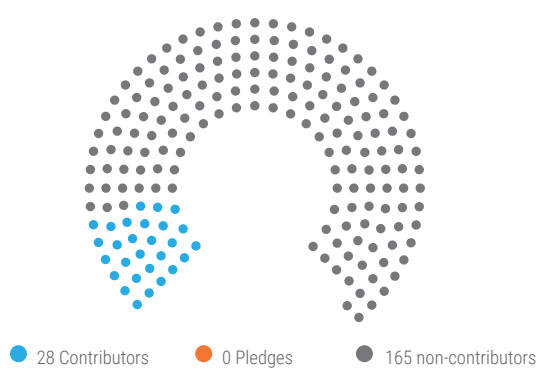
Foundation non-earmarked – core funds (USD)

CONTRIBUTORS IN 2024

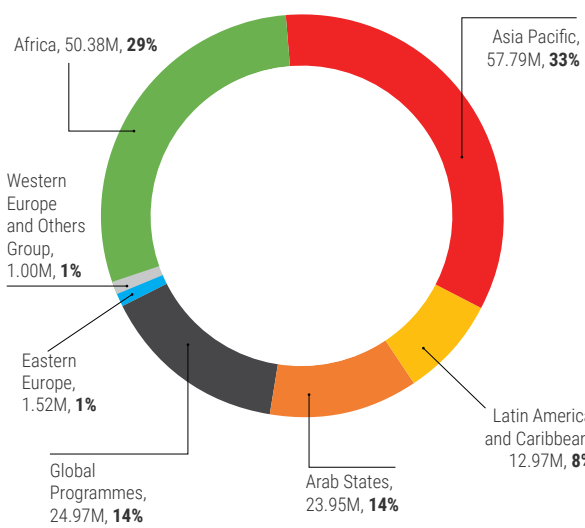
NUMBER AND CATEGORY OF MEMBER STATE CONTRIBUTORS OUT OF 193

* United States of America	1,500,000
Germany	1,092,373
* Saudi Arabia	1,000,000
China	350,000
France	250,545
Spain	191,466
South Africa	160,000
Namibia	150,000
Tonga	150,000
Azerbaijan	150,000
* Cameroon	105,013
Kenya	100,000
India	100,000
Philippines	100,000
Republic of Korea	71,709
Benin	51,426
* Tunisia	50,000
Mauritius	50,000
Indonesia	50,000
Bangladesh	32,599
Japan	23,533
Portugal	20,986
Thailand	20,000
Kazakhstan	20,000
Senegal	13,121
Tanzania	9,803
Malawi	7,762
Czechia	6,238
Pakistan	5,872
Total	5,832,446

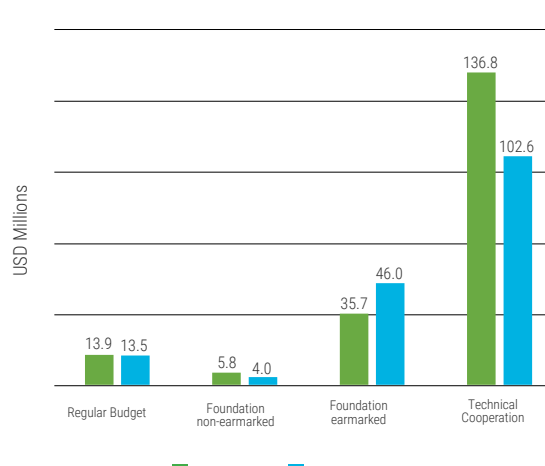
* Contribution received from Tunisia in 2024 is for 2023.
 * Contribution received from Cameroon covers 2016 to 2024.
 * \$100,000 of the total amount received from the USA is the amount previously withheld from its pledge for FY 2023.
 * Contribution received from Saudi Arabia covers 2020 to 2023.



2024 earmarked income allocation by UN-Habitat implementing region



2024 work programme overview



** Numbers for 2024 are interim as UN-Habitat is still processing the IPSAS financial statement which may lead to revision of some figures. This process will be completed by 31 March 2025

Cash contributions of **USD 125.5 million** received for existing grants.

UN-Habitat is grateful for contributions received and appeals to Member States to provide **early core contributions for 2025**

Earmarked funds in USD***

MEMBER STATES CONTRIBUTORS IN 2024

Netherlands	26.92
Japan	17.57
Sweden	14.40
European Commission	8.78
Norway	6.92
Italy	5.94
Germany	5.88
Canada	4.89
Denmark	4.18
Mozambique	2.05
Nigeria	1.50
United States of America	1.04
Spain	.81
Republic of Korea	.75
China	.63
Egypt	.50
United Arab Emirates	.55
Kuwait	.32
Russian Federation	.23
Malaysia	.20
Slovak Republic	.16
France	.13
India	.05
Turkmenistan	.04
Finland	.04
Total	104.48

*** Most income agreements cover multiple years.
 *** The amount of acquisition received in currencies other than USD may have changed as compare to the previous interim reports due to the change of the foreign exchange rate.

OTHER DONORS CONTRIBUTORS IN 2024

UN Agencies	32.52
The Adaptation Fund Board	10.00
Rio De Janeiro State Government	6.11
The City of Zurich	2.71
Global Fortune Environment Limited	1.67
Municipality of Sao Paulo	1.28
Municipality of Congonhas, Brazil	1.14
International Olympic Committee	1.00
Shanghai Univeristy	.89
Green Climate Fund	.85
Raikela Iron Ore mines, M/S Geetarani Mohanty	.80
Kuwait Society for Relief (KSR)	.76
Municipality of Juarez of the State of Chihuahua	.65
Zero Waste Foundation	.51
Government of Flanders, Belgium	.51
Unidad Administrativa Especiales de Servicios Publicos	.50
IHE-Delft, Institute for Water Education	.49
Research Center of Pack City Index	.45
Viable Cities/ KTH Royal Institute of Technology	.44
Islamic Development Bank	.40
Bogota-Cundinamarca Metropolitan region	.39
Nestle/ Al Manhal Bahrain Water Factory W.L.L	.33
China Champions for Climate change	.30
Corporación Andina de Fomento	.30
University Joseph Ki-Zerbo	.25
C40 Cities Climate Leadership Group	.25
Ghadeer Mineral Water Company LTD	.25
World Bank	.25
Catalan Development Cooperation Agency	.24
Chengdu Xinchao Media Group Co. Ltd	.23
Beijing Chaoyang Environment Group	.15
The Coca Cola Foundation	.15
Toyota Al Iraq Company for Trading	.13
Gorongosa National Park	.12
Grid Arendal	.11
Lund University	.10
Tongji University	.10
Communities of Castilla-La Mancha	.09
Global Water Challenge (GWC)	.08
Arcadis Nederland BV	.08
Abia State of Nigeria	.08
Catella Residential Investment Management GMBH	.07
The Chinese University of Hong Kong	.07
African Development Bank	.06
Barcelona Metropolitan Area	.06
Municipality de Juiz de Fora	.06
Brisbane City council	.05
Association of the Swedish Engineering Industries	.05
Swedfund International AB	.05
Kounkuey Design Initiative Incorporated	.04
Aga Khan Agency for Habitat	.03
National Learning Service (SENA)	.01
Total	68.23

2024 income from donors by contributing region

United Nations Region	Core	Earmarked
Africa****	.70M	4.60M
Asia Pacific****	1.90M	26.14M
Eastern Europe	.00M	.00M
Latin America and the Caribbean	.00M	10.44M
Western Europe and Others Group****	3.03M	78.05M
Global (Including UN Agencies)	-	52.95M

**** Contributions from Arab States such as, Bahrain, and Kuwait is represented under Asia Pacific.
 **** Contributions from Arab States such as Egypt is represented under Africa.
 ** The amount of acquisition received in currencies other than USD may have changed as compare to the previous interim reports due to the change of the foreign exchange rate.

RECENT PUBLICATIONS

World Cities Report 2024: Cities and Climate Action

World Smart Cities Outlook 2024

Global State of National Urban Policy 2024

Healthier Cities and Communities through Public Spaces

UPCOMING EVENTS

21 – 25 APRIL 2025 | **81st session of the Economic and Social Commission for Asia and the Pacific (ESCAP)**
Bangkok, Thailand

29 – 30 MAY 2025 | **Resumed Second Session of the UN-Habitat Assembly**
Nairobi, Kenya

02 – 06 JUNE 2025 | **The 8th Session of the Global Platform for Disaster Risk Reduction**
Geneva, Switzerland

30 JUNE – 03 JULY 2025 | **4th International Conference on Financing for Development**
Seville, Spain

