



DKI JAKARTA PROVINCE Voluntary Local Review 2021

Jakarta Collaboration in Handling the COVID-19 Pandemic:
Rise toward a Resilient Jakarta



1 NO POVERTY

3 GOOD HEALTH AND WELL-BEING

4 QUALITY EDUCATION

17 PARTNERSHIPS FOR THE GOALS



The Provincial Government of DKI Jakarta expresses its appreciation to the following individuals and institutions, who were actively involved in the development of the 2021 DKI Jakarta Sustainable Development Goals (SDGs) Voluntary Local Review (VLR) report:

RESEARCH AND AUTHOR TEAM

Research Team Leader and Writer

Abdurrahman Syebubakar

Research and Data Analysis Officer

Rama Wisnan Raz

Research and Data Visualization Officer

Ferdiand Rahmadya

CONTRIBUTORS

The Provincial Government of DKI Jakarta

Regional Development Planning Agency of DKI Jakarta

Provincial SDG Secretariat of DKI Jakarta

Bureau of Economy and Finance of Regional Secretariat of DKI Jakarta

Health Agency of DKI Jakarta

Education Agency of DKI Jakarta

Social Affairs Agency of DKI Jakarta

Regional Revenue Agency of DKI Jakarta

Nongovernment Partners for SDG Good Practices

BAZNAS BAZIS DKI Jakarta

PT Food Station Tjipinang Jaya (BUMD)

Rumah Zakat Indonesia

Tunasmuda Care Foundation

Asian Development Bank

Rachana Shrestha

United Cities and Local Governments Asia-Pacific

Bernadia Irawati Tjandradewi

Hendra Susila Adi

Graphic Design

Yuli Istanto

Disclaimer

The 2021 DKI Jakarta SDGs Voluntary Local Review (VLR) Report was developed by the Provincial Government of DKI Jakarta along with all nongovernment actors, assisted by an independent consultant team with the support of the Asian Development Bank (ADB) and United Cities and Local Governments Asia-Pacific (UCLG ASPAC). The report is published by the Provincial Government of DKI Jakarta, and it does not necessarily reflect the opinion or position of ADB and UCLG ASPAC.

Notes:

In this publication, “Rp” refers to Indonesian rupiah and “\$” refers to United States dollars. \$1 = Rp14.105,00 for 2020 (BPS 2021). All photos by the Provincial Government of DKI Jakarta, unless otherwise indicated.



DKI JAKARTA PROVINCE Voluntary Local Review 2021

Jakarta Collaboration in Handling the COVID-19 Pandemic:
Rise toward a Resilient Jakarta



Contents

Figures.....	iii
Foreword: Governor of the Province of the Special Capital Region of Jakarta	v
Message: Director General, Sustainable Development and Climate Change Department, Asian Development Bank.....	vi
Message: Secretary General of United Cities and Local Governments Asia-Pacific	vii
Abbreviations.....	ix
Executive Summary.....	xii
1. Introduction	1
Jakarta at a Glance	1
Governance.....	2
Demographic Profile	3
Economic Growth and Local Budget and Expenses	6
Jakarta’s Agenda for Handling COVID-19 Pandemic and Achieving Sustainable Development	8
Jakarta Smart City	9
Jakarta—City of Collaboration	10
2. Methodology and Process	13
Voluntary Local Review Theme Selection	14
Identification of Priority Sustainable Development Goals.....	14
Document Review and Initial Identification of Good Practices	15
Stakeholder Engagement Mapping and Strategy	16
Implementation of Stakeholder Consultation	17
Data Collection and Analysis.....	19
Writing the Voluntary Local Review Report.....	19
Limitations in the Voluntary Local Review Implementation.....	19
3. Sustainable development goal Policy and Enabling Environment.....	21
Alignment of Sustainable Development Goals with Policy Framework at the National and Local Levels.....	21
Multistakeholder Institutional Mechanism for Sustainable Development Goal Implementation	24
Financing for Sustainable Development Goal Implementation.....	25
Mechanism Flow of Monitoring Report and Evaluation Report, Government	30
Mechanism Flow of Monitoring Report and Evaluation Report, Nongovernment	31

4. Jakarta Development Collaboration Network and Other Innovative Strategies	32
City Regeneration and Jakarta Development Collaboration Network.....	32
Jakarta Development Collaboration Network Topics	33
Jakarta Development Collaboration Network Framework	33
Jakarta Development Collaboration Network Duties and Function	34
Jakarta Development Collaboration Network Output.....	34
Jakarta Development Collaboration Network Supports Handling the COVID-19 Pandemic and Achieving Sustainable Development Goals.....	35
5. General Performance of DKI Jakarta Against the Sustainable Development Goals	49
Overall Status of DKI Jakarta’s Sustainable Development Goal Achievement	49
DKI Jakarta’s Sustainable Development Goal Achievement Status in Four Development Pillars	50
Recap Table on the Sustainable Development Goal Achievement Status in DKI Jakarta	52
6. Priority Sustainable Development Goals in DKI Jakarta.....	55
SDG 1 No Poverty.....	56
SDG 3 Good Health and Well-Being.....	68
SDG 4 Quality Education	79
SDG 17 Partnership for the Goals	90
7. Moving Forward.....	103
APPENDIX	A1
DKI JAKARTA SDG ROAD MAP TOWARD 2030: Highlights.....	A1

Figures

Figure 1: Achievement Trends of 17 Sustainable Development Goals of DKI Jakarta, 2019–2020.....	xiii
Figure 2: Achievement Trends of Four Priority Sustainable Development Goals and Main Issues in DKI Jakarta, 2019–2020.....	xiv
Figure 1.1: Official Logo of the Provincial Government of DKI Jakarta.....	2
Figure 1.2: Organizational Structure of the Provincial Government of DKI Jakarta	3
Figure 1.3: DKI Jakarta Population Density Map.....	3
Figure 1.4: Population Pyramid of DKI Jakarta	4
Figure 1.5: Intermodal Transportation Integration in DKI Jakarta.....	5
Figure 1.6: Communication Materials on Sustainable Transportation Updates Published by Jakarta through Various Social Media Channels	6
Figure 1.7: Economic Growth of DKI Jakarta during 2020–2021	7
Figure 2.1: Methodology and Process, Phases and Timeline of the DKI Jakarta Voluntary Local Review	13
Figure 2.2: Intersection between DKI Jakarta 2021 Voluntary Local Review’s Priority Sustainable Development Goals and Indonesia 2021 Voluntary National Review’s Priority Sustainable Development Goals and the Updated Strategic Environmental Assessment, 2017–2022	15
Figure 2.3: Participation in the 2021 DKI Jakarta Voluntary Local Review Stakeholder Consultation .	17
Figure 2.4: Structure of Good Practice Stories Document.....	17
Figure 3.1: Indicator Metadata and Indonesia Sustainable Development Goal Road Map	21
Figure 3.2: Sustainable Development Goal Integration into the Development Planning Process in DKI Jakarta.....	22
Figure 3.3: Inclusion of Sustainable Development Goals in Strategic Environmental Assessment, Midterm Development Work Plan, and Local Government Work Plan at the Local Level.....	22
Figure 3.4: Alignment of the National Midterm Development Plan (RPJMN) Mission and Agenda, Primary and Strategic Development Issues of DKI Jakarta with Sustainable Development Goals.....	23
Figure 3.5: Participation Platform of Sustainable Development Goals	24
Figure 3.6: Structure of the Coordination Team for Sustainable Development Goals Implementation	24
Figure 3.7: DKI Jakarta Local Budget Allocation Support for Sustainable Development Goals	25
Figure 3.8: Budget Allocation for Grant and Social Assistance Expenses, 2018–2020	26
Figure 3.9: Illustrated Budget Allocation of Nongovernment Partners, 2019–2020	27
Figure 3.10: Participation and Budget of Nongovernment Partners in 2020	28
Figure 3.11: DKI Jakarta’s Published Reports on Monitoring and Achievement of Sustainable Development Goals.....	29
Figure 3.12: Mechanism Flow of the Monitoring Report and Evaluation Report of the Government.	30
Figure 3.13: Mechanism Flow of the Monitoring Report and Evaluation Report of Nongovernment Parties.....	31
Figure 4.1: Jakarta Development Collaboration Network Framework.....	33
Figure 4.2: Jakarta Development Collaboration Network Output.....	34
Figure 4.3: COVID-19 Case Trends Nationally and in DKI Jakarta, as of 25 February 2022	35
Figure 4.4: Status of Emergency and Restrictions during the COVID-19 Pandemic in DKI Jakarta.....	35

Figure 4.5: Strategy to Handle COVID-19 Pandemic.....	36
Figure 4.6: COVID-19 Dose 1 and Dose 2 Vaccination Status – National and DKI Jakarta, as of November 2021.....	37
Figure 4.7: Economic Recovery Strategy of DKI Jakarta	38
Figure 4.8: Type of Collaboration and Realization per Type of Large-Scale Social Collaboration in DKI Jakarta.....	39
Figure 4.9: List of Assistance Packages for Potential Collaborators	40
Figure 4.10: Large-Scale Social Collaboration in Food Achievement.....	40
Figure 4.11: Large-Scale Social Cooperation in Micro, Small, and Medium-Sized Enterprises Achievement	41
Figure 4.12: Large-Scale Social Collaboration (KSBB) in Education Achievement	44
Figure 4.13: Program to Improve Residential Quality	45
Figure 4.14: Large-Scale Social Collaboration (KSBB) in Residential Achievement	46
Figure 4.15: Solution for Job-Seekers through Large-Scale Social Collaboration in Employment.....	47
Figure 4.16: Large-Scale Social Collaboration (KSBB) in Waste Management Achievement	47
Figure 5.1: Achievement of 253 Sustainable Development Goal Indicators in DKI Jakarta in 2020.....	49
Figure 5.2: Sustainable Development Goal Indicator Achievement in Social Development Pillar	51
Figure 5.3: Sustainable Development Goal Indicator Achievement in Economic Development Pillar.....	51
Figure 5.4: Sustainable Development Goal Indicator Achievement in Environmental Development Pillar	51
Figure 5.5: Sustainable Development Goal Indicator Achievement in Legal Development and Governance Pillar.....	52
Figure 5.6: Recap Table on the Sustainable Development Goal Achievement Status in DKI Jakarta...	52
Figure 6.1: Priority Sustainable Development Goal Achievement in DKI Jakarta, 2019–2020.....	55
Figure 6.2: Sustainable Development Goal 1 Indicators Achievement and Indicators in Need of Special Attention, 2019–2020	56
Figure 6.3: Recap of Social Assistance in DKI Jakarta to Reduce the Impact of the COVID-19 Pandemic	57
Figure 6.4: Sustainable Development Goal 3 Indicators Achievement and Indicators in Need of Special Attention, 2019–2020	68
Figure 6.5: Business Process of Services in PPT Bunga Tanjung	75
Figure 6.6: Number of Cases Handled by PPT “Bunga Tanjung”	76
Figure 6.7: Achievements of Sustainable Development Goal 4 Indicators and Indicators in Need of Special Attention, 2019–2020	79
Figure 6.8: Benefits of the virtual empowering collaboration activity (26 October 2021, via Zoom) to students of SMP 92 JAKARTA and SMP YWKA II RAWAMANGUN	86
Figure 6.9: Leaflet of Workshop on Blended Learning by the Collaborative School of SMAN 20 and SMA Kristen Karunia	87
Figure 6.10: Webinar on Blended Learning on 24 June 2021, joined by All Teachers of SMAN 20 and SMA Kristen Karunia	87
Figure 6.11: Face-to-Face Learning Activity in a Champion Primary School in South Jakarta	88
Figure 6.12: Sustainable Development Goal 17 Indicator Achievement and Indicators in Need of Special Attention, 2019–2020	90
Figure 6.13: Grand Innovative Ecosystem T.CARE	100



Foreword: Governor of the Province of the Special Capital Region of Jakarta

Assalamualaikum Warahmatullahi Wabarakatuh.

Allow me on behalf of the Provincial Government of DKI Jakarta to congratulate and express our gratitude to the authors of the 2021 DKI Jakarta Sustainable Development Goal (SDG) Voluntary Local Review (VLR) publication. Upon the multistakeholder collaboration, this publication was successfully published, making DKI Jakarta the first province to have the SDG VLR report in Indonesia.

This publication was the outcome of multistakeholder collaboration in DKI Jakarta Province, supported by the Asian Development Bank (ADB) and United Cities and Local Governments Asia-Pacific (UCLG ASPAC). It contains achievements and a holistic picture of the progress of SDG implementation in DKI Jakarta Province with a focus on good practices carried out by all stakeholders in the capital city in attaining the SDGs.

During the last 2 years, the coronavirus disease 2019 (COVID-19) pandemic has been a challenge in achieving the SDGs. To overcome the pandemic while at the same time achieving the SDG targets, the Provincial Government of DKI Jakarta has taken various policies and strategic measures, by continuing to encourage innovation and multistakeholder collaboration through the Jakarta Development Collaboration Network (JDCN) platform. In connection with the multistakeholder collaboration in implementing the SDGs, the 2021 DKI Jakarta SDG VLR was themed “Jakarta Collaboration in Handling the COVID-19 Pandemic: Rise toward a Resilient Jakarta.”

Carrying SDG-related good practices, the VLR is hoped to encourage initiation of innovative practices by other cities and regions around the world in SDG implementation that is inclusive and participatory.

It is hoped that this publication will serve as a guide and inspiration for other regions. May Allah, the Almighty, always bless us all. *Amin ya rabbal alamin.*

Wassalamualaikum warahmatullahi wabarakatuh,

Anies Rasyid Baswedan

Governor of the Province of the Special Capital Region of Jakarta
Jakarta, 24 March 2022



Message:
**Director General,
Sustainable Development and
Climate Change Department,
Asian Development Bank**

The 2030 Agenda on Sustainable Development Goals (SDGs) is widely understood as a “whole of government” and a “whole of society” agenda, wherein different stakeholders need to contribute as per their mandates and strengths, and collaborate with each other to address challenges and exploit opportunities to meet the goals. There is a general consensus that subnational governments’ role in pursuing national SDG agendas and contributing to the achievement of SDGs is significant, as many of the services related to the SDGs come under their jurisdictions. The increasing role and involvement of subnational governments is reflected, for example, in the growing number of Voluntary Local Reviews (VLRs) prepared by subnational governments: their total number doubled from less than 50 in 2020 to more than 100 by mid-2021. And this number keeps growing.

VLRs are not only an important element of the public debate on sustainable development, sharing the voices and perceptions of subnational governments, but also a critical factor in galvanizing public support at the local level for an inclusive and sustainable development process. VLRs help to bring together perspectives and priorities of different stakeholders at the subnational level, including those of civil society organizations and the private sector. They are, therefore, instrumental in building a strong consensus on planning, budgeting, and prioritizing investments of subnational governments.

I am pleased that ADB had the opportunity to help facilitate the preparation of this VLR of the Provincial Government of DKI Jakarta, Indonesia. It will not only add to the growing number of VLRs in Indonesia, but will also help the Provincial Government of DKI Jakarta to chart its course of action for renewed and collaborative efforts to achieve its SDG targets despite the social and economic challenges of the COVID-19 pandemic. The road map that has been prepared based on the findings of the VLR will help implement its recommendations and the priorities it identifies. I am thankful for the commitment shown by the Provincial Government of DKI Jakarta in preparing this VLR. I am also thankful for the strong partnership, and significant engagement of the Asia-Pacific chapter of the United Cities and Local Government (UCLG ASPAC), which remains an important partner of ADB in pursuing the 2030 Agenda at the subnational level. My thanks to ADB public management specialist Rachana Shrestha, who provided technical guidance, and to ADB’s Governance Thematic Group team for administrative support. Thanks also to Mohd Sani Ismail, ADB principal financial sector specialist, for reviewing the report and providing valuable comments and suggestions.

Bruno Carrasco

Director General
Sustainable Development and Climate Change Department, ADB



Message: Secretary General of United Cities and Local Governments Asia-Pacific

The achievement of the Sustainable Development Goals (SDGs) requires strong commitment and capacity of local governments in localizing the SDGs' targets and indicators. Localizing the SDGs is very much related to the ability of local governments in preparing regional development policy planning frameworks derived from the SDGs' targets and indicators, as well as the role of local governments in implementing the SDGs through the bottom-up approach. Furthermore, an enabling environment through the provision of legal and policy frameworks is an important prerequisite to ensure SDG achievement in the region in support of attaining the SDGs at the national level.

The preparation of the Voluntary Local Review (VLR) of the Jakarta capital city in 2021 is one of the local initiatives in implementing the SDGs. It demonstrates the strong commitment of the local government and all stakeholders in the implementation and achievement of SDGs in the capital city.

VLR is the key to transparency and accountability of local governments in implementing the SDGs, where the implementation process requires the participation of all elements of the government and nongovernment partners in accordance with the SDG principle "leaving no one left behind." In this context, the Jakarta VLR process corresponds with the commitment to strengthen collaboration between local governments and nongovernment partners in the capital city's development, including in handling the COVID-19 pandemic and implementing the SDGs. The Jakarta Development and Collaboration Network (JDCN) platform provides an effective means for local governments and nongovernment partners to collaborate and be creative in dealing with the COVID-19 pandemic and accelerating SDG achievement. This platform further strengthens the position of the City of Jakarta as a city that accommodates all aspirations and interests of its people in line with the tagline "Jakarta City of Collaboration". It is a city that encourages collaborative cooperation between local governments, nongovernmental organizations, the private sector, and other elements of the community.

The selection of four priority SDGs: SDG 1, SDG 3, SDG 4, and SDG 17 as the focus of Jakarta VLR analysis shows the strong commitment of the DKI Jakarta provincial government in handling the COVID-19 pandemic and, at the same time, in attaining the SDGs by engaging nongovernment elements and the community, even in a pandemic situation.

Therefore, United Cities and Local Governments Asia-Pacific (UCLG ASPAC) is proud of the strong commitment of the Provincial Government of DKI Jakarta under the leadership of Anies Rasyid Baswedan in achieving the SDG targets amid the COVID-19 pandemic, as reported in this Jakarta VLR. UCLG ASPAC congratulates all parties involved in the preparation of the VLR. As the host city of the UCLG ASPAC Secretariat, Jakarta has already had an excellent foundation of cooperation with UCLG ASPAC, and the cooperation will continue in pursuit of Jakarta people's well-being.

We thank all parties involved in the preparation of this VLR in collaboration with UCLG ASPAC: the Asian Development Bank (ADB); Governor of Jakarta Capital City Anies Rasyid Baswedan and his entire apparatus, especially those at the Jakarta Regional Development Planning Agency (*Badan*

Perencanaan Pembangunan Daerah [Bappeda]) and the Jakarta SDG Secretariat; the VLR Jakarta consultant team led by Abdurrahman Syebubakar; and all national and local stakeholders who have contributed to the Jakarta VLR. UCLG ASPAC is committed to continuing the cooperation with the Provincial Government of DKI Jakarta in SDG implementation until 2030.

Once again, we extend our appreciation to the Provincial Government of DKI Jakarta for this accomplishment. We hope these efforts will all bring good advantages for the people of Jakarta.

Sincerely,

Bernadia Irawati Tjandradewi

Secretary General of UCLG ASPAC
Jakarta, 24 March 2022

Abbreviations

ADB	Asian Development Bank
AKBa	angka kematian balita (under-five mortality rate)
APBD	Anggaran Pendapatan dan Belanja Daerah (Local Budget)
APK	angka partisipasi kasar (gross participation rate)
APM	angka partisipasi murni (net participation rate)
ATM	anjungan tunai mandiri (automatic teller machine)
Bappeda	Badan Perencanaan Pembangunan Daerah (Regional Development Planning Agency)
BAZIS	Badan Amil Zakat, Infak, dan Sadakah (Board of Amil Zakat, Infaq, and Alms)
BAZNAS	Badan Amil Zakat Nasional (National Amil Zakat Board)
BLT	bantuan langsung tunai (direct cash transfer, cash social assistance)
BLUD	Badan Layanan Umum Daerah (Regional Public Service Agency)
BPS	Badan Pusat Statistik (Central Statistics Agency)
BUMD	badan usaha milik daerah (regional-owned enterprise)
COVID-19	coronavirus disease 2019
Dirjen	Direktorat Jenderal (Directorate General)
DKI	Daerah Khusus Ibukota (Special Capital Region)
DPRD	Dewan Perwakilan Rakyat Daerah (Regional House of Representatives)
FGD	focus group discussion
Gapoktan	Gabungan Kelompok Tani (Farmers Group Association)
ILO	International Labour Organisation
Jabodetabek	Jakarta Bogor Depok Tangerang Bekasi
Jabodetabekpunjur	Jakarta Bogor Depok Tangerang Bekasi Puncak Cianjur
JAKI	Jakarta Kini (Jakarta Now)
JDCN	Jakarta Development Collaboration Network
JSC	Jakarta Smart City
KJP	Kartu Jakarta Pintar (Smart Jakarta Card)
KLHS	Kajian Lingkungan Hidup Strategis (Strategic Environmental Assessment)

KPDDBU	Kerjasama Pemerintah Daerah dan Badan Usaha (Regional Government and Business Entity Cooperation)
KSBB	kolaborasi sosial berskala besar (large-scale social collaboration)
KtPA	kekerasan terhadap perempuan dan anak (violence against women and children)
MRT	Moda Raya Terpadu (Mass Rapid Transit)
MSMEs	micro, small, and medium-sized enterprises
OPD	organisasi perangkat daerah (local government organization, local line agency)
P2TP2A	Pusat Pelayanan Terpadu Pemberdayaan Perempuan dan Anak (Integrated Service Center for Women and Children Empowerment)
PCR	polimerase chain reaction
Perpres	Peraturan Presiden (Presidential Regulation)
PGRI	Persatuan Guru Republik Indonesia (Indonesia Teachers Association)
PJJ	pembelajaran jarak jauh (remote or distance learning)
PKBI	Perkumpulan Keluarga Berencana Indonesia (Indonesian Family Planning Association)
PKT	Pengembangan Kewirausahaan Terpadu (Integrated Entrepreneurial Development)
Pokja	kelompok kerja (working group)
PPKM	pemberlakuan pembatasan kegiatan masyarakat (activity restriction policy)
PPKS	pemerlu pelayanan kesejahteraan sosial (people in need of social welfare services)
PSBB	pembatasan sosial berskala besar (large-scale social distancing)
Puskesmas	pusat kesehatan masyarakat (community health center)
RAD	Rencana Aksi Daerah (Local Action Plan)
RAN	Rencana Aksi Nasional (National Action Plan)
RI	Republik Indonesia (Republic of Indonesia)
RKP	Rencana Kerja Pemerintah (Government Work Plan)
RKPD	Rencana Kerja Pemerintah Daerah (Local Government Work Plan)
RPJMD	Rencana Pembangunan Jangka Menengah Daerah (Regional Midterm Development Plan)
RPJMN	Rencana Pembangunan Jangka Menengah Nasional (National Midterm Development Plan)
SDG	Sustainable Development Goal
SMEs	small and medium-sized enterprises
SOP	standard operating procedure
TBC	tuberculosis
UCLG ASPAC	United Cities and Local Governments Asia-Pacific

UKM	usaha kecil dan menengah (small and medium enterprise)
UMKM	usaha mikro, kecil, dan menengah (micro, small, and medium enterprise)
UNDP	United Nations Development Programme
UNESCO	United Nations Educational, Scientific and Cultural Organization
UNICEF	United Nations Children’s Fund
VLR	Voluntary Local Review
VNR	Voluntary National Review
VSR	Voluntary Subnational Review
WHO	World Health Organization

Executive Summary

As outlined in paragraph 79 of the United Nations (UN) General Assembly Resolution on 25 September 2015, the 2030 Agenda encourages UN member states to carry out regular and inclusive reviews of the implementation of the Sustainable Development Goals (SDGs) at national and local levels, which are “country-led and country-driven.” Accordingly, since 2016, countries have conducted Voluntary National Reviews (VNRs) and presented them at the UN High-Level Political Forum (HLPF) on the SDGs.

Inspired by the VNRs, subnational authorities around the world are increasingly engaging in their own VLRs, with a view to fostering SDG localization and accelerating the implementation of the global goals. Subnational authorities have also used VLRs to demonstrate their commitments, capacities, and innovative local actions, as well as to strengthen multistakeholder engagement in SDG implementation.

Equipped with VLRs, subnational authorities can present a holistic and coherent portrait of their SDG progress, thereby offering a powerful storytelling tool that connects their local strategies and actions horizontally to the agenda of peer local governments, and vertically, to the national and global agenda.

The Provincial Government of DKI Jakarta, supported by the Asian Development Bank (ADB) and United Cities and Local Governments Asia-Pacific (UCLG ASPAC), took the initiative to carry out an SDGs VLR in 2021. Its process applied the principles of inclusiveness, transparency, and collaboration, by involving multiple elements among government and nongovernment partners.

Referring to the Asia-Pacific Regional Guidelines on Voluntary Local Reviews 2020 from the United Nations Department of Economic and Social Affairs (UN-DESA), and the Guidelines for Voluntary Local Reviews 2020 by UCLG and UN-Habitat, as well as Indonesia’s VNR Report 2021, DKI Jakarta’s first VLR was carried out to map and analyze various SDG-related issues, from a general snapshot of SDG achievement, policy, and financing from multiple sources, to monitoring and evaluation. The alignment between SDGs and policies at national and DKI Jakarta provincial levels was also captured.

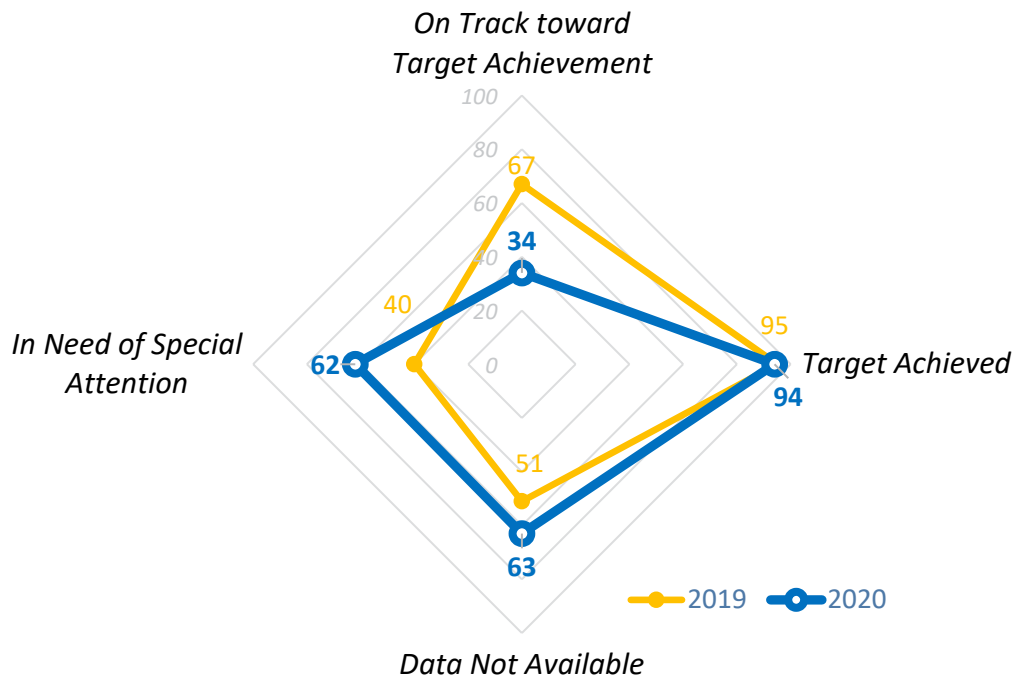
In general, this VLR revealed that before the coronavirus disease (COVID-19) pandemic, DKI Jakarta demonstrated positive trends in implementing major development plans and achieving SDGs.

Until 2019, of 253 SDG indicators in DKI Jakarta’s Local Action Plan (Rencana Aksi Daerah [RAD]), as many as 95 indicators, or 37.5%, were at the stage of target achieved; and 67 indicators, or 26.5%, were on track toward target achievement or improving compared to the previous period. Meanwhile, only 40 indicators, or 15.8%, were in need of special attention or at the stage of target not achieved and worse than the previous period’s achievement; and the remaining 51 indicators (20.2%) had no identified data.

With the COVID-19 pandemic affecting people’s mobility and activities, DKI Jakarta has faced a number of challenges to achieve SDGs. Various SDG-related sectors have suffered quite serious impacts, such as economic growth, poverty rate, health, education, and other sectors.

In 2020, of 253 SDG indicators in DKI Jakarta, as many as 94 indicators (37.2%) were at the stage of target achieved, and 34 indicators (13.4%) were on track toward target achievement or improving compared to achievement during the previous period. Meanwhile, there were 62 indicators (24.5%) in need of special attention due to underwhelming achievement, and for the remaining 63 indicators (24.9%), data were not identified.

Figure 1: Achievement Trends of 17 Sustainable Development Goals of DKI Jakarta, 2019–2020



Sources: DKI Jakarta’s SDG Progress Reports 2019 and 2020; DKI Jakarta’s SDG Monitoring Report - Semester 1 2021; Indonesia Voluntary National Review (VNR) Report 2021; Ministry of Education, Culture, Research and Technology; DKI Jakarta Health and Education Agencies 2022; Economic Bureau of the Governor Office, and Regional Revenue Agency 2022. Data processed.

Considering the above conditions and the importance of multistakeholder collaboration in handling the COVID-19 pandemic and SDG achievement, the Provincial Government of DKI Jakarta has decided to choose the theme of “Jakarta Collaboration in Handling the COVID-19 Pandemic: Rise toward a Resilient Jakarta” in the 2021 DKI Jakarta VLR, focusing on four SDGs highly affected by the COVID-19 pandemic: **SDG 1 No Poverty**, **SDG 3 Good Health and Well-Being**, **SDG 4 Quality Education**, and **SDG 17 Partnership for the Goals**, which are cross-issue or cross-sector in nature.

During the COVID-19 pandemic, the performance of these four SDG indicators has suffered the most pressure and worsened compared to the previous year. The gap between indicators’ achievement and the target has also widened, thus, in need of extra attention from the government and all stakeholders in DKI Jakarta.

In addition, the target and indicators in these four SDGs serve as part of a number of crucial issues that must be handled increasingly quickly for the remaining 2 years of the implementation of the Midterm Development Plan (*Rencana Pembangunan Jangka Menengah [RPJMD]*) of DKI Jakarta until October 2022.


The analysis results on priority SDGs of the 2021 DKI Jakarta’s Strategic Environmental Assessment (*Kajian Lingkungan Hidup Strategis [KLHS]*), and the discussion focus of Indonesia’s 2021 Voluntary National Review (VNR) were also considered in the process of identifying four priority SDGs in DKI Jakarta.

Issues surrounding priority SDGs, which became the analytical focus of this VLR process, include the achievement snapshot of each goal based on indicators, policies, strategies, programs, and budget allocations, by highlighting innovations or good practices from various parties. Good practices, both

from government and nongovernment actors, are expected to serve as leverage for change and to have a wide impact on the people of the capital city, in line with the “Leaving no one behind” principle.

Gaps, challenges, and hindrances, as well as steps going forward to address these challenges, were also reviewed in this VLR process. A myriad of gaps, challenges, and decreases in SDG performance did not deter the Provincial Government of DKI Jakarta from a joint effort with all stakeholders in handling the COVID-19 pandemic and its domino effect toward achieving SDGs, especially the four priority SDGs.

Figure 2: Achievement Trends of Four Priority Sustainable Development Goals and Main Issues in DKI Jakarta, 2019–2020



COVID-19 = coronavirus disease 2019, SDG = Sustainable Development Goal.

Sources: DKI Jakarta’s SDG Progress Reports 2019 and 2020; DKI Jakarta’s SDG Monitoring Report - Semester 1 2021; Indonesia VNR 2021; Ministry of Education, Culture, Research and Technology; DKI Jakarta Health and Education Agencies 2022; Economic Bureau of the Governor Office, and Regional Revenue Agency 2022. Data processed.

In this case, the Provincial Government of DKI Jakarta has conducted many strategic steps, from enforcing a transitional large-scale social distancing (*pembatasan sosial berskala besar* [PSBB]) and strict control areas (WPK) at the community associations (RW) level; enforcing an activity restriction policy (*pemberlakuan pembatasan kegiatan masyarakat* [PPKM]), including micro PPKM, emergency PPKM, and PPKM levels 1–4 in 2021; refocusing development programs and reallocating budget, to optimizing various programs and activities of provincial government line agencies.

A variety of innovations have also been promoted and facilitated to manage the COVID-19 pandemic, as well as serving as an effort to accelerate the achievement of SDG targets. For example, utilizing the Jakarta Development Collaboration Network (JDCN) platform, expanding and reforming social assistance stimulus, providing economic incentives for the real sector, empowering small and medium-sized enterprises (SMEs) and collecting data, as well as providing online services to the people.

Through JDCN, the Provincial Government of DKI Jakarta is engaged in collaborations and co-creations with multiple parties outside of the government to bring Jakarta toward a sustainable, modern, prosperous, and resilient city, for the sake of its people’s happiness. This collaboration initiative is packaged in the form of a large-scale social collaboration (KSBB) platform to match various resource owners with the people’s needs. Many elements of the community have been engaged in the KSBB platform across DKI Jakarta by giving donations or other forms of participation. KSBB assistance is distributed to beneficiaries by the Provincial Government of DKI Jakarta, involving a number of official nongovernment partners.

Facilitated by the Provincial Government of DKI Jakarta through JDCN, the KSBB platform has covered several sectors: the food sector, aimed at “protecting the people of Jakarta from hunger”; SMEs; “lifting the entrepreneurial spirit”; education, “preventing students from being left behind in learning”; residential, “helping people to live in decent houses”; waste management; and employment, “opening job and business opportunities”—with hundreds of nongovernment partner collaborators and hundreds of thousands beneficiary families. Therefore, KSBB not only responds to the COVID-19 pandemic and its impact, but also supports the acceleration of SDG achievement.

To overcome the various challenges and accordingly accelerate SDG achievement, the DKI Jakarta VLR process provides a number of follow-up recommendations relevant to each of the four priority SDGs (see Matrix of Main Issues and Follow-Up Recommendations). In addition, several crucial and integrated next steps across the SDGs are proposed, including:

- (i) Projecting the achievement of the four priority SDGs’ main indicators most affected by the COVID-19 pandemic, and developing scenarios for accelerating SDG attainment in the remaining years of implementation of the 2017–2022 DKI Jakarta Midterm Development Plan (RPJMD);
- (ii) Improving the availability and quality of SDG indicator data to support a more comprehensive mapping and analysis of SDG achievement, as well as the formulation of appropriate strategic steps in attaining the SDGs;
- (iii) Reviewing and selecting priority SDGs according to the development needs of DKI Jakarta post-COVID-19 pandemic, as well as determining the main indicators of each priority SDG and developing a more comprehensive SDG road map containing the main indicators’ achievement projections based on business-as-usual (BAU) and intervention scenarios;
- (iv) Synergizing and expanding SDG-related collaboration initiatives within the JDCN framework involving all nongovernment actors in DKI Jakarta, as well as expanding collaboration with government and nongovernment partners in other regions in a variety of sectors, which are

the levers of development and achievement of the SDGs in the capital city and its partner cities and regions;

- (v) Undertaking analysis of financing needs, especially for priority SDGs, and accordingly formulating financing scenarios based on the potential resources available in the Provincial Government of DKI Jakarta and nongovernment partners;
- (vi) Building innovative and inclusive financing schemes to support the achievement of SDGs, including the scheme of Regional Government and Business Entity Cooperation (*Kerjasama Pemerintah Daerah dan Badan Usaha* [KPDBU]), economic stimulus to the community and the business world as an effort to recover tax revenues, and other nongovernment investment schemes such as corporate social responsibility (CSR), remittances, zakat, and philanthropic funds;
- (vii) Actively conducting massive socialization and advocacy on SDGs, involving all elements of government and nongovernment through multiple media channels—print, electronic, and social media, such as Instagram, website, and YouTube channels belonging to the DKI Jakarta Provincial Development Planning Agency (Bappeda); Office of Communication, Information, and ICT (*Dinas Komunikasi, Informasi, dan TIK* [Diskominfotik]); and the provincial SDG Secretariat;
- (viii) Reducing spatial (geographic) disparities in SDG achievement, by employing affirmative policies in the Seribu Islands Regency which lags far behind in many important SDG indicators from the DKI Jakarta’s five Administrative Cities (Central Jakarta, South Jakarta, East Jakarta, West Jakarta, and North Jakarta);
- (ix) Strengthening the integration of SDGs into annual and 5-year planning documents (*Rencana Kerja Pemerintah Daerah* [RKPD], *Rencana Strategis* [Renstra], RPJMD, KLHS) through development planning deliberations (*musrenbang*) from the city or district level to the provincial level; and
- (x) Conducting VLR regularly (annually or every 2 years depending on local needs) through intensive consultation with all stakeholders, under the active coordination of the Provincial Government of DKI Jakarta through the provincial SDG Coordination Team.



1. INTRODUCTION

Jakarta at a Glance

JAKARTA, officially named the Special Capital Region of Jakarta, or DKI Jakarta, is the nation's capital and the largest city in Indonesia. This city is located on the northwest coast of Java Island. In the south and east, it is adjacent to Depok City, Bogor District, Bekasi City, and Bekasi District; in the west, it is adjacent to Tangerang City and Tangerang District; and in the north, it is adjacent to the Java Sea. Jakarta once had several names, including Sunda Kelapa, Jayakarta, and Batavia.

This city was established on 22 June, when people of Demak and Cirebon, under the leadership of Fatahillah (Faletehan), managed to conquer the Sunda Kelapa harbor from the Portuguese in 1527. The name "Jakarta," which is short for "Jayakarta," means the "city of victory" or "city of glory."



Indonesia Roundabout. Strategically located in the heart of Jakarta, and featuring the welcome monument and a round pond with fountains, the roundabout is the gate way for visitors of Jakarta.

DKI Jakarta has changed names several times. Starting from Sunda Kelapa (397–1527), Jayakarta (1527–1619), Batavia (1619–1942), to Jakarta (1942–present). The name “Jakarta” has been used since the Japanese occupation in 1942, to refer to a region formerly known as Gemeente Batavia, formally established by the Dutch colonial government in 1905.

Jakarta has a total land area of around 664.01 square kilometers (km²) and water area of 6,977.5 km². With a geographical condition of having more water than land, Jakarta has a great deal of potential when it comes to marine resources, such as mineral resources and marine products.

The mineral resources of oil and gas produced in Pabelokan Island of Seribu Islands have been exploited since 2000, with an average production capacity of around 4 million barrels per year.

Meanwhile, the exploitable marine riches are in the form of fish for consumption and decorative fish. In the last 5 years, the average production of fish for consumption has reached 123 thousand tons, and the production of decorative fish has reached 59.86 million fish per year.

Figure 1.1: Official Logo of the Provincial Government of DKI Jakarta



Governance

As the capital of the state, DKI Jakarta Province has a special status and is given a special autonomy based on Law Number 29 Year 2007 on the Provincial Government of the Special Capital Region of Jakarta as the Capital of the Unitary State of the Republic of Indonesia.

In addition, DKI Jakarta Province is a part of the national strategic area set forth in the Presidential Regulation Number 54 Year 2008 on the Spatial Management of the Jabodetabekpunjur Area (Jakarta Bogor Depok Tangerang Bekasi Puncak Cianjur).

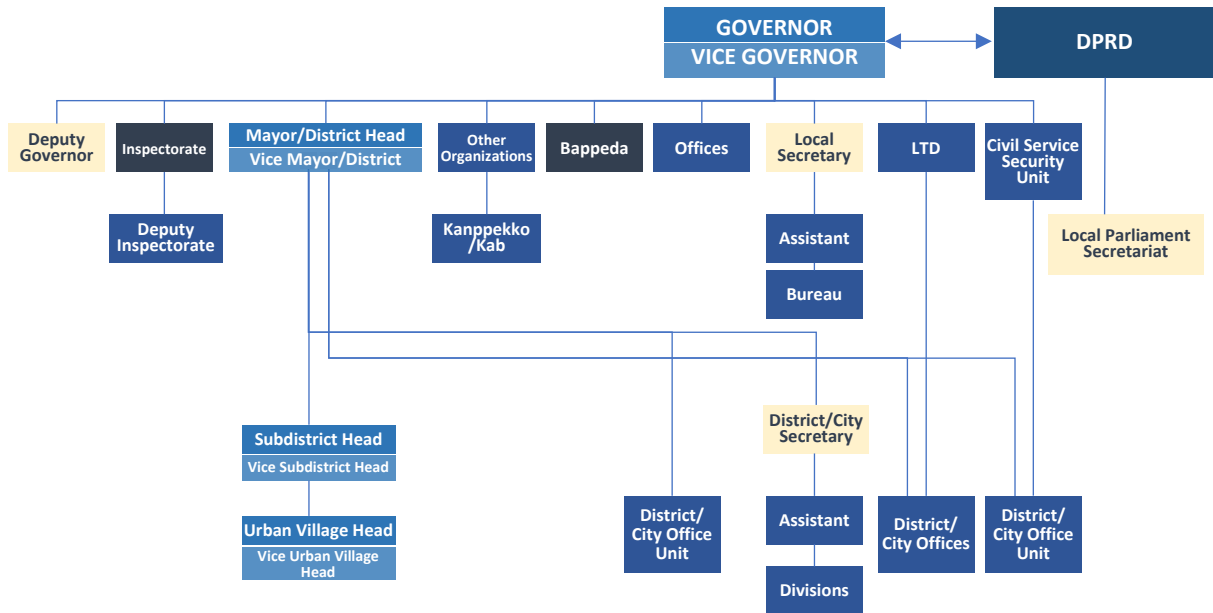
DKI Jakarta Province is divided into five Administrative Cities and one Administrative District: Central Jakarta Administrative City with an area of 47.90 km², North Jakarta with an area of 142.20 km², West Jakarta with an area of 126.15 km², South Jakarta with an area of 145.73 km², East Jakarta with an area of 187.73 km², and the Administrative District of Seribu Islands with an area of 11.81 km². A coast of 35 kilometers (km) runs through the northern part of Jakarta, which becomes the estuary for 13 rivers and 2 canals.

To facilitate coordination of government services to citizens, the administrative structure of DKI Jakarta is divided into administration units of subdistricts, urban villages, hamlets or community associations (RW), and neighborhood associations (RT). During 2020, there were 44 subdistricts, 267 urban villages, 2,741 RWs, 30,470 RTs, and 2,681 urban village community organizations (*lembaga musyawarah kelurahan*).

Based on Local Regulation Number 5 Year 2016 on the Establishment and Creation of Local Officials of DKI Jakarta Province, and Local Regulation Number 2 Year 2019 on the Amendment to Local Regulation Number 5 Year 2016, DKI Jakarta has 42 local officials and 3,826 local working units.

There are 59,651 civil service employees and 63,435 noncivil service employees working in DKI Jakarta Province.

Figure 1.2: Organizational Structure of the Provincial Government of DKI Jakarta



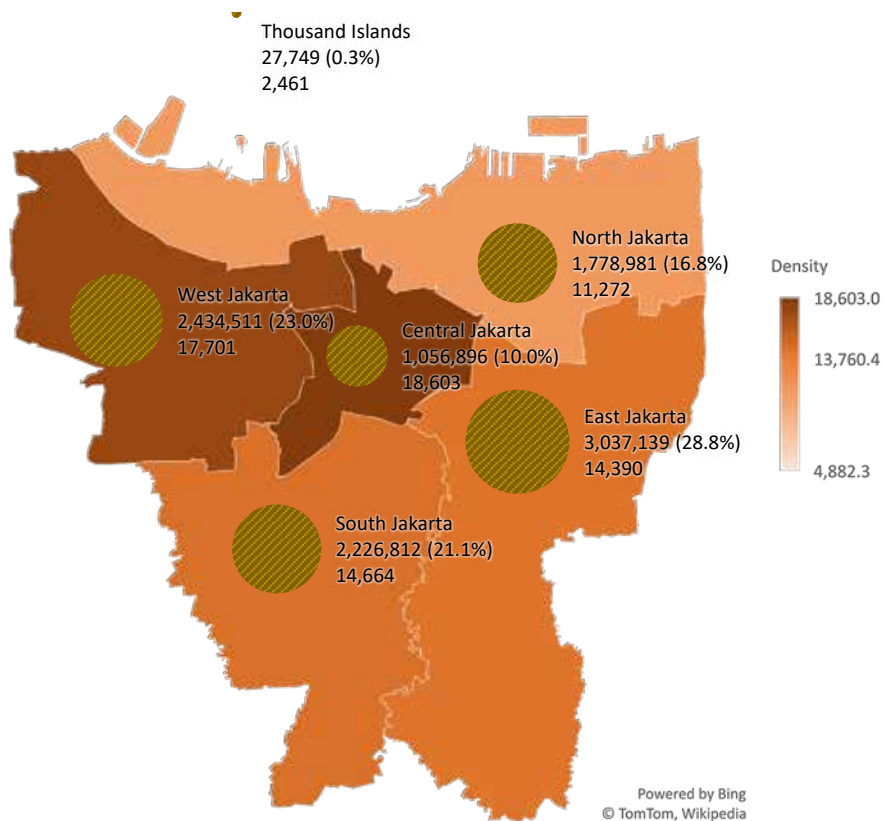
DPRD = *Dewan Perwakilan Rakyat Daerah* (Local Parliament), LTD = *Lembaga Teknis Daerah* (Local Technical Office).
 Source: Provincial Development Planning Agency (Bappeda).

Demographic Profile

The population of DKI Jakarta tends to increase from year to year. Based on DKI Jakarta in Numbers 2021 from the Central Statistics Agency (Biro Pusat Statistik [BPS]), the population in DKI Jakarta in 2020 reached 10,562,088 people. This number increased by 4,278 people from 10,557,810 in the previous year.

BPS also mentioned that the population of the Jakarta metropolitan area (Jabodetabek–Punjur) reached 28 million people. This number makes DKI Jakarta the largest metropolitan in Southeast Asia, even becoming a global hub and the second largest metropolitan city network after Tokyo, Japan.

Figure 1.3: DKI Jakarta Population Density Map

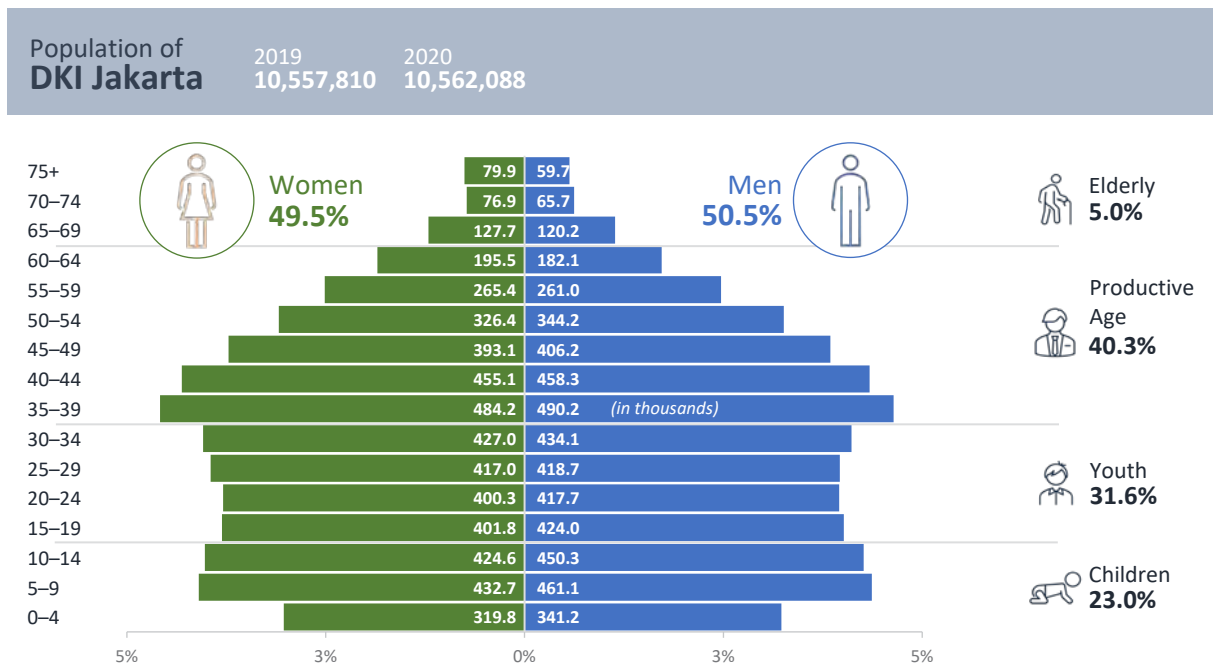


Source: Central Statistics Agency (BPS), DKI Jakarta.

Its population density in 2020 reached 14,555 people per km². Central Jakarta Administrative City is the densest area in DKI Jakarta, with 18,603 people per km². Meanwhile, the lowest density area is in Seribu Islands District, with 2,461 people per km².

By age, the highest contributor to DKI Jakarta’s population is those in the productive age. The population of DKI Jakarta aged 15–64 years is at 7.6 million people. Meanwhile, the age bracket with the lowest population is those 65 years and above, with around 530 thousand people.

Figure 1.4: Population Pyramid of DKI Jakarta



Source: DKI Jakarta in Numbers 2021.

Modern and Sustainable Public Transportation

Jakarta has modern and sustainable public transportation, which is integrated through the Jak Lingko system.

Jak Lingko is an integrated public transportation system that includes route integration, management integration, and payment integration. This integration does not only involve large, medium, and small buses at TransJakarta, but also railway-based transportation, such as Mass Rapid Transit (Moda Raya Terpadu or MRT) and Light Rail Transit (Lintas Raya Terpadu or LRT).

With JakLingko, people are encouraged to rationally use public transportation, because it is more affordable in terms of route, cost, and travel time compared to using private transportation.¹

Since 2018, the number of public transportation users in Jakarta has increased drastically, from an average of 350,000 per day to 1 million passengers per day in early 2020. After a more affordable tariff is put into place in March 2022, JakLingko projects an increase of the number of public transportation passengers of up to 340% over the next 8 years.

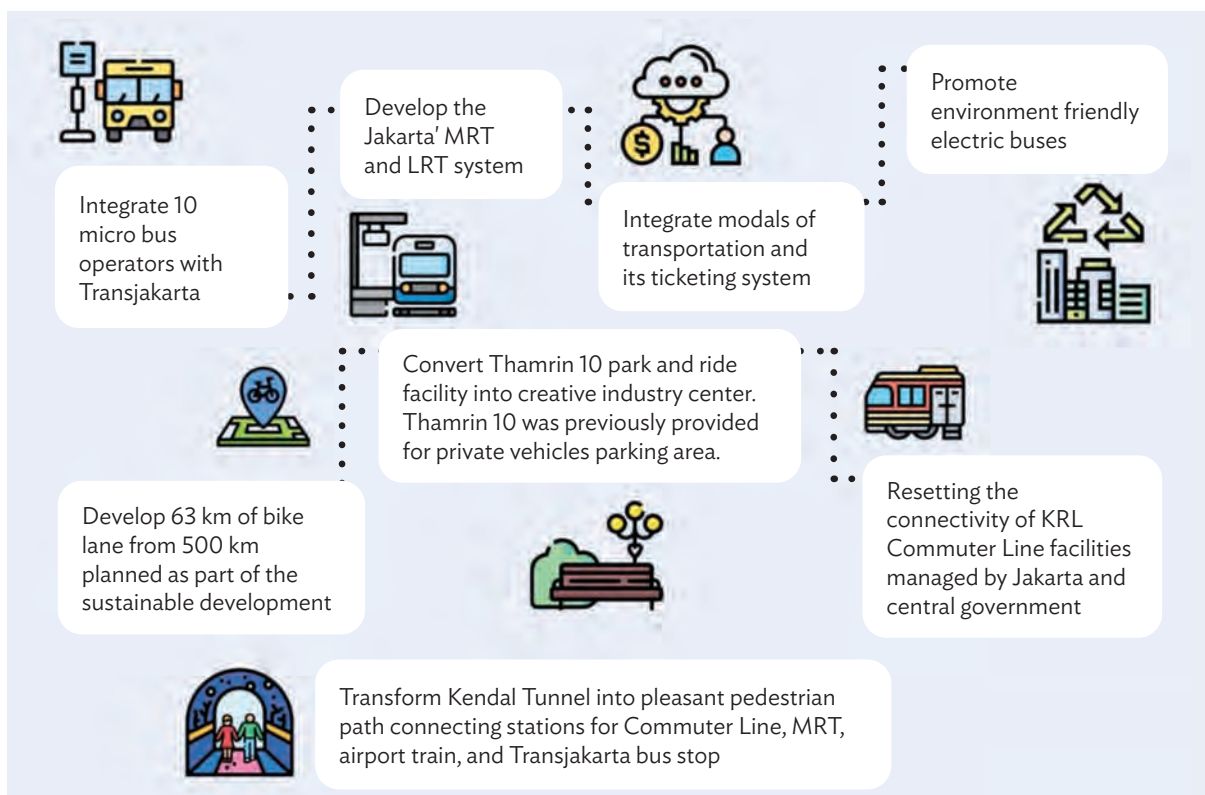
¹ Governor of DKI Jakarta, Anies Baswedan, speaking on the Inauguration of Jabodetabek Transportation Integration at Tebet Train Station, 29 September 2021.



In addition, the Provincial Government of DKI Jakarta has shifted the transportation policy paradigm from car-oriented to trans-oriented. To support this transit-based transportation policy, and as a commitment of its care for the environment, the provincial government developed special bicycle lanes, which extend about 98 km, crossing several important areas and roads in the capital.

By 2030, the Provincial Government of DKI Jakarta will build 500 km of bicycle lanes connecting Jakarta areas with its surrounding satellite cities.

Figure 1.5: Intermodal Transportation Integration in DKI Jakarta



KRL = Kereta Rel Listrik, LRT = light rapid transit, MRT = mass rapid transit.

Sources: Adapted from published materials in DKI Jakarta's social media channels.

The combination of safe and comfortable public facilities and integrated and environmentally friendly public transportation contributed to the decreasing traffic congestion in Jakarta. Based on the Traffic Index released by TomTom in 2017,² Jakarta was ranked the 4th most congested city in the world, then consistently went down to 7th (2018), 10th (2019), 31st (2020), and 46th (2021).

In accordance with the spirit and commitment of the New Urban Agenda,³ the integrated public transportation system is also part of the effort to ensure equal access to public spaces for all levels of society in the capital city. Pedestrians can walk safely and have an enjoyable walking experience, with widening sidewalks and some other corridors converted into vehicle-free day areas on weekends.

Figure 1.6: Communication Materials on Sustainable Transportation Updates Published by Jakarta through Various Social Media Channels



Sources: Published materials in DKI Jakarta’s social media channels.

Economic Growth and Local Budget and Expenses

The Local Regulation Draft (Rancangan Peraturan Daerah [Raperda]) on the Local Budget (Anggaran Pendapatan dan Belanja Daerah [APBD]) of DKI Jakarta Province in 2020 Fiscal Year set DKI Jakarta’s 2020 Local Budget at Rp63.23 trillion.

² TomTom. 2017. Jakarta Traffic Index. https://www.tomtom.com/en_gb/traffic-index/jakarta-traffic/.

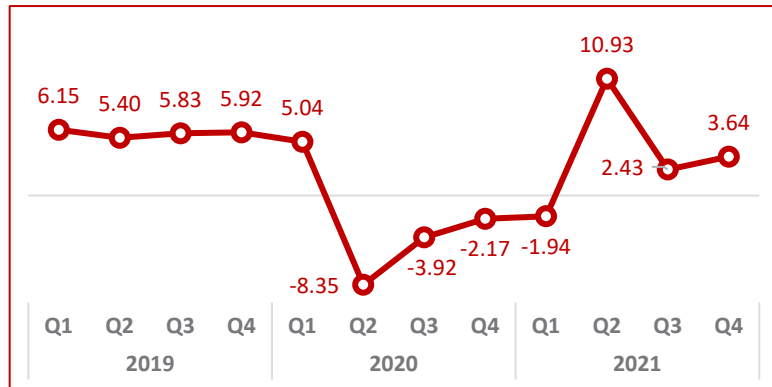
³ Indonesia Voluntary National Review Provisional Report for the Implementation of New Urban Agenda, 2021.

The 2020 APBD of DKI Jakarta Province was targeted to experience a surplus, because the revenue budget increase was higher than the expense budget increase. However, the COVID-19 pandemic that started at the beginning of 2020 forced the structure of the 2020 APBD to be adjusted several times, as a follow-up of the Joint Decree of the Minister of Home Affairs and Minister of Finance No. 119/2813/SJ and No. 177/KMK07/2020 on the Acceleration of the 2020 APBD Adjustment to Manage COVID-19 as well as Securing the Community's Purchasing Power and the National Economy.

Jakarta's economy during the second quarter of 2020 experienced a contraction of -8.35%, meanwhile it was -3.92% in the third quarter and -2.17% in the fourth quarter. The economic growth slowdown during this period was caused by the decrease of household consumption and investment.

Weak global demand also contributed to the economic slowdown due to negative export growth. Besides that, the community mobility restriction policies through the Large-Scale Social Distancing (PSBB), community activity restriction (PPKM), and work or school from home have impacted on the decline of people's income and purchasing power.

Figure 1.7: Economic Growth of DKI Jakarta during 2020–2021



Source: DKI Jakarta Economic Report, Bank Indonesia, February 2022.



Semanggi (cloverleaf) Interchange. It is a landmark and an important arterial road in the Golden Triangle of Jakarta—a business district—and connects different parts of the capital city.

The COVID-19 pandemic has significantly changed the macroeconomic assumption. The Provincial Government of DKI Jakarta has done special endeavors to handle COVID-19, including sustaining its budget allocation for health services and local public services agency (badan layanan umum daerah [BLUD]) for Health.

After 1 year of the COVID-19 pandemic, in 2021, DKI Jakarta's economy experienced positive growth again. BPS recorded that the economic growth of DKI Jakarta in the second quarter of 2021 soared by 10.93% year on year (YoY), by 2.43% in the third quarter, and 3.64% in the fourth quarter of 2021.

The 2021 positive growth was driven by the Eid Al-Fitr celebration and people's increased income due to the Holiday Benefit (THR) and 13th salary, which stimulated the aggregate demand, and by the vehicle tax (pajak penjualan barang mewah [PPnBM]) relaxation policy, in effect since March 2021.

Another indicator contributing to DKI Jakarta's economic growth in 2021 was the revival of some sectors, including the accommodation business, food and beverages, trade and industry, and transportation and warehousing industry. All this was coupled with the increase in exports in 2021, reaching \$11.228 billion, compared to \$9.872 billion in the previous year.

Jakarta's Agenda for Handling COVID-19 Pandemic and Achieving Sustainable Development

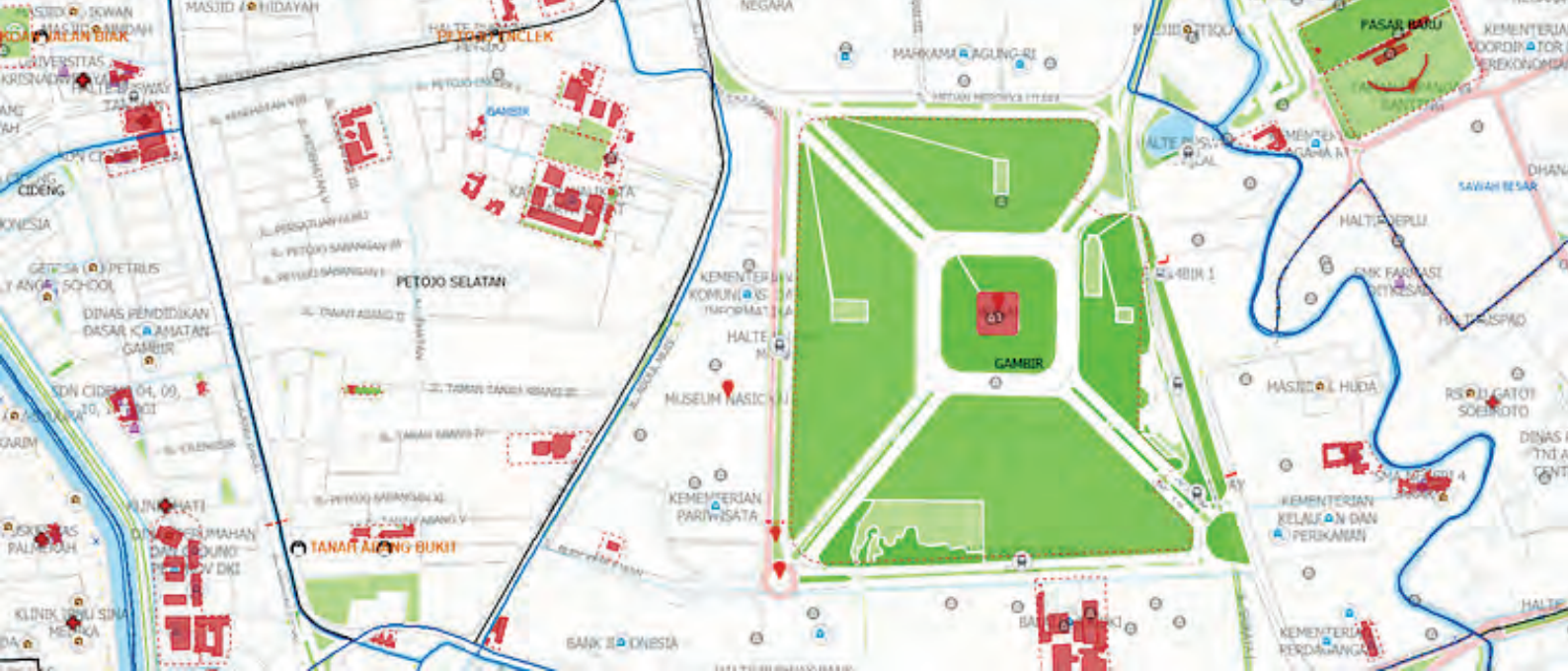
The Provincial Government of DKI Jakarta is committed to building a city with a sustainable development paradigm. This commitment is not only explicitly stated in the government's mission as a whole and is embedded in strategic issues, but also stipulated in the Governor Regulation No. 156 Year 2018 on the Local Action Plan regarding Sustainable Development Goals 2017–2022.

This action plan serves a guide for the Provincial Government of DKI Jakarta and all stakeholders in the effort to accelerate SDG achievements.

The COVID-19 pandemic, which hit the world in early 2020, has impacted the achievements of all SDG developmental pillars in DKI Jakarta Province.

To address these challenges, the Provincial Government of DKI Jakarta has taken various policies and strategic measures oriented toward people's safety, starting from restricting people's mobility and activities, refocusing development programs and reallocating budget, to optimizing various programs and activities of provincial government line agencies.

It also carried out several innovations to handle the COVID-19 pandemic and to accelerate SDG achievements. For example, facilitating a Large-Scale Social Collaboration (KSBB) to match various resource owners with the people's needs, expanding and reforming social assistance stimulus, providing economic incentives for the real sector, empowering SMEs, and collecting data, as well as providing online services to the people.



Jakarta Smart City

One of the local public service agencies (BLUDs) under the Communication, Informatics, and Statistics Office of the Provincial Government of DKI Jakarta, Jakarta Smart City (JSC)⁴ was established to optimize public service through technology.

JSC adopts the concept of smart city by implementing six indicators:

- Smart Governance
- Smart Economy
- Smart Environment
- Smart People
- Smart Mobility
- Smart Living

JSC products:

JSC Portal

Access 7,717 closed-circuit televisions (CCTVs) available across Jakarta through the JSC Portal at smartcity.jakarta.go.id. This security facility enables citizens and law enforcement officers to monitor the security of Jakarta and the city situation online. Besides access to CCTV, the JSC portal provides other informative maps, such as location of parks in Jakarta, hospitals, and so on. This portal also includes various blog articles containing the latest information on JSC.



⁴ Primary source of data, information, and visualization: <https://smartcity.jakarta.go.id/new/>.

Cepat Respon Masyarakat

JSC also develops a report integration system from the official complaint channel of the DKI Provincial Government. Integration through Cepat Respon Masyarakat or Community Quick Response (CRM) enables each local government organization (organisasi perangkat daerah [OPD]) to follow up people's reports in a quick and appropriate manner.



JAKI

Jakarta Kini (JAKI) or Jakarta Now is an application to develop Jakarta Smart City as the official information center for OPDs and regional-owned enterprises (badan usaha milik daerah [BUMDs]) of the DKI Provincial Government. JAKI also serves as the integrated center of all public service, so the public only needs one application to access all services in Jakarta. Currently, JAKI has several great features: JakWarta, JakRespons, JakPangan, JakSiapa, JakWifi, JakLapor, JakSurvei, JakPantau, and others.



Jakarta—City of Collaboration

To realize a Jakarta that is developed with happy citizens, the DKI Jakarta Provincial Government initiated a collaboration and creation movement by involving people from all layers of the community. Jakarta is expected to become a City 4.0, where the government plays a role as platform provider and its citizens as co-creators, and can create an idea sharing culture and supportive ecosystem between the government and its people.⁵



The Jakarta collaboration and creation movement, called +Jakarta (Plus Jakarta), is conceived as a mobilizing platform to achieve collaboration among elements of the community, ranging from artists, startups, SMEs, humanitarian organizations, housewives, to students and communities at large. The Plus Jakarta platform facilitates various information, ideas, and roles to collaborate to achieve the city's goals. There are six collaboration categories in Plus Jakarta: Environmental Resilience, Future of Work, Urban Regeneration, Innovation and Technology, Equality and Empowerment, and Art and Culture.

DKI Jakarta was awarded the **TOP Digital Awards 2020** for the **Top Digital Implementation 2020** category at Provincial Government Level 5 Stars, **Top Digital Transformation Readiness 2020**, and **Top Leader on Digital Implementation 2020**

⁵ Primary source of data, information, and visualization: <https://smartcity.jakarta.go.id/new/kolaborasi>.

Several Collaboration Products and Services

Komunitas +Jakarta

Jakarta has collaborated with various communities to create a city that is suitable to its people's needs, such as making signage and wayfinding signs in several Transjakarta bus stops since August 2019.

Start-up +Jakarta

The DKI Jakarta Provincial Government, through JSC, has collaborated with digital startup companies to jointly solve a number of issues in Jakarta, including:

- (i) promoting the development of smart economy by promoting micro, small, and medium-sized enterprises (MSMEs) in the digital domain, and
- (ii) using artificial intelligence in license plate recognition to help recognize and read vehicle license plates to implement electronic ticketing or e-tilang.

Technology Collaboration during the COVID-19 Pandemic

During the COVID-19 pandemic, the DKI Jakarta Provincial Government collaborates with various startup companies, such as:

- (i) **Jakarta Aman** to respond to people's emergency call by providing a panic button and emergency report and adding a reporting feature for people exposed to COVID-19.
- (ii) **Sekolah.mu** (<http://www.sekolah.mu>) to support online learning activities and provide digital learning materials that can be accessed for free by teachers and students.
- (iii) **Monitoring system with artificial intelligence**, by developing public monitoring features such as Public Mobility Monitoring (detecting and calculating the density of people and vehicle to measure people's mobility); Social Distance Monitoring (monitoring and giving automatic warning when the distance between one person and another is less than one meter); and Face Mask Monitoring (monitoring and giving automatic warning when there are people not wearing masks in a public space).



Lembaga Kemanusiaan +Jakarta

Through the local disaster management agency (Badan Penanggulangan Bencana Daerah [BPBD]) as the disaster command center in Jakarta, coordinating with the Social Affairs Office, Fire and Rescue Office, Manpower and Transmigration Office, Civil Service Security Unit (Satuan Polisi Pamong Praja [Satpol PP]), and JSC, the Provincial Government of DKI Jakarta engages humanitarian agencies to handle disasters, such as floods.

The collaboration of humanitarian agencies can be realized by verifying disaster ridden areas so that the distribution of assistance can be optimized, opening command posts and public kitchen, and distributing assistance.

Warga +Jakarta

When the COVID-19 pandemic hit, Jakarta provided an online donation forum, Large-Scale Social Collaboration or KSBB, via food assistance, SMEs, education, and others. KSBB was aimed at assisting the less fortunate people who were impacted by the COVID-19 pandemic. All aid came from other members of the community, who voluntarily provided donation, then distributed to the intended foundations or communities, such as priority community associations (RWs), Islamic boarding schools, orphanages, nursing homes, disability homes, and other priority locations.

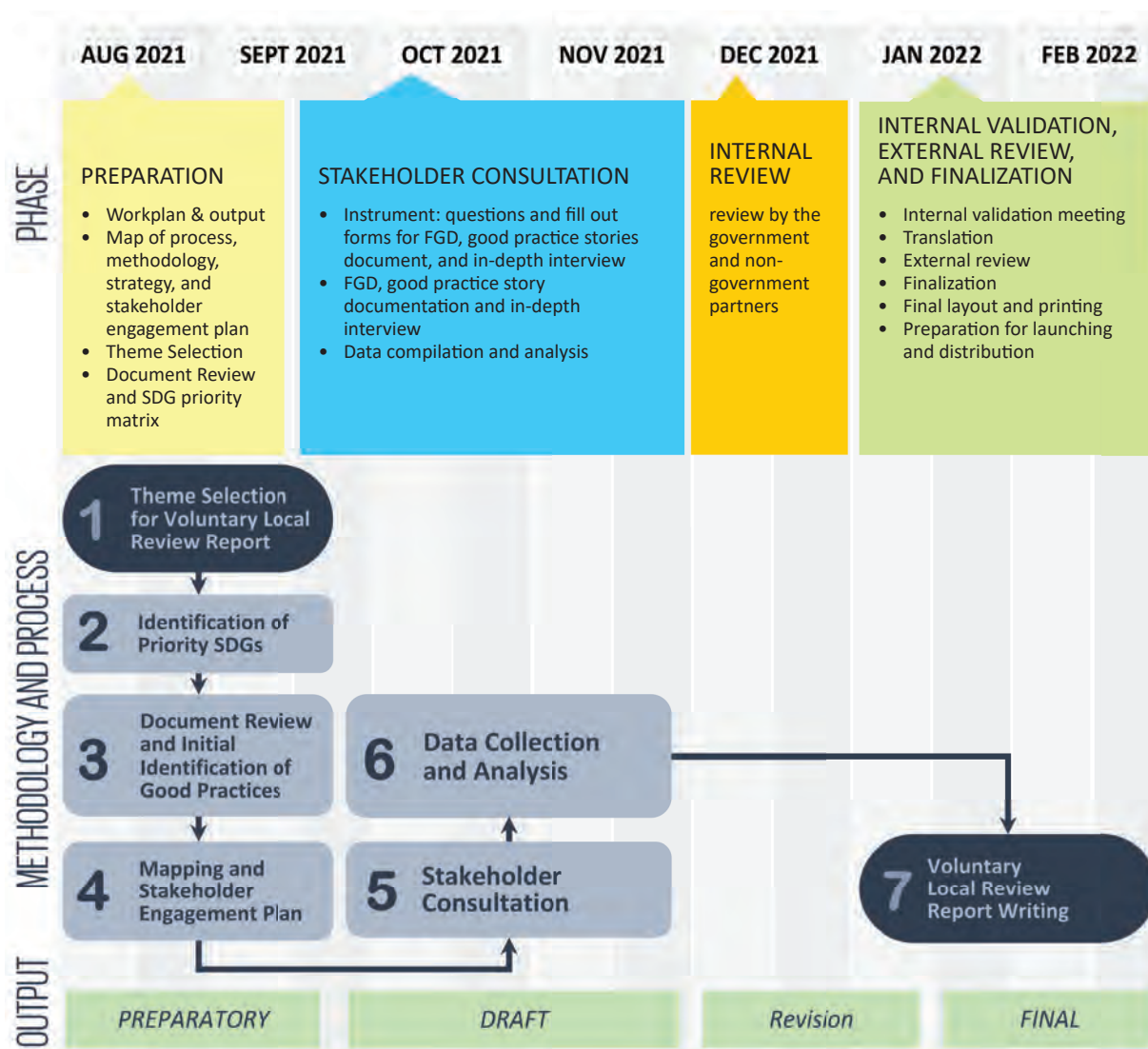
People with companies could provide large-scale assistance, while individuals who want to donate what they can are able to distribute donations through aggregator partners, who will then collect and distribute the donations.

2. METHODOLOGY AND PROCESS

The VLR of DKI Jakarta was prepared by employing the principles of inclusiveness, transparency, and collaboration, as well as using a combination of quantitative and qualitative approaches in collecting and analyzing primary and secondary data.

The methodology and process, along with the phases and timeline of VLR, are illustrated in Figure 2.1, followed by a short description.

Figure 2.1: Methodology and Process, Phases and Timeline of the DKI Jakarta Voluntary Local Review



FGD = focus group discussion, SDG = Sustainable Development Goal, VLR = voluntary local review.
 Source: Inception Report, DKI Jakarta Sustainable Development Goal (SDG) Voluntary Local Review (VLR) 2021

Voluntary Local Review Theme Selection

This VLR process began by identifying and selecting a theme through internal consultations and discussions within the Provincial Government of DKI Jakarta. A theme for the VLR report would enable the Provincial Government of DKI Jakarta to effectively centralize key issues and achievements of the global agenda and to build a pathway linking the capital city's priorities and strategies to the national, regional, and global agenda. The theme could also help spark attention and public discussion, and as such, the VLR report would have more occasion to foster awareness, exert influence, and have a wide impact.

Upon a series of internal discussions, the Provincial Government of DKI Jakarta, represented by BAPPEDA and the DKI Jakarta SDGs Secretariat, decided to choose the 2021 VLR theme: **Jakarta Collaboration in Handling the COVID-19 Pandemic: Rise toward a Resilient Jakarta**, on the grounds that it:

- (i) reflects the city's main development strategies and priority sectors, especially during the COVID-19 pandemic;
- (ii) constitutes part of the city's local innovations and good practices, with potentially meaningful impact;
- (iii) is backed up by the availability of sufficient data and information, including that on community initiatives in handling the COVID-19 pandemic and their impact;
- (iv) demonstrates the city government's commitment to the principles of inclusivity, transparency, and collaboration in addressing development issues;
- (v) has great potential for sustainability and replication beyond the COVID-19 pandemic and in other cities or regions;
- (vi) is sufficiently robust to help formulate sound policy recommendations to deal with development issues of provincial and national interests; and
- (vii) cuts across many development areas and SDGs, with the involvement of multiple stakeholders, both the Provincial Government of DKI Jakarta and nongovernment parties.

Identification of Priority Sustainable Development Goals

Identifying priority SDGs, being the focus of the 2021 DKI Jakarta VLR, was undertaken through document reviews and internal consultations between the DKI Jakarta Provincial Government, SDGs Secretariat, and United Cities and Local Governments Asia-Pacific (UCLG ASPAC).

In this identification process, each SDG was mapped on its relevance to DKI Jakarta's development conditions, particularly during the COVID-19 pandemic. In addition, the link between SDG targets and indicators with strategic and crucial issues was examined: issues that have become the focus of accelerated actions in the remaining 2 years of the implementation of the Regional Midterm Development Plan (RPJMD) of DKI Jakarta, until October 2022.

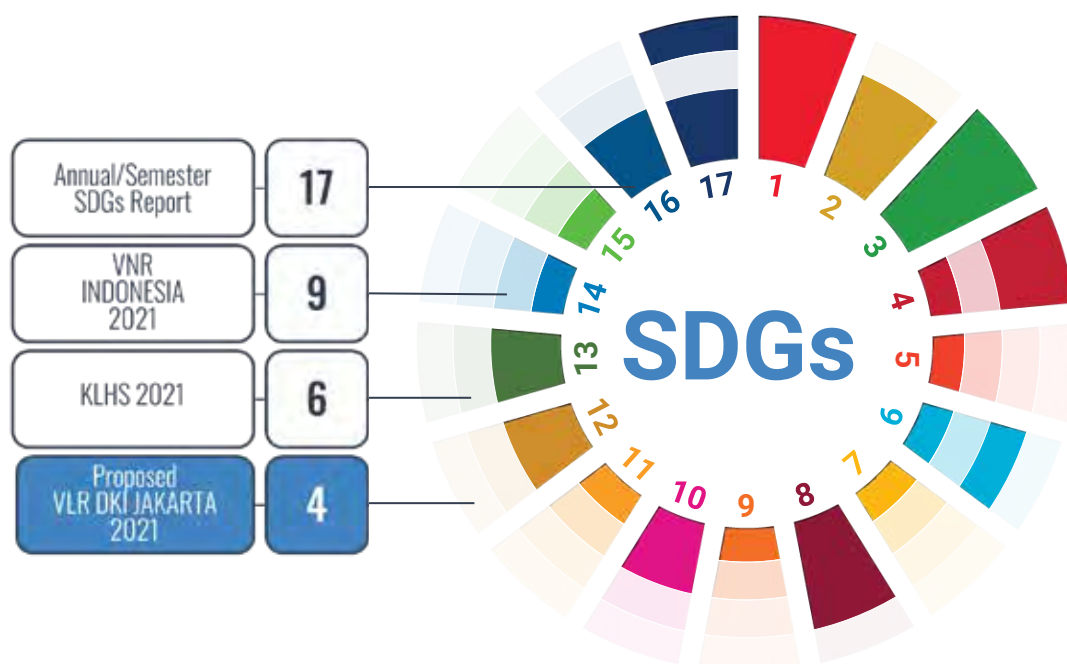
The priority SDG analysis results in the 2021 DKI Jakarta's Strategic Environment Assessment (KLHS) and the focus of Indonesia's 2021 Voluntary National Review (VNR) were also taken into consideration in the Priority SDG identification process.

The analysis of DKI Jakarta's SDG indicator achievements shows that four SDGs with the most underwhelming indicator performance in 2020, deteriorated compared to the previous year's conditions. The target and indicators in these four priority SDGs also form parts of the crucial RPJMD issues to be addressed by the DKI Jakarta Provincial Government by involving nongovernment partners.

These four priority SDGs are:

1. SDG 1: No Poverty, with 5 targets and 25 indicators;
2. SDG 3: Good Health and Well-Being, with 11 targets and 34 indicators;
3. SDG 4: Quality Education, with 7 targets and 14 indicators; and
4. SDG 17: Partnership for the Goals, with 7 targets and 14 indicators.

Figure 2.2: Intersection between DKI Jakarta 2021 Voluntary Local Review’s Priority Sustainable Development Goals and Indonesia 2021 Voluntary National Review’s Priority Sustainable Development Goals and the Updated Strategic Environmental Assessment, 2017–2022



KLHS = Strategic Environmental Assessment, SDG = Sustainable Development Goal, VLR = voluntary local review.
 Sources: DKI Jakarta’s SDG Progress Reports 2019 and 2020, DKI Jakarta’s SDG Monitoring Report - Semester 1 2021, Indonesia Voluntary National Report 2021, the Updated Strategic Environmental Assessment 2021, and DKI Jakarta 2021 Voluntary Local Review’s Priority Sustainable Development Goals. Data processed.

A more detailed data and information on each priority SDG and targets, as well as indicators were collected and analyzed in depth by carrying out further document study and wider stakeholder consultations, both with the Provincial Government of DKI Jakarta and nongovernment parties.

Document Review and Initial Identification of Good Practices

An in-depth document study was conducted to collect data and secondary information, both quantitative and qualitative, on a variety of SDG issues, ranging from priorities, progress, policies, strategies, budgetary allocations, institutional frameworks, and actors involved, to innovations and good practices both by the government and nongovernment parties, as well as gaps and challenges in the capital city’s SDG implementation. The multiple relevant documents for review were mostly obtained online (through the relevant organizations’ websites), including among others:

- (i) Presidential Regulation No. 59 Year 2017 and Regulation of the Minister of National Development Planning (PPN)/Head of National Development Planning Agency (Bappenas)

- No. 7 Year 2018 as the implementation guidance on SDGs for local governments to accelerate the attainment of the global goals;
- (ii) Regulation of the Governor of DKI Jakarta No. 156/2018 on the SDG Local Action Plan (RAD) 2017–2022, and Decree of the Governor of DKI Jakarta No. 1920/2018 on the Coordination Team for the implementation of SDGs 2018–2022;
 - (iii) Indonesia’s SDG Roadmap toward 2030, National Action Plan 2017–2019, and DKI Jakarta Local Action Plan 2017–2022;
 - (iv) DKI Jakarta SDG Progress Reports 2019 and 2020, DKI Jakarta SDG Six Monthly Monitoring Reports 2020, and DKI Jakarta SDG Monitoring Report for Semester 1 of 2021;
 - (v) Technical Guideline for SDG Action Plan, and Technical Guideline for Monitoring and Evaluating SDG Implementation 2020;
 - (vi) Sustainable Development Report 2021: The Decade of Action for Sustainable Development Goals, with a special reference to Indonesia’s Country Profile Indonesia’s 2019 SDG Progress Report, and Indonesia’s 2021 VNR Report Book;
 - (vii) Indonesia’s 2021 Voluntary Sub-National Review (VSR) by Asosiasi Pemerintah Kota Seluruh Indonesia (APEKSI), Asosiasi Pemerintah Provinsi Seluruh Indonesia (APPSI), Asosiasi DPRD Kota Seluruh Indonesia (ADEKSI), with the support by UCLG ASPAC and UCLG;
 - (viii) Global Guiding Elements for VLR Preparation by UN-DESA, and Guidelines for Voluntary Local Reviews: Comparative Analysis of Existing VLRs 2020 by UCLG and UN-Habitat;
 - (ix) DKI Jakarta midterm and annual plan, sector plans, and budget documents;
 - (x) Strategic Environmental Assessment (KLHS) of DKI Jakarta 2021;
 - (xi) Indicator metadata for four SDG pillars (social development, economic development, environmental development, and legal development and governance);
 - (xii) Metadata Pocket Book for SDGs by Bappenas/National SDGs Secretariat;
 - (xiii) Statistics by Indonesia Central Bureau of Statistics, and other data from various sources, including national and subnational line agencies;
 - (xiv) Reports and other forms of publication on SDG local actions and good practices by both the government and nongovernment actors;
 - (xv) Voluntary Local Review (VLR) reports by local authorities in other countries available on the websites of UNDESA and UCLG ADB publications in 2021, including: *Annual Evaluation Review: Supporting the Sustainable Development Goals, Report on Responding to the COVID-19 Pandemic: Leaving No Country Behind, and Practical Guidebook on Data Disaggregation for the Sustainable Development Goals*; and
 - (xvi) Other relevant documents and publications, including proceedings of meetings, seminars and conferences; press releases; opinion editorial articles; research reports by university SDG centers or hubs; factsheets; and policy briefs and policy papers.

Stakeholder Engagement Mapping and Strategy

Mapping stakeholders and the strategy to engage them in this VLR process conform to the SDGs which are multidimensional, multistakeholder, and multilevel approach in nature. Hence, the process of formulating the DKI Jakarta’s 2021 VLR rested on the engagement of various stakeholders, both within and outside the government, at the national and local level, by using the SDG four participation platforms. These include governments, civil society organizations (CSOs) and media, philanthropic organizations and business actors, as well as academicians and experts.

Stakeholders engaged in the VLR preparation were selected from the DKI Jakarta Provincial Coordination Team for SDGs Implementation, particularly those actively involved in the consultation

process for DKI Jakarta’s SDG annual and bi-annual reporting. Members of the Coordination Team representing multiple state and nonstate actors are classified into four Working Groups (WGs), in accordance with four pillars of SDGs, and Sub-Working Group (SWG) for each goal.

1. Working Group for Social Development Pillar, covering goals 1, 2, 3, 4, and 5.
2. Working Group for Economic Development Pillar, covering goals 7, 8, 9, 10, and 17.
3. Working Group for Environmental Development Pillar, covering goals 6, 11, 12, 13, 14, and 15.
4. Working Group for Law and Governance Development Pillar, covering goal 16.

Figure 2.3: Participation in the 2021 DKI Jakarta Voluntary Local Review Stakeholder Consultation



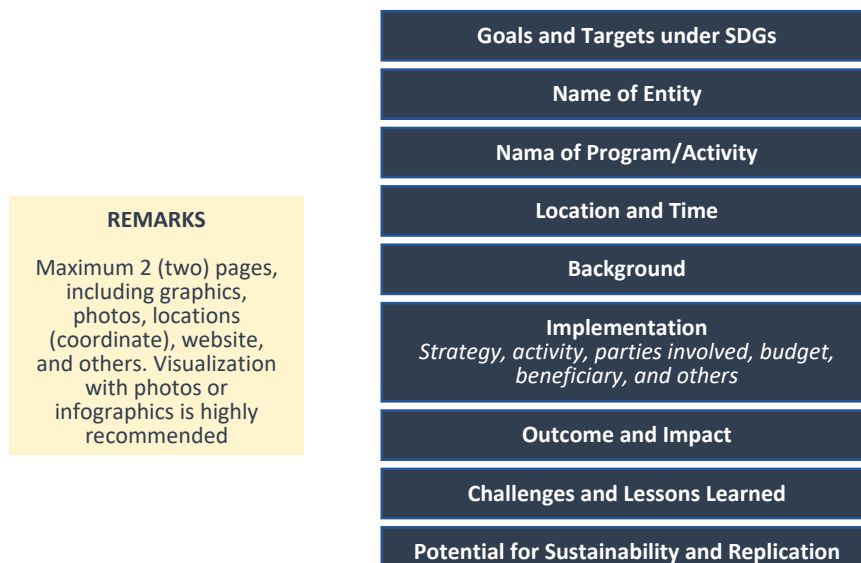
The VLR preparation process also involved representatives from Indonesia’s SDGs National Secretariat; Bappenas, and the Ministry of Home Affairs; United Nations (UN) agencies in Indonesia, such as UNDP, UNICEF, UNESCO; ILO; the Indonesian Provincial Government Association (APPSI); and other relevant entities.

Source: List of Participants of the 2021 DKI Jakarta Voluntary Local Review.

Implementation of Stakeholder Consultation

Stakeholder consultations were carried out by combining three techniques: focus group discussion (FGD), documentation of good practice stories, and in-depth interview.

Figure 2.4: Structure of Good Practice Stories Document



SDG = Sustainable Development Goal.

Source: Adapted from Voluntary National Review (VNR) Indonesia 2021.

Focus Group Discussion

The FGD activity aimed to discuss strategic and specific issues regarding SDG implementation, especially identifying good practices on priority SDGs in DKI Jakarta in the framework of Jakarta City of Collaboration or Jakarta Kolaborasi.

The FGD was held virtually for 2 days on 14 and 15 October 2021. The first day of the FGD was attended by 60 participants representing 31 entities of the DKI Jakarta Provincial Government, and the second day was attended by 26 people, representing 18 organizations from outside the government.

From this FGD, a number of SDG good practices carried out by institutions within the DKI Jakarta Provincial Government and nongovernment parties was identified.

Documentation of Good Practice Stories

Based on the identification of good practices in the FGD, stakeholders wrote, in full, one good practice story deemed the most transformative, especially related to the DKI Jakarta's four priority SDGs, which was implemented on the Jakarta Kolaborasi platform, with a standardized structure and format.

Selection of SDG Good Practice Stories

From these good practice story documents, two of the most relevant to the priority SDG analysis in the framework of Jakarta Kolaborasi were selected, one each from the government and nongovernment. The selection process considered the completeness of data and information according to the standardized structure and format, based on several criteria adapted from Indonesia's 2021 VNR Report: reflecting innovation, demonstrating the potential for sustainability and replication post-COVID-19; promoting local wisdom, reflecting social diversity, targeting vulnerable groups, and encouraging societal movement and volunteerism.

In-Depth Interview

This activity was done with parties having specific, yet comprehensive knowledge and information on certain issues, especially SDG good practice stories in need of further data and information.

Some of the interviewees were representatives from:

DKI Jakarta Provincial Government and Regional Owned Enterprise (BUMD)

- (i) Economic Bureau of Regional Secretariat
- (ii) Social Affairs Office
- (iii) Health Office
- (iv) Education Office
- (v) Empowerment, Child Protection, and Population Control Office
- (vi) Industry, Trade, Cooperative, Small Medium Enterprise Office
- (vii) PT Food Station Tjipinang Jaya

Nongovernment Partners

- (i) BAZNAS (BAZIS)
- (ii) Café Difabis
- (iii) Rumah Zakat
- (iv) Buddha Tzu Chi Foundation
- (v) Tunas Muda Care
- (vi) Wiranesia Foundation

- (vii) Teachers Association (PGRI) of DKI Jakarta Province
- (viii) Sekolah Perempuan (Women Schools)

Data Collection and Analysis

Based on the document review and stakeholder consultations, compiled data and information were categorized according to each priority SDG. Subsequently, using content and contextual analyses, data and information was examined to reveal issues around the VLR theme and its transversal links to SDGs. The review focused on the city's priority SDGs, while addressing other goals through a lighter analysis.

Generally, issues that become the VLR's focus of analysis include:

- (i) policies, strategies, plans, and budget allocations of the DKI Jakarta Provincial Government to accelerate the SDG achievement;
- (ii) trends, successes, challenges, emerging issues, and lessons-learned, as well measures taken to address existing gaps and challenges;
- (iii) SDG initiatives or good practices carried out by the DKI Jakarta Provincial Government and nongovernment elements;
- (iv) strategies and innovations to ensure transparency and multistakeholder engagement in achieving SDGs;
- (v) integration of human rights, nondiscriminatory principles, and gender equality into SDG policies, strategies, plans, programs, and initiatives; and
- (vi) translating the principle of No One Left Behind into actions and practices—how those considered furthest behind are identified in policy formulation and supported with real actions.

Writing the Voluntary Local Review Report

The VLR report writing was guided by the results of analysis, involving two phases:

- (i) Internal Review and Validation Stage, to obtain comments and inputs from the Provincial Government of DKI Jakarta and selected nongovernment stakeholders, including ADB and UCLG-ASPAC, that supported the implementation of the 2021 DKI Jakarta VLR. The validation stage was conducted through validation meetings, inviting with representatives of the Provincial Government of DKI Jakarta and nongovernment partners; and
- (ii) External Review and Finalization Stage, by sharing an English version of the revised report draft with selected external reviewers (including ADB's peer reviewers, as well as experts from ADB and UCLG ASPAC networks) to provide comments and suggestions for the report improvement.

The finalization of the VLR report incorporated feedback and suggestions from stages 1 and 2.

Limitations in the Voluntary Local Review Implementation

In the VLR process, there were a number of challenges and limitations in both implementation and report preparation.

With restrictions on activities and movement of people during the COVID-19 pandemic, a series of public meetings and consultations could only be carried out online or through virtual platforms. Interactive discussions and active participation of stakeholders in public consultations were not optimal due to the sometimes-unstable condition of the internet network experienced by a number of participants and resource persons. Access to primary data and information, especially related to innovation or good practices of SDGs from various stakeholders was also limited. In this case, direct field observation on the SDG good practices could not be carried out.

The challenges in implementing the VLR due to the COVID-19 pandemic were coupled with the limited duration or timeline—only a few months—available in the implementation of this VLR and the preparation of the report document. Meanwhile, the VLR requires a series of intensive and extensive consultations with different stakeholders at the regional and national levels; comprehensive and in-depth data collection, validation and analysis; identification, selection, documentation and field verification of various good practice stories related to SDGs; and other activities in the process of writing and finalizing the VLR report. To carry out such a long series of activities in a quality manner would take around 10 to 12 months.

Another challenge was that data of a number of targets and indicators were incomplete or not available. In many cases, data on achievement of indicators could not be identified because indicators have discontinued status by BPS, and data were not available up to district and city and provincial scales. In addition, there were inconsistencies in some of the data available in different documents or in different parts of the same document. As a result, the process of mapping and analyzing the condition of SDG achievements could not be carried out thoroughly, subsequently affecting the formulation of strategic measures to accelerate the SDG attainment.

3. SUSTAINABLE DEVELOPMENT GOAL POLICY AND ENABLING ENVIRONMENT

Alignment of Sustainable Development Goals with Policy Framework at the National and Local Levels

The commitment of the Government of Indonesia to adopt and implement SDGs is enshrined in the Presidential Regulation (Peraturan Presiden [Perpres]) No. 59 Year 2017 on the Implementation to Achieve Sustainable Development Goals. This Perpres establishes the National Coordination Team, chaired by the President of the Republic of Indonesia, with the Minister of PPN and Head of Bappenas being the implementing coordinator, supported by the Expert Team, National Secretariat, and Working Groups.

At the implementation domain, Perpres Number 59 Year 2017 includes the National Action Plan (Rencana Aksi Nasional [RAN]) on SDGs, then integrated into the National Midterm Development Plan (Rencana Pembangunan Jangka Menengah Nasional [RPJMN]) for 5 years. Currently, 124 targets and 319 indicators from the 17 SDGs provided in the SDGs RAN 2020–2024 have been mainstreamed into the RPJMN 2020–2024.

To support the SDG integration process into the annual and 5 years planning document, the Government of Indonesia has updated the SDGs Metadata according to four development pillars: Social Development Pillar, Economic Development Pillar, Environment Development Pillar, and Legal Development and Governance Pillar.

In addition, in 2019, the government published an SDGs Road Map containing the existing condition and projected scenarios for selected indicators, policy directions for every indicator or goal, goal interlinkages, and the financing need for attaining SDGs.

As a derivative from the integration of SDGs into the RPJMN, programs and activities related to SDGs, along with the annual budget, are stipulated in the Government Work Plan (RKP) and the National Budget Plan (Rencana Anggaran Pendapatan dan Belanja Negara [RAPBN]).

In accordance with the mandate of Perpres No. 59 Year 2017, the DKI Jakarta Province has its own SDG Local Action Plan (RAD) of 2017–2022, established with a Governor Regulation Number 156 Year 2018. The development of this RAD document was supported by the central government

Figure 3.1: Indicator Metadata and Indonesia Sustainable Development Goal Road Map

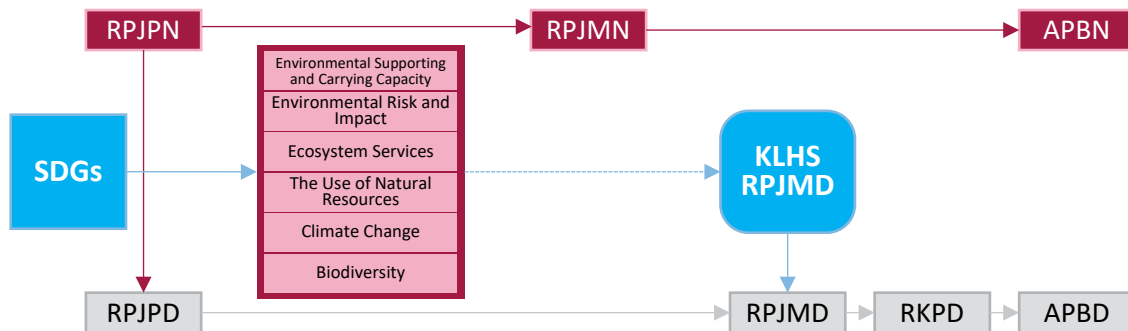


Source: Indonesian National Development Planning Ministry.

through Bappenas and the Ministry of Home Affairs (Kemendagri) and involved all elements in the government and nongovernment parties.

Through a series of consultation process with all parties, the DKI Jakarta Provincial Government adapted and adopted 102 SDG targets and 253 SDG indicators (from 319 national indicators and 247 global indicators) corresponding to the condition of DKI Jakarta. Subsequently, these targets and indicators were aligned with the RPJMD 2017–2022, while SDG-related programs and activities were reflected in the Local Government Work Plan (RKPD) and Local Budget (APBD) of DKI Jakarta Province.

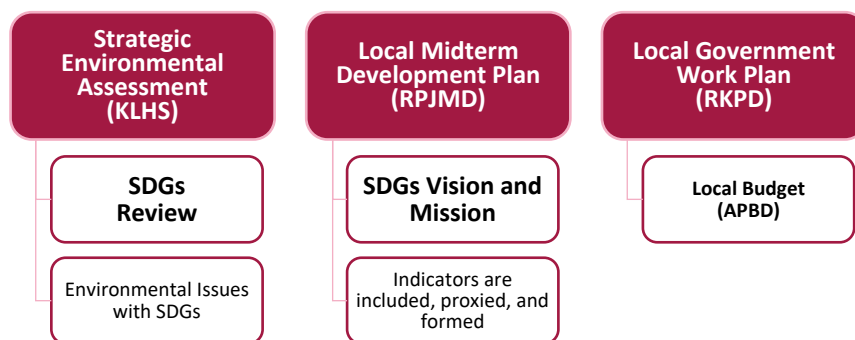
Figure 3.2: Sustainable Development Goal Integration into the Development Planning Process in DKI Jakarta



APBD = Local Budget, KLHS = Strategic Environmental Assessment, RKPD = Local Government Work Plan, RPJMD = Midterm Development Plan, RPJMN = National Midterm Development Plan, SDG = Sustainable Development Goal.

Source: Minister of Home Affairs Regulation No. 7 2018.

Figure 3.3: Inclusion of Sustainable Development Goals in Strategic Environmental Assessment, Midterm Development Work Plan, and Local Government Work Plan at the Local Level



SDG = Sustainable Development Goal.

Source: Minister of Home Affairs Regulation No. 7 2018.

The process of formulating SDG achievement scenarios and their integration into the RPJMD and its implementing documents refers to the Strategic Environmental Assessment (KLHS), in accordance with the Regulation of the Minister of Home Affairs (Peraturan Menteri Dalam Negeri [Permendagri]) No. 7 Year 2018 on implementing KLHS in the formulation of development plans.

The KLHS contains systematic, comprehensive, and participative analysis that ensures the mainstreaming of sustainable development principles into local development (Kemendagri, 2018). In developing the KLHS report, regions are obligated to conduct identification, data collection, and data analysis related to the environmental condition and achievements of relevant SDG indicators.

The 2021 DKI Jakarta’s Strategic Environmental Assessment (KLHS) was conducted from mid to late 2020, along with the formulation of an initial draft of the RPJMD amendment. The KLHS contains a comprehensive view on SDG achievements and the environmental condition of DKI Jakarta Province in accordance with the latest data availability, and provides recommendations on policies, plans, and/or programs in the RPJMD Amendment.

Figure 3.4: Alignment of the National Midterm Development Plan (RPJMN) Mission and Agenda, Primary and Strategic Development Issues of DKI Jakarta with Sustainable Development Goals



RPJMD = Midterm Development Plan, RPJMN = National Midterm Development Plan, SDG = Sustainable Development Goal.

Sources: Indonesia’s National Midterm Development Plan 2020–2024, DKI Jakarta Midterm Development Plan 2017–2022, and DKI Jakarta’s Sustainable Development Goal Progress Reports 2019 and 2020.

Multistakeholder Institutional Mechanism for Sustainable Development Goal Implementation

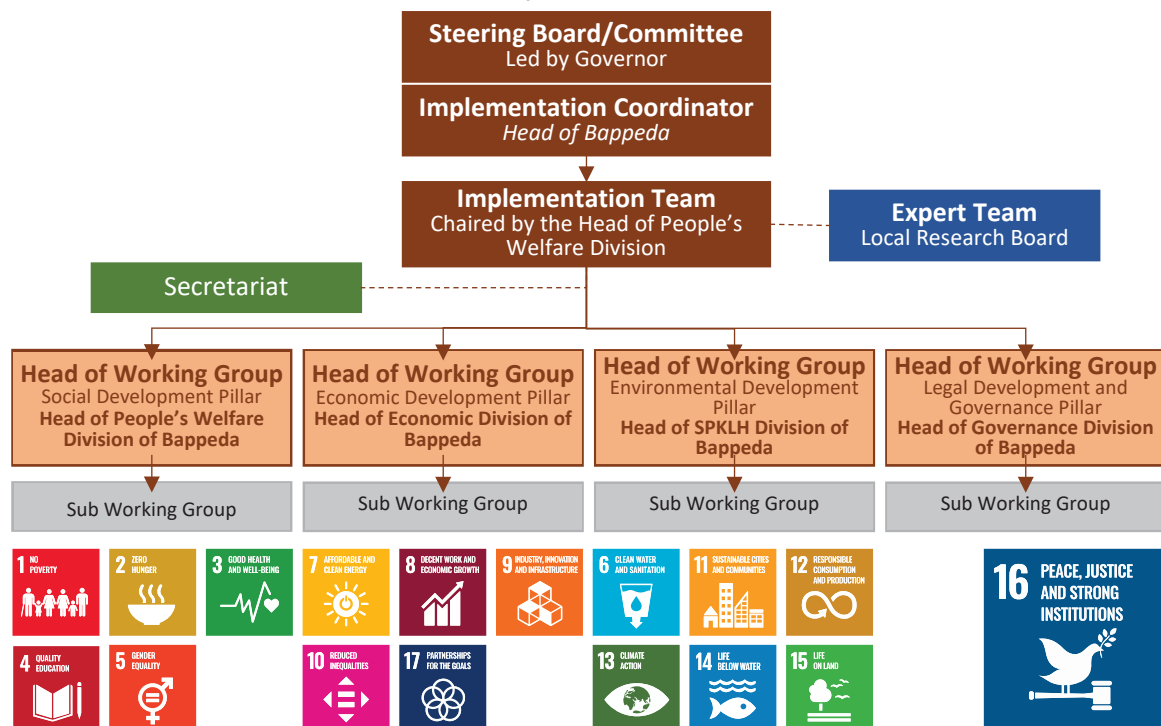
Figure 3.5: Participation Platform of Sustainable Development Goals



Source: Sustainable Development Goals Secretariat of DKI Jakarta, August 2020.

SDG implementation requires the involvement of various stakeholders, both within and outside the government, at national and subnational levels, by using four inclusive participation platforms: the government and parliament, civil society organizations and media, philanthropy and business actors, and academics and experts.

Figure 3.6: Structure of the Coordination Team for Sustainable Development Goals Implementation



Source: Sustainable Development Goals Secretariat of DKI Jakarta, August 2020.

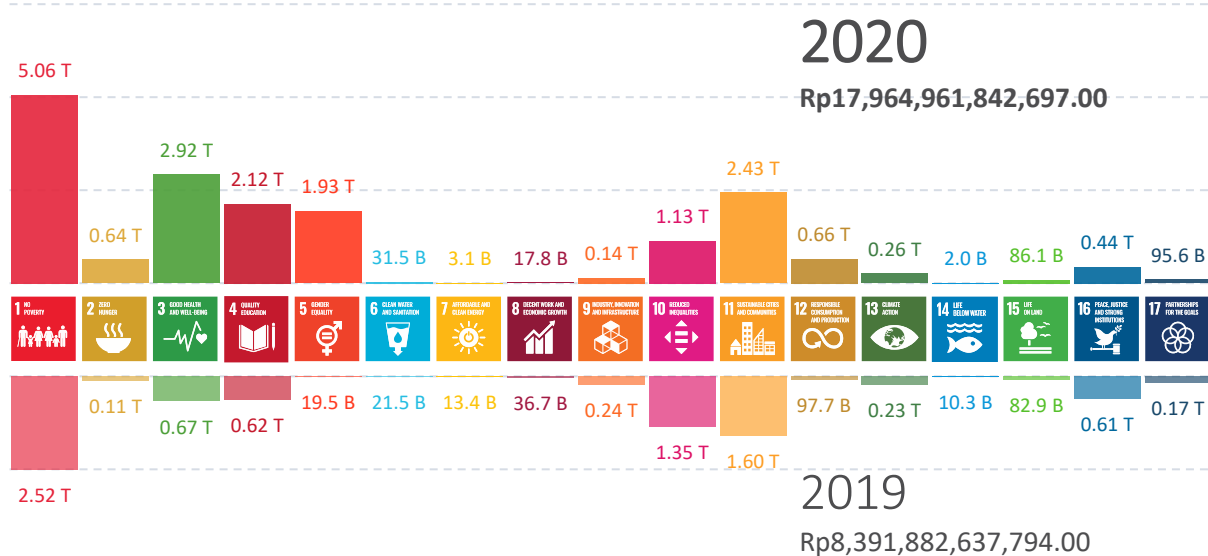
These four participation platforms, with their respective roles, constitute part of the Coordination Team for the Implementation of SDGs in DKI Jakarta, stipulated through Governor Decision No. 1920 Year 2018. This Coordination Team is responsible for coordinating various SDG-related aspects, from planning, implementation, funding, to monitoring and evaluation.

Led by the Governor and operationally coordinated by the Head of Bappeda, the SDG Coordination Team is divided into four working groups (kelompok kerja [pokja]), according to four SDG pillars, and subworking groups (sub-pokja) for each SDG, as illustrated in Figure 3.6.

In carrying out its duties, the Coordination Team is supported by the Provincial SDG Secretariat, with four departments corresponding to the four SDG pillars, and three divisions: the Public Communication Division, Data and Information Analysis Division, and Information Technology and Communication Division.

Financing for Sustainable Development Goal Implementation

Figure 3.7: DKI Jakarta Local Budget Allocation Support for Sustainable Development Goals



Rp = rupiah.

Source: Annex of DKI Jakarta's Sustainable Development Goal Progress Reports 2019 and 2020. Data processed.

Financing for SDG implementation⁶ in DKI Jakarta comes from different sources, from both the government and nongovernment parties. The financing sources that come from the government include the budget of Local Line Agencies (OPD) and other financing sources, such as grants and social assistance. Meanwhile, SDG financing by nongovernment entities comes from various partners, including those that are part of the Coordination Team for DKI Jakarta's Sustainable Development Goal Implementation.

⁶ Main source of data and information: The Strategic Environmental Assessment (KLHS) of DKI Jakarta 2021

In addition, the Provincial Government of DKI Jakarta has initiated Jakarta Development Collaboration Network (JDCN), as a platform for government and nongovernment organizations, as well as the public, to collaborate in implementing development programs including SDG-related initiatives in Jakarta.

Sustainable Development Goal Financing through Local Line Agencies (OPD)

SDG financing through OPD generally comes from the Local Budget (APBD). DKI Jakarta has around 52 OPDs across 37 affairs or fields, all of which are directly and indirectly relevant to SDGs and support the achievement of the set-forth targets.

In the SDG Local Action Plan (RAD) of DKI Jakarta, there are 30 key OPDs as the main organization in charge of achieving each SDG indicator. Meanwhile, some of the other OPDs directly and indirectly contribute toward attaining these indicators, according to their respective duties, functions, and authorities.

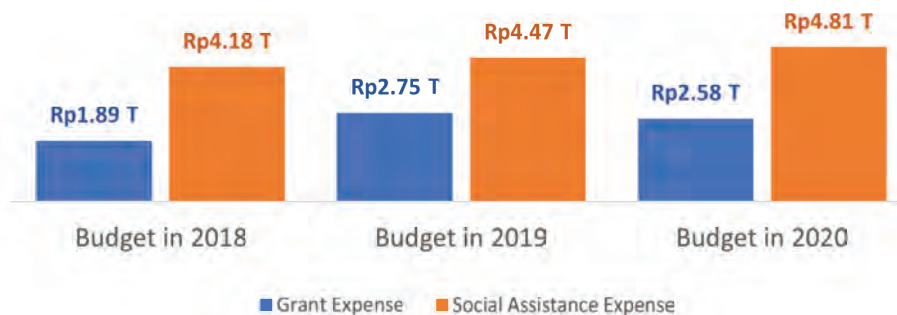
In 2020, the total funding from the government through key OPDs for all 17 SDGs reached approximately Rp18 trillion, increased by more than double compared to the previous year, with varied budget allocations for different SDGs.

Other Financing Sources from the Provincial Government of DKI Jakarta

SDG financing sources outside the OPD budgets include Grant and Social Assistance Expenses. During the period of 2018–2020, both of these financing sources showed an upward trend, as seen in the figure below.

In general, the use of Grant and Social Assistance Expenses has helped the achievement of SDG 1: No Poverty and SDG 4: Quality Education. Most of the grants were used for School Operational Assistance (BOS) in various levels of education and financial support to community institutions or organizations. Meanwhile, the social assistance expenses were mostly used to help poor and vulnerable people through the Smart Jakarta Card (Kartu Jakarta Pintar [KJP]).

Figure 3.8: Budget Allocation for Grant and Social Assistance Expenses, 2018–2020



T = trillion, Rp = rupiah.


Source: Annex of DKI Jakarta’s Sustainable Development Goal Progress Reports 2019 and 2020. Data processed.

Support from Nongovernment Partners

As the state capital and center of national development, DKI Jakarta Province is inhabited by many nongovernment partners, including business and philanthropy actors, civil society organizations, universities and think tanks, media, and international organizations. Nongovernment partners contribute to Jakarta’s development and help to achieve SDGs, both directly and indirectly.

The contribution of these nongovernment partners can be through financial support and technical assistance, which may potentially help achieve SDGs in DKI Jakarta. And during the COVID-pandemic, their contribution to the development in the capital is very significant, especially in the health, economy, and social sectors, directly and indirectly most affected by the pandemic.

Figure 3.9: Illustrated Budget Allocation of Nongovernment Partners, 2019–2020



B = billion, Rp = rupiah, T = trillion.

Source: Annex of DKI Jakarta's SDG Progress Reports 2019 and 2020. Data processed.

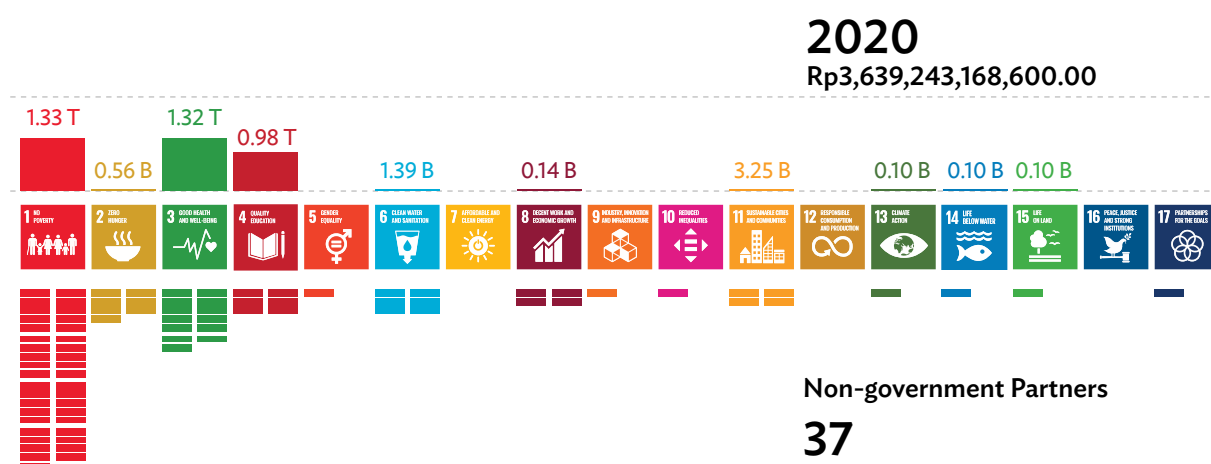
As presented in the illustrations in Figure 3.9 and Figure 3.10, the financial contribution from some 37 nongovernment partners in 2020 reached more than Rp3.6 trillion and rose sharply compared to the previous year.

Nongovernment partners contributing to SDGs in DKI Jakarta in 2020 include, among others, the following:

- Amcolabora Institute
- BCA
- BNI
- BRI
- DOW Chemical
- HANWA Korea
- HSBC
- Kafegama
- Klinik Bakti Medika
- Komunitas Optometri
- Laznas BSM
- Lintasarta
- Mandiri
- Mastercard
- PMI
- Praktik Dokter Duri Utara
- PT Akseleran Keuangan Inklusif Indonesia
- PT Bank DKI
- PT BEI

- PT Dana Reksa Sekuritas
- PT Sarana Multi Infrastruktur
- Qatar Charity Indonesia
- SDGs Hub UI
- Seksi Penanggulangan Buta Katarak Persatuan Dokter
- Tunasmuda Care
- US Indopacific Command
- UGM Jakarta
- Unilever
- United States Agency for International Development (USAID)
- USAID IUWASH PLUS
- Wahana Visi Indonesia
- World Vision
- World Vision Hongkong, China
- World Vision Republic of Korea
- Yayasan Filantra
- Yayasan Rumah Rachel
- Yayasan Tegak Tegar

Figure 3.10: Participation and Budget of Nongovernment Partners in 2020



B = billion, Rp = rupiah, T = trillion.

Source: Annex of DKI Jakarta SDG Progress Reports 2019 and 2020. Data processed.

With the collaboration platform of the Jakarta Development Collaboration Network (JDCN), initiated by the DKI Provincial Government, the participation of nongovernment parties in implementing Jakarta's development agenda and SDGs has become wider and more intensive. In 2020, around 120 collaborators from different elements, including community groups, joined in the Large-Scale Social Cooperation (KSBB) in the field of food, SMEs, education, employment, and residential.

Sustainable Development Goal Monitoring and Evaluation

A series of policies, strategies, and action plans to achieve SDGs need to be monitored and evaluated to see the extent of their implementation. One of the activities to monitor and evaluate SDG achievements in DKI Jakarta is conducted by developing the biannual monitoring report and annual progress report.

This regular reporting fulfills the mandate of the Presidential Regulation Number 59 Year 2018 on SDG Implementation and the Ministerial Decree of PPN/Head of Bappenas Number 7 Year 2018 on Coordination, Planning, Monitoring, Evaluation, and Reporting on SDGs.

The DKI Jakarta's Coordination Team for the Implementation of SDGs, supported by the provincial SDG Secretariat of DKI Jakarta, was mandated to coordinate the development of the SDG report, with a mechanism referring to the Technical Guideline of Monitoring and Evaluation of SDG Implementation from Bappenas.

DKI Jakarta's SDG Report, developed inclusively by involving all government and nongovernment partners, is submitted by the Coordination Team to the Governor as a representative of the central government, and copied to the National SDG Secretariat hosted by Bappenas. Subsequently, the Governor submits the SDG report to the Minister of PPN/Head of Bappenas through the Deputy of Monitoring, Evaluation, and Development Control, and to the Minister of Home Affairs through the Directorate General of Local Development Advancement.

The SDG report covers the monitoring results of the implementation of all government and nongovernment programs and activities, including good practices, relevant to the target achievement of DKI Jakarta's 253 SDG indicators. Most of these programs and activities are included in the SDG RAD of DKI Jakarta Province 2017–2022, stipulated through the Governor Regulation Number 156 Year 2018. While others are additional programs and activities identified from government and nongovernment parties.

This report also presents the status of SDG achievements based on indicators and a general snapshot as well as the challenges and strategies to achieve them. All data presented are relevant to the targets and indicators set forth according to the conditions of DKI Jakarta, as provided in the SDGs RAD.

Nongovernment partners can voluntarily and independently evaluate SDG achievements, according to the direction from the Ministry of PPN/Bappenas. In this case, the DKI Jakarta's Coordination Team for the Implementation of SDGs holds a cross-sector forum, functioning as a consultation channel for each actor in monitoring and evaluating SDG progress.

Through this process, it is expected that the data and information presented in the SDG Progress Report of DKI Jakarta Province is comprehensive and factual, which can serve as a reference for all stakeholders, both the government and nongovernment, in the policymaking process, starting from planning, budgeting, implementation, to policy and work program evaluation.

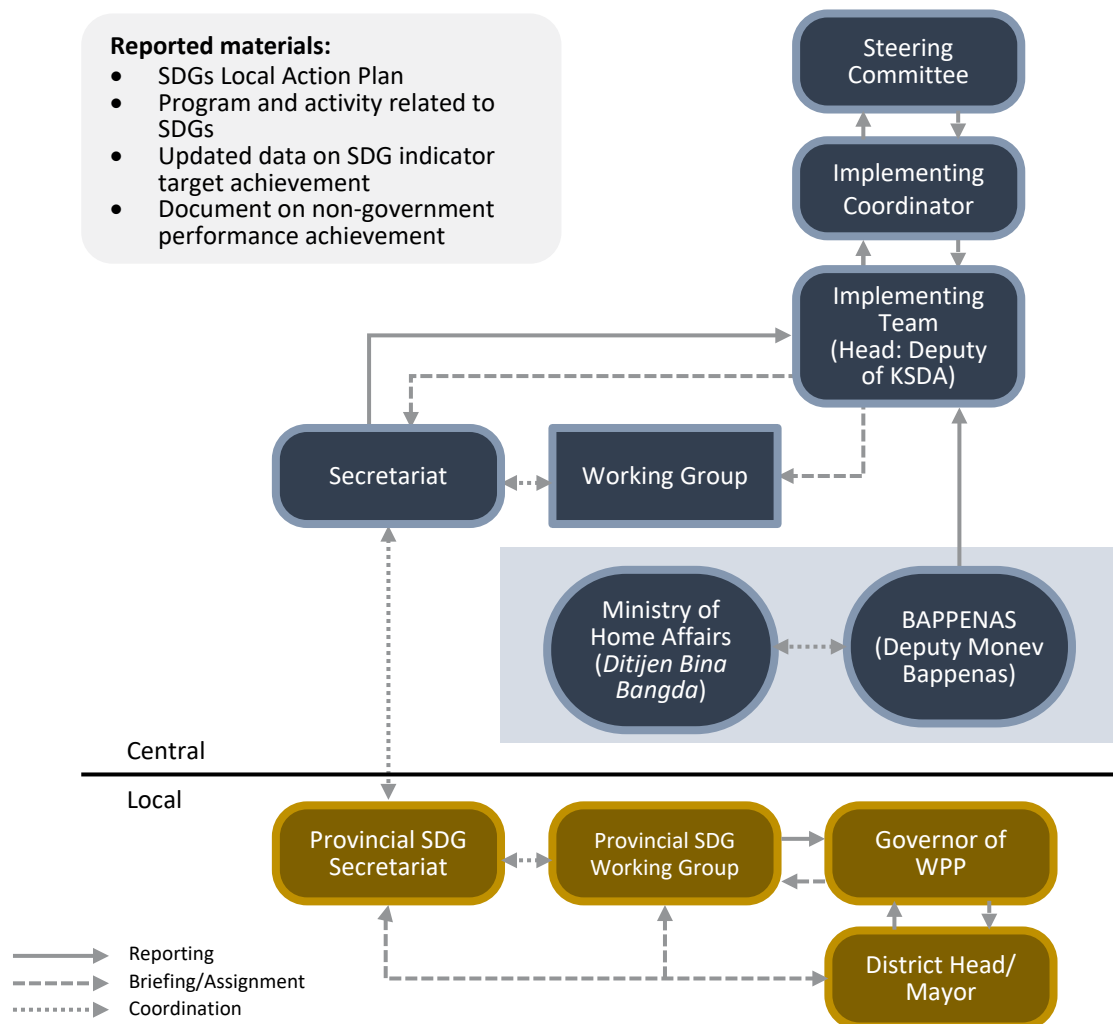
Figure 3.11: DKI Jakarta's Published Reports on Monitoring and Achievement of Sustainable Development Goals



Source: Sustainable Development Goals Secretariat of DKI Jakarta.

Mechanism Flow of Monitoring Report and Evaluation Report, Government

Figure 3.12: Mechanism Flow of the Monitoring Report and Evaluation Report of the Government

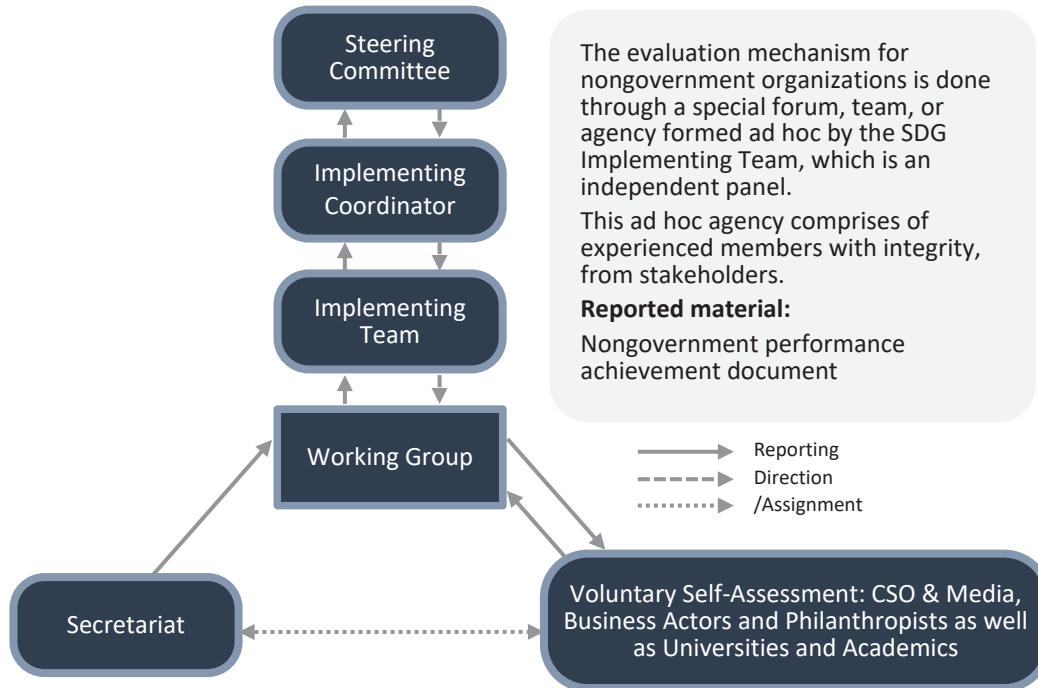


SDG = Sustainable Development Goal.

Source: Sustainable Development Goals Secretariat of DKI Jakarta, August 2020.

Mechanism Flow of Monitoring Report and Evaluation Report, Nongovernment

Figure 3.13: Mechanism Flow of the Monitoring Report and Evaluation Report of Nongovernment Parties



CSO = civil society organization, SDG = Sustainable Development Goal.
 Source: SDG Secretariat of DKI Jakarta, August 2020.

4. JAKARTA DEVELOPMENT COLLABORATION NETWORK AND OTHER INNOVATIVE STRATEGIES

Jakarta's local and international development partners network to formulate and achieve city development solutions using a sustainable collaboration model.⁷

City Regeneration and Jakarta Development Collaboration Network

To accelerate the success of City Regeneration, which includes upgrading the paradigm as well as physical, social and cultural aspects, Jakarta is looking way ahead by developing local and global collaboration. Through the Jakarta Development Collaboration Network (JDCN), the DKI Jakarta Provincial Government engages in collaboration and co-creation with various parties outside of the government to bring Jakarta to a sustainable, modern, prosperous, and resilient city, for the sake of its people's happiness.

In addition to coordinating collaboration and co-creation in the capital city development, JDCN helps the governor to ensure that recommendations from nongovernment parties are in line with the needs of Jakarta, not only in the short term, but also in the long term, in multiple sectors, ranging from socioeconomy, education, health, environment, to art, culture, and physical development.

Business Process: JDCN accepts activity proposals from proposers, then provides recommendations to the Governor regarding these activity proposals. Hereinafter, activities the Governor approves are carried out by the proposers. With JDCN, all proposals and ongoing activities are well-coordinated through an Information System. To implement JDCN's work system, the JDCN Membership is formed, as regulated in the Decree of the Governor of DKI Jakarta Number 336 Year 2020.

⁷ Main Source of JDCN Information and Visualization: <https://jdcn.jakarta.go.id/>

Jakarta Development Collaboration Network Topics



Environmental Resiliency

Resiliency against disasters, water, land, and air pollution, and the like.



Job Opportunity

Employment, quality education, MSMEs development, and the like.



City Regeneration

Infrastructure development related to residential mobility, waste management, and the like.



Innovation and Technology

Funding, investment on industrial and infrastructure development, and the like.



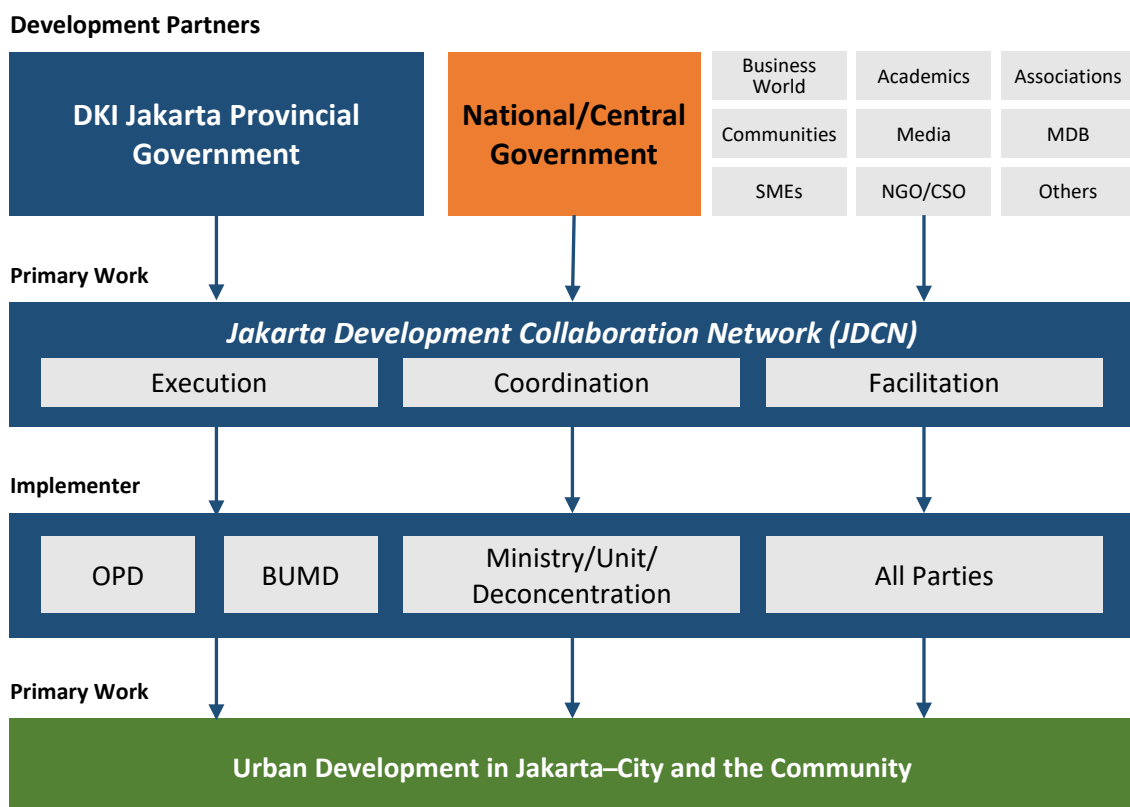
Other Topics

Other topics that can potentially be collaborated on.

Jakarta Development Collaboration Network Framework

The framework of JDCN is illustrated by the following figure.

Figure 4.1: Jakarta Development Collaboration Network Framework



BUMD = regional owned enterprise, CSO = civil society organization, MDB = multilateral development bank, NGO = nongovernment organization, OPD = local line agency.

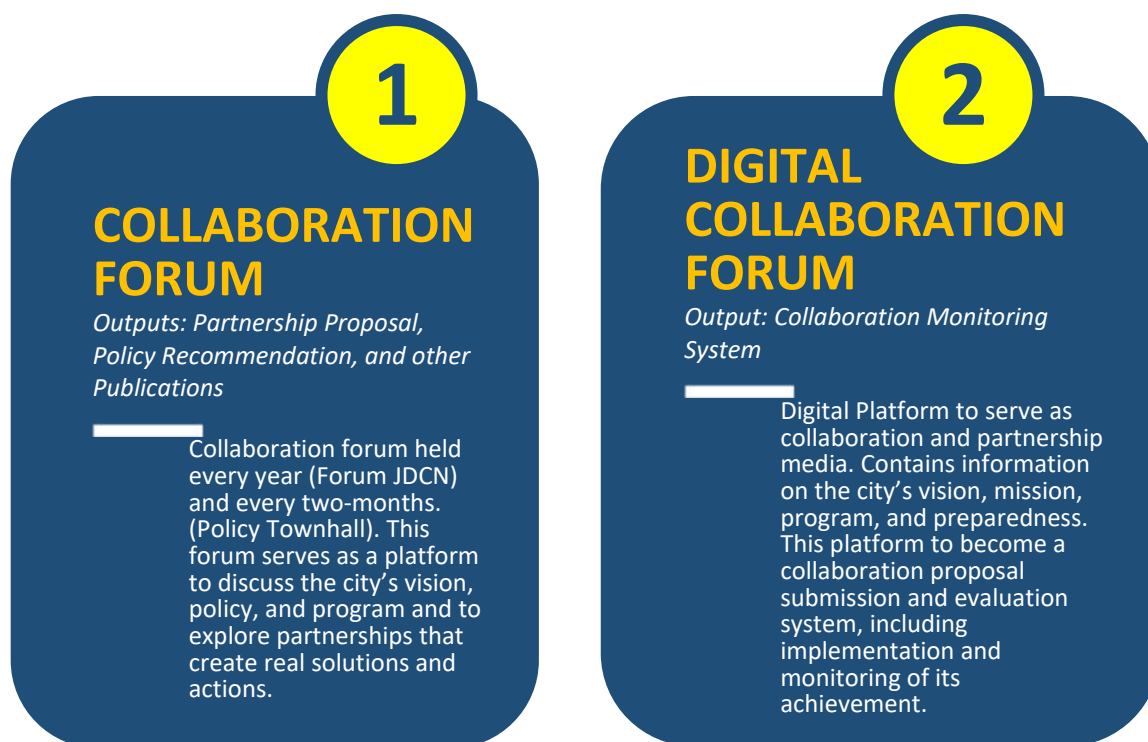
Source: <https://jdcn.jakarta.go.id/>.

Jakarta Development Collaboration Network Duties and Function

- 1. Creating development goal coherence.**
Ensuring that city development is in line with the needs emerging among the community.
- 2. Accelerating development.**
Developing collaboration with various parties to accelerate the development process in Jakarta.
- 3. Facilitating development partners.**
Opening opportunities as wide as possible to anyone wanting to be involved in Jakarta development.
- 4. Developing strategic plan, action plan, and cooperation plan.**
JDCN serves as a platform for collaborators and the provincial government to address various issues in the city.
- 5. Monitoring and evaluating the collaboration implementation by developing a digital system.**
The progress of every collaboration idea and project received will be easily monitored through a digital system.

Jakarta Development Collaboration Network Output

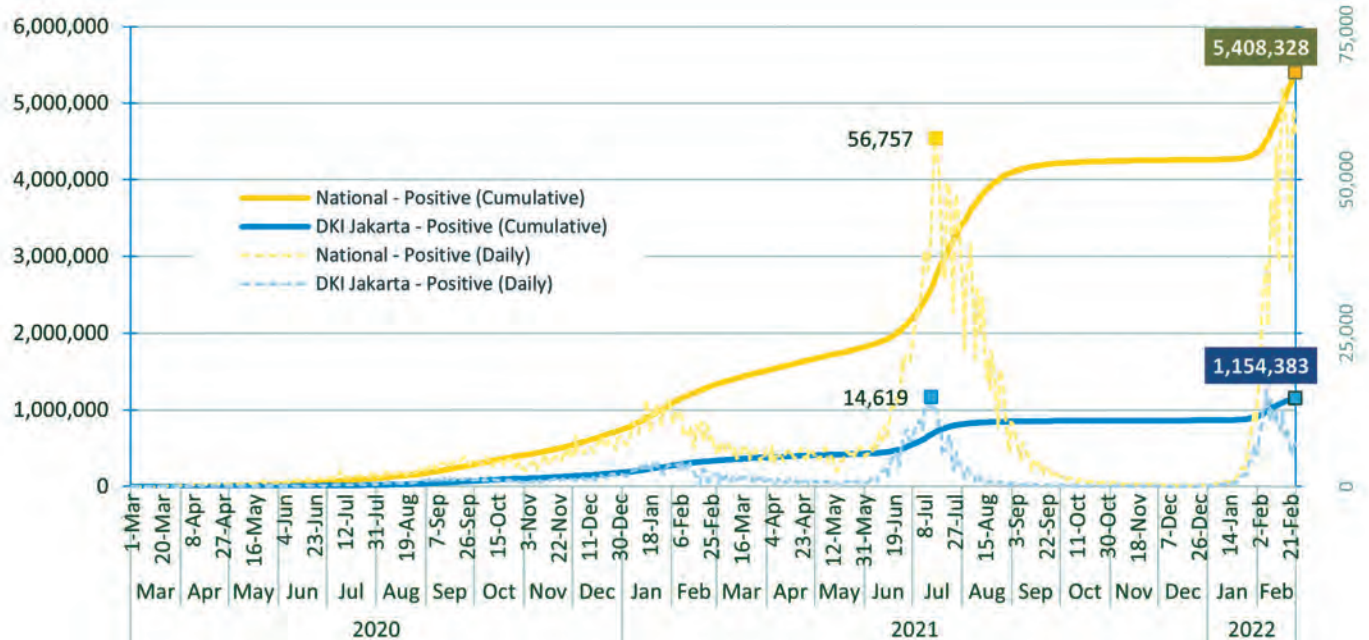
Figure 4.2: Jakarta Development Collaboration Network Output



Source: <https://jdcn.jakarta.go.id/>.

Jakarta Development Collaboration Network Supports Handling the COVID-19 Pandemic and Achieving Sustainable Development Goals

Figure 4.3: COVID-19 Case Trends Nationally and in DKI Jakarta, as of 25 February 2022



COVID-19 = coronavirus disease 2019.
 Source: <http://corona.jakarta.go.id>.

Since before it was detected to have entered Indonesia, the Provincial Government of DKI Jakarta had issued a variety of policies to respond to the spread and negative impact of COVID-19, both from health and socioeconomic sides.

Figure 4.4: Status of Emergency and Restrictions during the COVID-19 Pandemic in DKI Jakarta

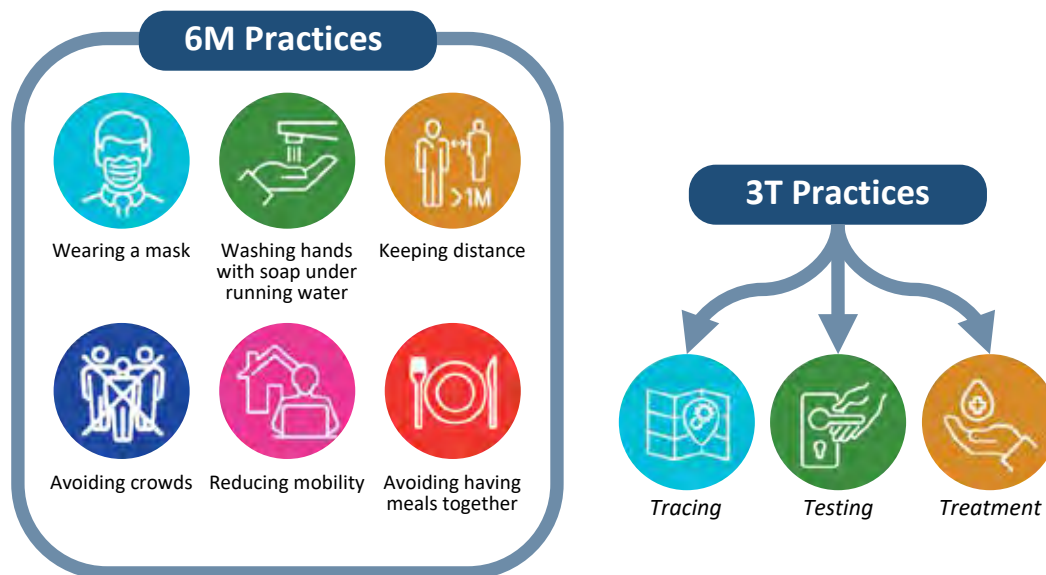


COVID-19 = coronavirus disease 2019, PPKM = activity restriction policy, PSBB = large-scale social distancing.
 Source: Rise Jakarta – The New Face of DKI Jakarta in 2021.

The policy and strategy to address the COVID-19 pandemic in DKI Jakarta are executed using concrete and measurable steps, including, among others, the following:

1. Circular Letter on alertness to Pneumonia Novel Coronavirus (nCoV) in January 2020, before COVID-19 was detected to have entered Indonesia.
2. Launching the www.corona.jakarta.go.id portal, which includes direct and official information on the status of COVID-19 developments and handling in Jakarta.

Figure 4.5: Strategy to Handle COVID-19 Pandemic




Source: Rise Jakarta – The New Face of DKI Jakarta in 2021.

3. Online recording and reporting, integrated with health and community service facilities.
4. Social restriction policy was enforced throughout 2020, continued with some adjustments until the present.
5. Support through food and social protection expansion and other assistance, such as Nine Staple Food Assistance, Cash Social Assistance, and Non-Cash Social Assistance.
6. The implementation of 3Ts (testing, tracing, treatment) and 6M movement (washing hands, wearing masks, keeping your distance, avoiding crowds, restricting mobility, and avoiding eating together).
 - a. Polymerase chain reaction (PCR) testing target has only reached 10,645 people per week, or 1,520 per day. To provide protection to pregnant mothers, testing is carried out using both rapid antibody or swab antigen and PCR. Testing on pregnant mothers has been done at the pregnancy age of >36 weeks, through the circular letter, Head of the Health Office Number 91 Year 2020 on Pregnancy and Maternity Service at Local General Hospitals (RSUD), and community health centers (Pusat Kesehatan Masyarakat [Puskesmas]) during the COVID-19 pandemic.
 - b. The average PCR testing has been 137,276 per week, equivalent to 12–13 times the weekly minimum PCR testing standard from the World Health Organization (WHO).
 - c. Tracing is done with a target of more than 15, where the tracing ratio achievement of DKI Jakarta is 15–16, showing 1 traced positive case and with PCR, on average 15–16 persons (sufficient).
 - d. Treatment has been conducted using multiple approaches, including:

- increasing bed capacity from 904 isolation beds and 80 intensive care unit (ICU) beds to 11,773 isolation beds and 1,651 ICU beds;
- appointing 101 COVID-19 referral hospitals through the Governor Decree Number 14 Year 2021;
- developing 13 local general hospitals (rumah sakit umum daerah [RSUD]) or local special hospitals (rumah sakit khusus daerah [RSKD]) to hospitals fully handling COVID-19.
- adding bed extensions in several selected RSUDs to increase occupancy capacity during the COVID-19 peak cases in June–July 2021;
- preparing 44 subdistrict puskesmas as shelters before being referred to hospitals;
- collaborating with all parties, especially in the vaccination program, such as with the Army and Police, community groups, business world, and other community components, with the achievement of vaccination targets earlier set by the central government, making DKI Jakarta the province with the highest vaccinations in Indonesia; and
- preparing controlled isolation facilities intended for nonsymptomatic COVID-19 patients and patients without comorbidities.

Figure 4.6: COVID-19 Dose 1 and Dose 2 Vaccination Status – National and DKI Jakarta, as of November 2021



COVID-19 = coronavirus disease 2019.

Source: <http://corona.jakarta.go.id>.

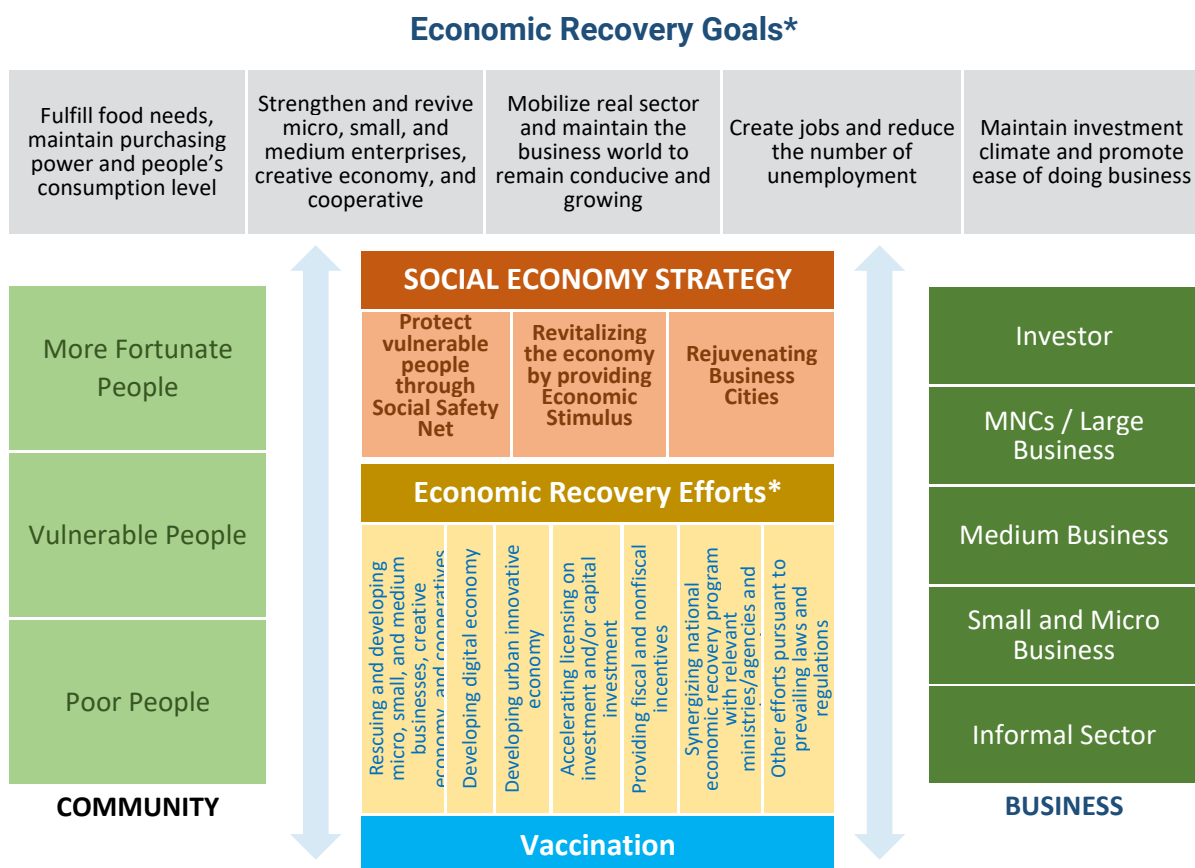
To manage the COVID-19 pandemic, JDCN opened the Corona Response Collaboration, an inseparable part of the activities of the COVID-19 Handling Acceleration Task Force of the Provincial Government of DKI Jakarta, and www.jdcn.jakarta.go.id portal, integrated with the www.corona.jakarta.go.id portal.

Regarding the economic recovery, based on Governor Regulation Number 3 Year 2021 on the Implementation Regulation of Local Regulation Number 2 Year 2020 to overcome Corona Virus Disease 2019, the strategies taken by the DKI Jakarta Provincial Government include:

- (i) saving and developing micro, small, and medium enterprises, creative economy, and cooperatives;
- (ii) developing a digital economy;

- (iii) developing an innovative urban economy;
- (iv) accelerating licenses on investment and/or capital investment;
- (v) providing fiscal and nonfiscal incentives;
- (vi) synergizing the national economic recovery program with relevant ministries or agencies and other parties;
- (vii) conducting other efforts pursuant to prevailing laws and regulations; and
- (viii) efforts to recover the economy in Jakarta serve all layers of community, including the upper-class community, the poor and the vulnerable, as well as the business world, intended for investors; large businesses; medium, small and micro businesses, and the informal sector. The economic recovery incentives have been provided through fiscal and nonfiscal policies.

Figure 4.7: Economic Recovery Strategy of DKI Jakarta



*Local Regulation 2 Year 2020 on Overcoming the Coronavirus Disease 2019.

MNC = multinational corporation.

Source: DKI Jakarta Development Planning Agency.

Large-Scale Social Collaboration

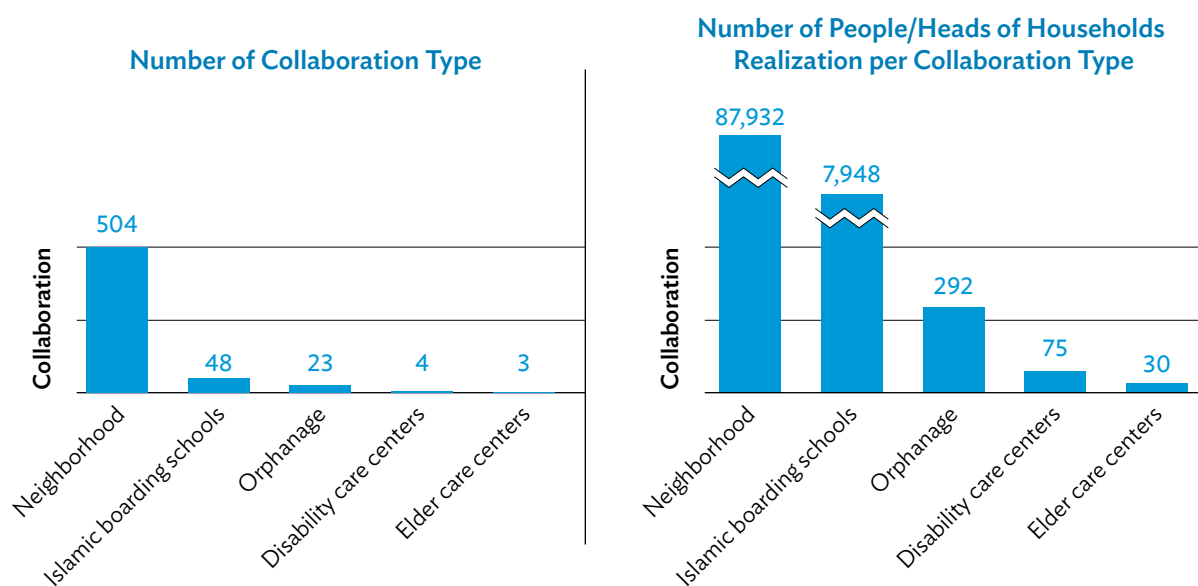
Within the framework of JDCN, the collaboration movement is packaged in the form of the Large-Scale Social Collaboration (KSBB) platform to match multiple resource owners with the community's needs.⁸

Since it was in effect, various societal elements have been engaged in the KSBB platform across DKI Jakarta, by providing donations or other forms of participation. KSBB assistance has been distributed to beneficiaries by the DKI Jakarta Provincial Government, involving several official partners (aggregators).

The collaboration efforts through KSBB Platform have covered a number of sectors: **food, SMEs, education, residential, waste management, and employment**, with a total of 144 collaborators, 582 collaborations, and almost 100,000 beneficiary families. Hence, KSBB has not only responded to the COVID-19 pandemic and its impact, but has also supported the acceleration of SDG achievements.

The summary of collaborator data and distribution of Jakarta KSBB program assistance is provided in Figure 4.8:

Figure 4.8: Type of Collaboration and Realization per Type of Large-Scale Social Collaboration in DKI Jakarta



Source: <https://corona.jakarta.go.id/id>.

⁸ The primary source for data, information, and visualization: Jakarta Bangkit Wajah Baru Jakarta 2021 (Jakarta Rise – the New Face of Jakarta 2021) by the Provincial Government of DKI Jakarta and <https://corona.jakarta.go.id/id>.

KSBB in Food — Protecting the Citizens of Jakarta from Hunger

As a result of the COVID-19 pandemic, part of the society experience difficulties in fulfilling their food necessities. In this case, the DKI Jakarta Provincial Government has acted quickly to provide a Non-Cash Social Assistance (Bantuan Sosial or Bansos) in the form of nine staple foods and Cash Social Assistance to affected families.

Figure 4.9: List of Assistance Packages for Potential Collaborators

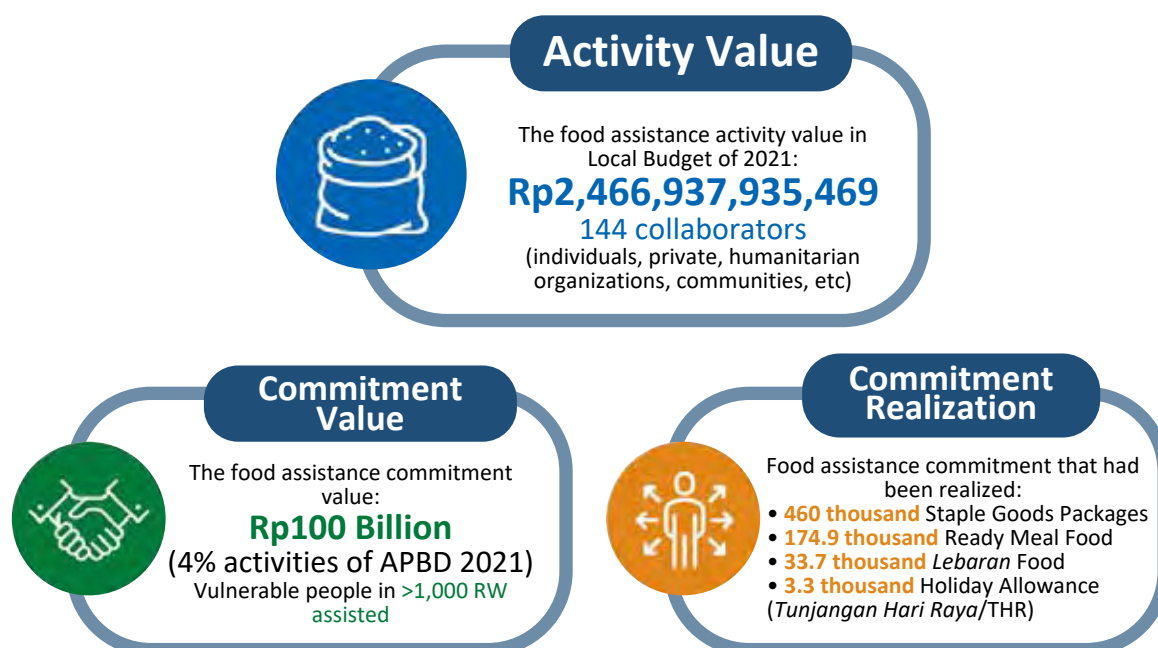


Kg = kilogram, L = liter, Rp = rupiah.

Source: Source: <https://corona.jakarta.go.id/id>.

This situation has also encouraged people to actively and massively help each other. The DKI Jakarta Provincial Government facilitates the mutual help initiative through the KSBB in Food program, which provides easy access for people as collaborators to help others according to their needs and

Figure 4.10: Large-Scale Social Collaboration in Food Achievement



APBD = local budget, Rp = rupiah.

Source: Rise Jakarta – The New Face of DKI Jakarta in 2021.

abilities, in the form of cash, staple needs, ready-to-eat packages, holiday allowance (THR), and Lebaran packages.

Until April 2021, KSBB Working Group (Pokja KSBB) had collected the following assistance from collaborators: 460,032 staple needs packages, 174,948 ready-to-eat food packages, 33,687 Lebaran packages, and 2,344 THR packages. The commitment for this assistance comes from different groups, ranging from government agencies, the business world, social organizations, associations, to volunteer groups and individuals.

KSBB in Micro, Small, and Medium-Sized Enterprises — Boosting the Entrepreneurial Spirit

DKI Jakarta is home to 1.1 million SMEs, which contribute to the economy and the provision of people’s needs in Jakarta, as well as serves as the mobilizer for 94% of the capital’s economy.

The Provincial Government of DKI Jakarta has played an active role in providing stimulus to the development of entrepreneurship in an integrated manner by establishing the JakPreneur platform.

The JakPreneur platform is an entrepreneurial ecosystem encompassing SMEs in DKI Jakarta for them to create and collaborate in the SMEs development. Through this platform, SMEs actors obtain benefits such as training, mentorship, licensing, marketing, financial reporting, and capital.



Figure 4.11: Large-Scale Social Cooperation in Micro, Small, and Medium-Sized Enterprises Achievement



APBD = local budget; MSMEs = micro, small, and medium-sized enterprises; Rp = rupiah.
Source: Rise Jakarta – The New Face of DKI Jakarta in 2021.

In turn, the Jakpreneur platform makes a significant contribution to the prosperity of the capital, opportunity for all, and inclusive economic growth, which are an integral part of the New Urban Agenda.⁹

During the COVID-19 pandemic, SMEs have become the most vulnerable economic group, facing many challenges and limitations, starting from facilities and infrastructure, finances, marketing, to capacity and skills.

Therefore, the Provincial Government of DKI Jakarta encourages SMEs actors in the capital city to join JakPreneur through the KSBB in MSMEs, and currently as many as 289,201 SMEs are listed as members of JakPreneur.

Through the KSBB in MSMEs, collaborators can provide assistance through Facilities and Infrastructure Packages; Capital Loan Packages; and Training Packages. The KSBB in MSMEs has been very helpful for JakPreneurs (mentored business actors) during the pandemic to rise and become the main economic mobilizer.

Below, some packages are provided to serve as reference for collaborators in providing assistance:

1 Facilities and Infrastructure Packages

Package A – MSME Food	Hawker Center Package
Rp200,000 /MSME	Rp5,000,000 /location
<ul style="list-style-type: none"> • Cloth face mask • Face shield • Gloves • Apron • Wiping Cloth • Spoons/utensils • Hand sanitizer (1 liter) • Disinfectant <p>Or other equivalent forms</p>	<ul style="list-style-type: none"> • Portable wash basin (2 pcs) • Soap • Large waste bin (2 pcs) • Disinfectant and spraying device • Hand sanitizer (5 liters) • Dry Tissue <p>Or other equivalent forms</p>

MSMEs = micro, small, and medium-sized enterprises; pcs = pieces; Rp = rupiah.
Source: <https://corona.jakarta.go.id/id/ksbb-umkm>.



Collaborative work in improving residential quality.
Photo taken before the COVID-19 pandemic.

2 Capital Loan Packages

Package 1	Package 2	Package 3
Rp5,000,000 /business	Rp7,500,000 /business	Rp10,000,000 /business
Cash Rp5,000,000	Cash Rp7,500,000	Cash Rp10,000,000

3 Training Packages

Snacks/Soft Drinks/Processed Food Training Rp3,900,000 /40 participants Including Resource Persons and Props	Fashion/Creative Crafts Training Rp5,800,000 /40 participants Including Resource Persons and Props	
Urban Aquaculture/Farming Training Rp750,000 to Rp5,000,000 Including Resource Persons and Props	Animation/Product Design and Digital Marketing Training Rp9,000,000 /40 participants Including Resource Persons and Props	Soft Skill Training Rp5,000,000 /40 participants <ul style="list-style-type: none"> • Entrepreneurial Motivation • Marketing Strategy • Financial Management • Branding

Collaborating with various parties, the Provincial Government of DKI Jakarta has helped marketing access for SMEs actors by using technological development through an online system. Assistance breakthrough for SMEs was also given through Gebetan UMKM (Gerakan Bersama Tanggap Usaha Mikro, Kecil, dan Menengah or Joint Movement for Responding to SMEs) and Jumat Beli Lokal (Friday Buying of Local Goods).

Large-Scale Social Collaboration (KSBB) in Education — So that Students are not Left Behind in Learning

During the COVID-19 pandemic, students had to learn from home to prevent the spread of the virus. Students are required to conduct remote, online, or distance learning (pembelajaran jarak jauh [PJJ]) until the pandemic is over.

The Provincial Government of DKI Jakarta has collaboratively provided JakWIFI as a facility to support PJJ. In addition, all students have also received data package assistance from the government.


However, not all teachers and students have the adequate gadgets for learning activities. It is even common for students to share gadgets with their other family members.

Through the KSBB in Education platform, the Provincial Government of DKI Jakarta collaborated with the community in initiating the program to give the Teachers' Gadget Packages (including personal computers [PCs] or laptops) and Students' Gadget Packages (including mobile phones or tablets).

The Provincial Government of DKI Jakarta also provided learning support in cooperation with the education driving community and implemented a number of programs to support learning from home in different parts of DKI Jakarta at all educational levels.



Figure 4.12: Large-Scale Social Collaboration (KSBB) in Education Achievement



BUMD = Regional-Owned Enterprise, Rp = rupiah.
Source: Rise Jakarta – The New Face of DKI Jakarta in 2021.

Large-Scale Social Cooperation (KSBB) in Residential — Helping People to Live in Decent Housing

Establishing residential areas aims to fulfill the citizens' rights for decent housing in a healthy, safe, harmonious, and orderly neighborhood, and ensuring residential certainty. This corresponds with

Figure 4.13: Program to Improve Residential Quality



RW = community association.

Source: <https://corona.jakarta.go.id/id/ksbb-permukiman>.

the mandate of the New Urban Agenda that slum settlements, informal settlements, or inadequate housing must be handled in a sustainable manner and integrated with community empowerment.¹⁰

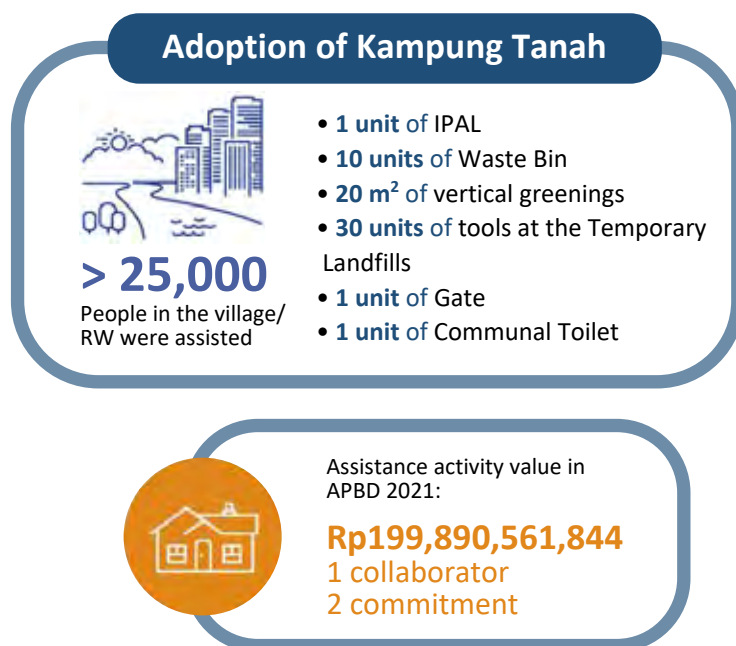
To achieve this goal, the Provincial Government of DKI Jakarta has implemented the Residential Quality Improvement Program to arrange residential areas in an integrated, synergic, collaborative, and sustainable manner. The success of this program surely needs the support and participation of the community, therefore, making DKI Jakarta an advanced, sustainable, and cultured city, whose people are involved in achieving civility, justice, and prosperity for all.

During the COVID-19 pandemic, dense residential areas with lack of supporting facilities and infrastructure have the potential to become a means to a swift virus spread. Therefore, the Provincial Government of DKI Jakarta called for people's mutual help to improve their quality of life, shoulder to shoulder, through the KSBB in residential areas.

On 25 March 2021, the Provincial Government of DKI Jakarta collaborated with Indonesia Young Presidents' Organization (YPO) to launch the Kampung Asuh Program in Tanah Merah Village, located in kelurahan (urban village of) South Rawa Badak, South Tugu, and West Kelapa Gading, North Jakarta, benefiting approximately 25,000 inhabitants.

¹⁰ Indonesia Voluntary National Review Provisional Report for the Implementation of New Urban Agenda, 2021.

Figure 4.14: Large-Scale Social Collaboration (KSBB) in Residential Achievement



APBD = local budget, Rp = rupiah, RW = community association.

Source: Rise Jakarta – The New Face of DKI Jakarta in 2021.

Large-Scale Social Collaboration (KSBB) in Employment — Opening Job and Business Opportunities

The COVID-19 pandemic has caused a drastic rise of the Open Employment Rate in Jakarta resulting from job termination during social distancing.

At the same time, there has been a shift of work skill needs, followed the creation of new job opportunities. Many workers have yet to have these skills, thus, there is a need for competency building to meet these new job opportunities. On the other hand, the job training capacity facilitated by the Provincial Government of DKI Jakarta is less than limited.

Therefore, the Provincial Government of DKI Jakarta has encouraged the community and the business world to collaborate in rejuvenating Jakarta's economy by building job seeker competency through web-based KSBB in Employment. In this case, collaborators and people needing help are facilitated, and the supply and demand side are matched to provide ease in addressing any emerging issue.

Through KSBB in Employment, job seekers and SMEs actors are given access to job vacancies and job skill training. Apart from serving as the asset of trainees to seek jobs, the job training can also become an asset for them to become entrepreneurs, which ultimately opens new jobs. There are 52 collaborators from the private sector, foundations, and others, providing 82 training areas and helping 3,737 job seekers and SMEs in Jakarta.

Figure 4.15: Solution for Job-Seekers through Large-Scale Social Collaboration in Employment



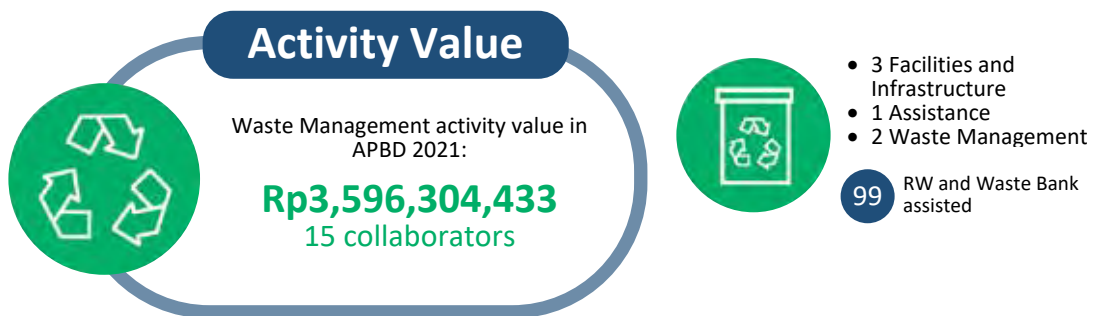
Source: Rise Jakarta – The New Face of DKI Jakarta in 2021.

Large-Scale Social Collaboration (KSBB) in Waste Management

As a big city, Jakarta produces an enormous amount of waste, on average, more than 7,000 tons every day. To address the waste issue, in addition to building Intermediately a Waste Processing Facility (Fasilitas Pengolahan Sampah Antara [FPSA]), the Provincial Government of DKI Jakarta invites the community to take part through the KSBB in Waste Management.

KSBB in Waste Management is a movement to help each other, which convenes collaborators and the community in waste management activities to achieve a clean, healthy, and sustainable Jakarta.

Figure 4.16: Large-Scale Social Collaboration (KSBB) in Waste Management Achievement



APBD = local budget, Rp = rupiah, RW = community association.

Source: Rise Jakarta – The New Face of DKI Jakarta in 2021.

Through this KSBB program, the community can actively participate in sorting waste and obtain both economic and ecological benefits from processing waste.



Jakarta International Stadium (JIS). Located in Jakarta, and with a grand opening on 24 July 2022, JIS has a seating capacity of 82,000 spectators, making it the largest stadium in Indonesia. It is also the largest capacity retractable roof stadium in Asia and the second largest retractable roof stadium by capacity in the world, just behind AT&T Stadium in Arlington, Texas.

Until the end of 2021, as many as 176 assistance projects totaling Rp2,021,919,696 from 15 collaborators were realized in the KSBB in Waste Management, with a total assistance for waste bank reaching 72 assistance projects: 98 from community associations (RW), two related to maggots, and four related to cooking oil waste.

KSBB in Waste Management is an innovative effort of the Provincial Government of DKI Jakarta in resource conservation and waste reduction, as well as reusing and recycling to create sustainable and environmentally resilient urban development as mandated by the New Urban Agenda.¹¹

¹¹ Indonesia Voluntary National Review Provisional Report for the Implementation of New Urban Agenda, 2021.

5. GENERAL PERFORMANCE OF DKI JAKARTA AGAINST THE SUSTAINABLE DEVELOPMENT GOALS

In accord with the Presidential Regulation No. 59 Year 2017 on SDG Implementation, which mandates Regional Heads to prepare SDGs Local Action Plan (RAD) for 5 years, the DKI Jakarta Provincial Government has issued the Governor Regulation No. 156/2018 on SDGs RAD 2017–2022, establishing 102 SDG targets and 253 SDG indicators for the capital city.

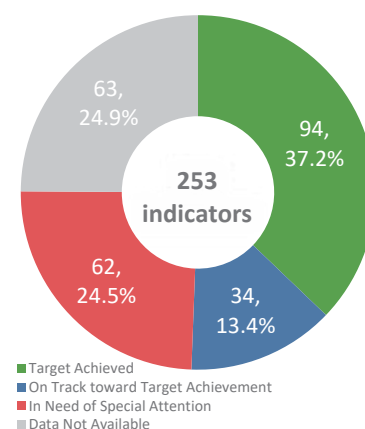
This process of establishing targets and indicators involved all elements of the government and nongovernment, by considering the relevance of the targets and indicators on the development characteristics, needs, priorities, potential, and challenges of DKI Jakarta, including data availability and aspirations from stakeholders. Some of these indicators are proxy to national indicators whose number reaches 319.

The performance of SDG achievement is shown by the target achievement of each indicator in each goal. The achievement status is divided into three categories: target achieved (labelled GREEN), on track toward target achievement or improving compared to the previous period (labelled BLUE), and in need of special attention as target not achieved and worse than achievement of the previous period (labelled RED). Meanwhile, indicators with no data available are labelled GRAY.

Overall Status of DKI Jakarta's Sustainable Development Goal Achievement

Based on several SDG reports for DKI Jakarta and data from related provincial line agencies, until 2020, of 253 indicators in the SDG Regional Action Plan (Rencana Aksi Daerah [RAD]) of DKI Jakarta, 190 indicators (75.1%) whose achievement status was identified. The remaining 63 indicators (24.9%) had no identified data (data not available).¹²

Figure 5.1: Achievement of 253 Sustainable Development Goal Indicators in DKI Jakarta in 2020



Sources: DKI Jakarta's SDG Progress Reports 2019 and 2020; DKI Jakarta's SDG Monitoring Report - Semester 1 2021; Indonesia Voluntary National Review (VNR) Report 2021; Ministry of Education, Culture, Research and Technology; DKI Jakarta Health and Education Agencies 2022; Economic Bureau of the Governor Office, and Regional Revenue Agency 2022. Data

¹² The indicator achievement data cannot be identified generally because the indicator's status is discontinued by BPS, and the data is unavailable up to the district, city, and provincial scales.

In general, 94 (37.2%) of all 253 indicators were on the status of target achieved, 34 indicators (13.4%) were on track toward target achievement, and 62 indicators (24.5%) were in need of special attention.

DKI Jakarta’s Sustainable Development Goal Achievement Status in Four Development Pillars






The Government of the Republic of Indonesia has grouped the 17 SDGs into four development pillars: Social Development Pillar, Economic Development Pillar, Environmental Development Pillar, and Legal Development and Governance Pillar.

Based on these four development pillars, the performance of SDG indicator achievement of DKI Jakarta in 2020 is generally presented below.

Social Development Pillar

Social Development Pillar covers SDG 1, SDG 2, SDG 3, SDG 4, and SDG 5, with a total of 98 indicators. Generally speaking, for this pillar, as many as 33 indicators (33.7%) were on the status of target achieved, 16 indicators (16.32%) on track toward target achievement, and 16 indicators (16.32%) in need of special attention. Data were unavailable for 33 indicators (33.7 %).

Figure 5.2: Sustainable Development Goal Indicator Achievement in Social Development Pillar






1	NO POVERTY		5 targets 25 indicators	8 32%	4 16%	3 12%	10 40%
2	ZERO HUNGER		2 targets 10 indicators	5 50%	1 10%		4 40%
3	GOOD HEALTH AND WELL-BEING		11 targets 34 indicators	12 35%	6 18%	7 21%	9 26%
4	QUALITY EDUCATION		7 targets 14 indicators	4 29%	4 29%	5 36%	1 7%
5	GENDER EQUALITY		5 targets 15 indicators	4 27%	1 7%		9 60%
Social Development Pillar			30 targets 98 indicators	33 34%	16 16%	16 16%	33 34%

Sources: DKI Jakarta’s SDG Progress Reports 2019 and 2020; DKI Jakarta’s SDG Monitoring Report - Semester 1 2021; Indonesia Voluntary National Review (VNR) Report 2021; Ministry of Education, Culture, Research and Technology; and DKI Jakarta Health and Education Agencies 2022. Data processed.

Economic Development Pillar

Economic Development Pillar consists of 5 SDGs (SDG 7, SDG 8, SDG 9, SDG 10, and SDG 17), with a total of 57 indicators. In this pillar, 17 indicators (29.8%) were on the status of target achieved, only 2 indicators (3.5%) on track toward target achievement, and 31 indicators (54.4%) in need of special attention. No data were identified for 7 indicators (12.3%). The percentage of indicators needing special attention in the economic development pillar was the highest among the four development pillars.

Figure 5.3: Sustainable Development Goal Indicator Achievement in Economic Development Pillar







7	AFFORDABLE AND CLEAN ENERGY		2 targets 3 indicators	2 67%	1 33%		
8	DECENT WORK AND ECONOMIC GROWTH		8 targets 20 indicators	2 10%	1 5%	17 85%	
9	INDUSTRY, INNOVATION AND INFRASTRUCTURE		6 targets 11 indicators	4 36%	4 36%	3 27%	
10	REDUCED INEQUALITIES		4 targets 9 indicators	5 56%	1 11%	2 22%	1 11%
17	PARTNERSHIP FOR THE GOALS		7 targets 14 indicators	4 29%	7 50%	3 21%	
<i>Economic Development Pillar</i>			27 targets 57 indicators	17 30%	2 4%	31 54%	7 12%

Sources: DKI Jakarta's SDG Progress Reports 2019 and 2020; DKI Jakarta's SDG Monitoring Report - Semester 1 2021; Indonesia Voluntary National Review (VNR) Report 2021; Economic Bureau of the Governor Office, and Regional Revenue Agency 2022. Data processed.

Environmental Development Pillar

Environmental Development Pillar with its 6 SDGs (SDG 6, SDG 11, SDG 12, SDG 13, SDG 14, and SDG 15) covers 67 indicators. This pillar recorded that 33 indicators (49.3%) were on the status of target achieved, 9 indicators (13.4%) on track toward target achievement, and 8 indicators (11.9%) in need of special attention. No data were identified for 17 indicators (25.4%). The Environmental Development Pillar had the highest percentage of indicators with the status of target achieved among the four development pillars.

Figure 5.4: Sustainable Development Goal Indicator Achievement in Environmental Development Pillar


6	CLEAN WATER AND SANITATION		6 targets 19 indicators	9 47%	7 37%	3 16%	
11	SUSTAINABLE CITIES AND COMMUNITIES		8 targets 16 indicators	8 50%	1 6%	3 19%	4 25%
12	RESPONSIBLE CONSUMPTION AND PRODUCTION		6 targets 7 indicators	1 14%	1 14%	2 29%	3 43%
13	CLIMATE ACTION		2 targets 4 indicators	3 75%	1 25%		
14	LIFE BELOW WATER		6 targets 9 indicators	6 67%	2 22%	1 11%	
15	LIFE ON LAND		8 targets 12 indicators	6 50%	6 50%		
<i>Environmental Development Pillar</i>			36 targets 67 indicators	33 49%	9 13%	8 12%	17 25%

Sources: DKI Jakarta's SDG Progress Reports 2019 and 2020; DKI Jakarta's SDG Monitoring Report - Semester 1 2021; and Indonesia Voluntary National Review (VNR) Report 2021. Data processed.

Legal Development and Governance Pillar

Legal Development and Governance Pillar with its one SDG, namely SDG 16, has 31 indicators. In this SDG, it was recorded that 11 indicators (35.5%) were on the status of target achieved, 7 indicators (22.6%) on track toward target achievement, and 7 indicators (22.6%) still in need of special attention. Data were not available for 6 indicators (19.4%). This Pillar had the highest percentage of indicators being on track toward target achievement among the four development pillars.










Figure 5.5: Sustainable Development Goal Indicator Achievement in Legal Development and Governance Pillar

16	PEACE, JUSTICE, AND STRONG INSTITUTIONS		9 targets 31 indicators	11 35%	7 23%	7 23%	6 19%
<i>Law and Governance Development Pillar</i>			9 targets 31 indicators	11 35%	7 23%	7 23%	6 19%

Sources: DKI Jakarta's SDG Progress Reports 2019 and 2020; DKI Jakarta's SDG Monitoring Report - Semester 1 2021; and Indonesia Voluntary National Review (VNR) Report 2021. Data processed.

Recap Table on the Sustainable Development Goal Achievement Status in DKI Jakarta

Figure 5.6: Recap Table on the Sustainable Development Goal Achievement Status in DKI Jakarta

# SDG				Social	Economy	Environmental	Legal and Governance			
1	NO POVERTY		5 targets 25 indicators	○			8 32%	4 16%	3 12%	10 40%
2	ZERO HUNGER		2 targets 10 indicators	○			5 50%	1 10%	4 40%	
3	GOOD HEALTH AND WELL-BEING		11 targets 34 indicators	○			12 35%	6 18%	7 21%	9 26%
4	QUALITY EDUCATION		7 targets 14 indicators	○			4 29%	4 29%	5 36%	1 7%
5	GENDER EQUALITY		5 targets 15 indicators	○			4 27%	1 7%	9 60%	
6	CLEAN WATER AND SANITATION		6 targets 19 indicators			○	9 47%	7 37%	3 16%	
7	AFFORDABLE AND CLEAN ENERGY		2 targets 3 indicators		○		2 67%	1 33%		
8	DECENT WORK AND ECONOMIC GROWTH		8 targets 20 indicators		○		2 10%	1 5%	17 85%	
9	INDUSTRY, INNOVATION AND INFRASTRUCTURE		6 targets 11 indicators		○		4 36%	4 36%	3 27%	

SDG

Social
Economy
Environmental
Legal and Governance

SDG #	SDG Name	Icon	Targets	Indicators	Social	Economy	Environmental	Legal and Governance	Progress
10	REDUCED INEQUALITIES		4 targets	9 indicators		○			5 (56%) 1 (11%) 2 (22%) 1 (11%)
11	SUSTAINABLE CITIES AND COMMUNITIES		8 targets	16 indicators			○		8 (50%) 1 (6%) 3 (19%) 4 (25%)
12	RESPONSIBLE CONSUMPTION AND PRODUCTION		6 targets	7 indicators			○		1 (14%) 1 (14%) 2 (29%) 3 (43%)
13	CLIMATE ACTION		2 targets	4 indicators			○		3 (75%) 1 (25%)
14	LIFE BELOW WATER		6 targets	9 indicators			○		6 (67%) 2 (22%) 1 (11%)
15	LIFE ON LAND		8 targets	12 indicators			○		6 (50%) 6 (50%)
16	PEACE, JUSTICE, AND STRONG INSTITUTIONS		9 targets	31 indicators				○	11 (35%) 7 (23%) 7 (23%) 6 (19%)
17	PARTNERSHIP FOR THE GOALS		7 targets	14 indicators		○			4 (29%) 7 (50%) 3 (21%)
SDGs			102 targets	253 indicators	○	○	○	○	94 (37%) 34 (13%) 62 (25%) 63 (25%)

= number, SDG = Sustainable Development Goal.

Sources: DKI Jakarta's SDG Progress Reports 2019 and 2020; DKI Jakarta's SDG Monitoring Report - Semester 1 2021; Indonesia Voluntary National Review (VNR) 2021; Ministry of Education, Culture, Research and Technology; DKI Jakarta Health and Education Agencies 2022; Economic Bureau of the Governor Office, and Regional Revenue Agency 2022. Data processed.



The Selamat Datang (Welcome) Monument. Located in the center of the Hotel Indonesia Roundabout, the monument is one of the most famous and iconic landmarks in Jakarta.

6. PRIORITY SUSTAINABLE DEVELOPMENT GOALS IN DKI JAKARTA

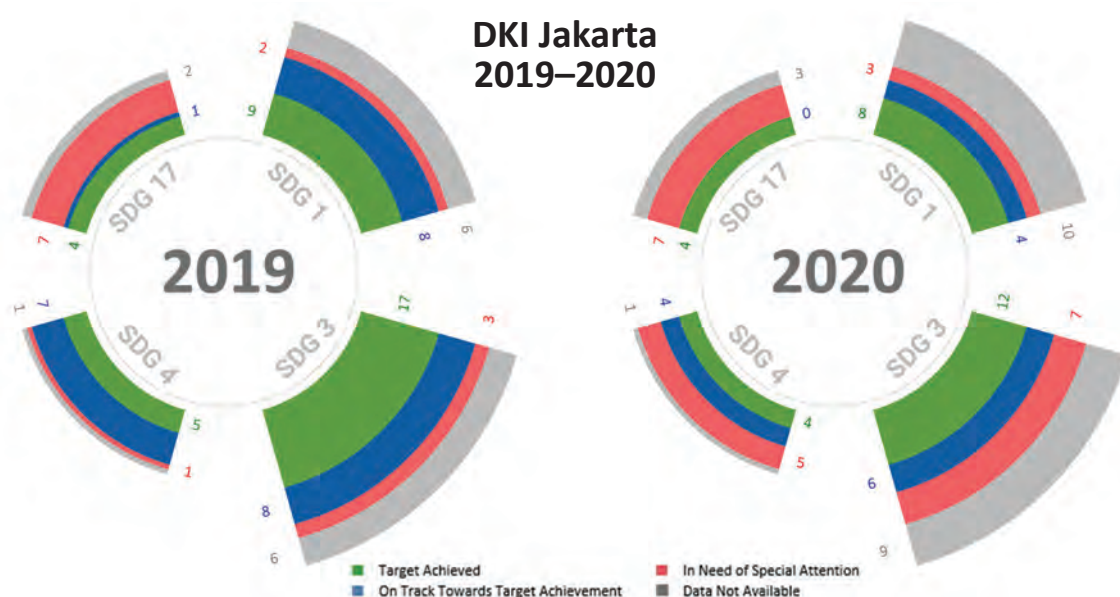
SDGs becoming the focus of the 2021 DKI Jakarta’s VLR were identified by mapping the relevance of each SDG to the condition of DKI Jakarta, especially during the COVID-19 pandemic. The COVID-19 pandemic, which hit the world at the beginning of 2020, has significantly impacted the SDG indicator achievement in DKI Jakarta.

Based on the indicator achievement analysis, there were four SDGs in DKI Jakarta which indicator performance was the most suppressed in 2020, and worsened compared to the previous year. The gap between the indicator achievement and the target also got wider and, therefore, was in need of extra attention from the government and all stakeholders in DKI Jakarta.

In addition, the targets and indicators of these four SDGs are connected to a number of crucial issues that must be handled in an accelerated way in the remaining 2 years of the implementation of the Midterm Development Plan (RPJMD) of DKI Jakarta until October 2022.

Issues surrounding priority SDGs that have become the analysis focus in this VLR process include the achievement snapshot of each goal based on indicators; policies, strategies, programs, projects, nongovernment initiatives; gaps, challenges, and lessons-learned; budget allocations; follow-up activities; government institutions in charge and their partners; and good practice stories from the government and nongovernment partners.

Figure 6.1: Priority Sustainable Development Goal Achievement in DKI Jakarta, 2019–2020



= number, SDG = Sustainable Development Goal.

Sources: DKI Jakarta’s SDG Progress Reports 2019 and 2020; DKI Jakarta’s SDG Monitoring Report - Semester 1 2021; Indonesia Voluntary National Review (VNR) 2021; Ministry of Education, Culture, Research and Technology; DKI Jakarta Health and Education Agencies 2022; Economic Bureau of the Governor Office, and Regional Revenue Agency 2022. Data processed.

SDG 1 No Poverty

Until 2019, DKI Jakarta had shown a positive trend in achieving SDG 1. Of 25 selected indicators, more than half were on the status of target achieved and on track toward target achievement or improving. Meanwhile, only two indicators were on the status of target not achieved, hence, still in need of special attention, and the achievement gap of each indicator was not too wide.

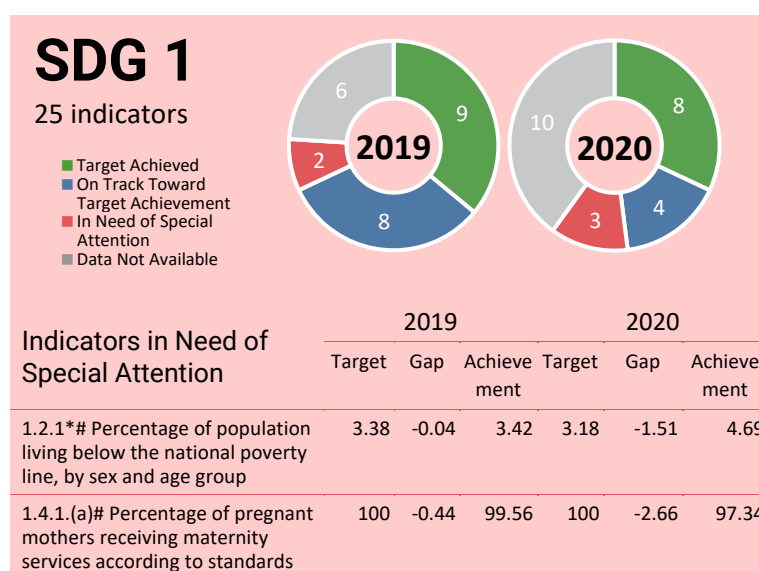
However, as a result of the COVID-19 pandemic, DKI Jakarta's performance in SDG 1 suffered in 2020, indicated by the reduced number of indicators on the status of target achieved and on track toward target achievement or improving, to 12 of the total 25 indicators. This increased the number of indicators on the status of target not achieved or in need of special attention, to 3, with a widening achievement gap in each indicator.

One SDG 1 indicator experiencing a significant impact was the poverty condition, as people's purchasing power plummeted due to the rise of prices of goods and services. This was exacerbated by the loss of people's income, especially the income of the poor and vulnerable group, resulting from job termination as a part of the domino effect of the social restriction policy to control the spread of the COVID-19 virus.

Poverty in DKI Jakarta demonstrated a downward trend 5 years before the pandemic, at 3.42% in 2019. Although not reaching the target of 3.38%, this was the lowest rate since 2012 and far below the national poverty rate, indicating that, in general, the welfare level in DKI Jakarta was higher compared to other regions. However, as has occurred nationally and globally, the pandemic raised the poverty level and deepened the deprivation of the poor population in DKI Jakarta.

In September 2020, the poverty rate in DKI Jakarta reached 4.69%, increased by 1.27% from the previous year, and 1.51% higher than the target of 3.18% (2020). Compared to the rise of national poverty rate of 0.97% during the same period, there was a difference of 0.3%.¹³

Figure 6.2: Sustainable Development Goal 1 Indicators Achievement and Indicators in Need of Special Attention, 2019–2020



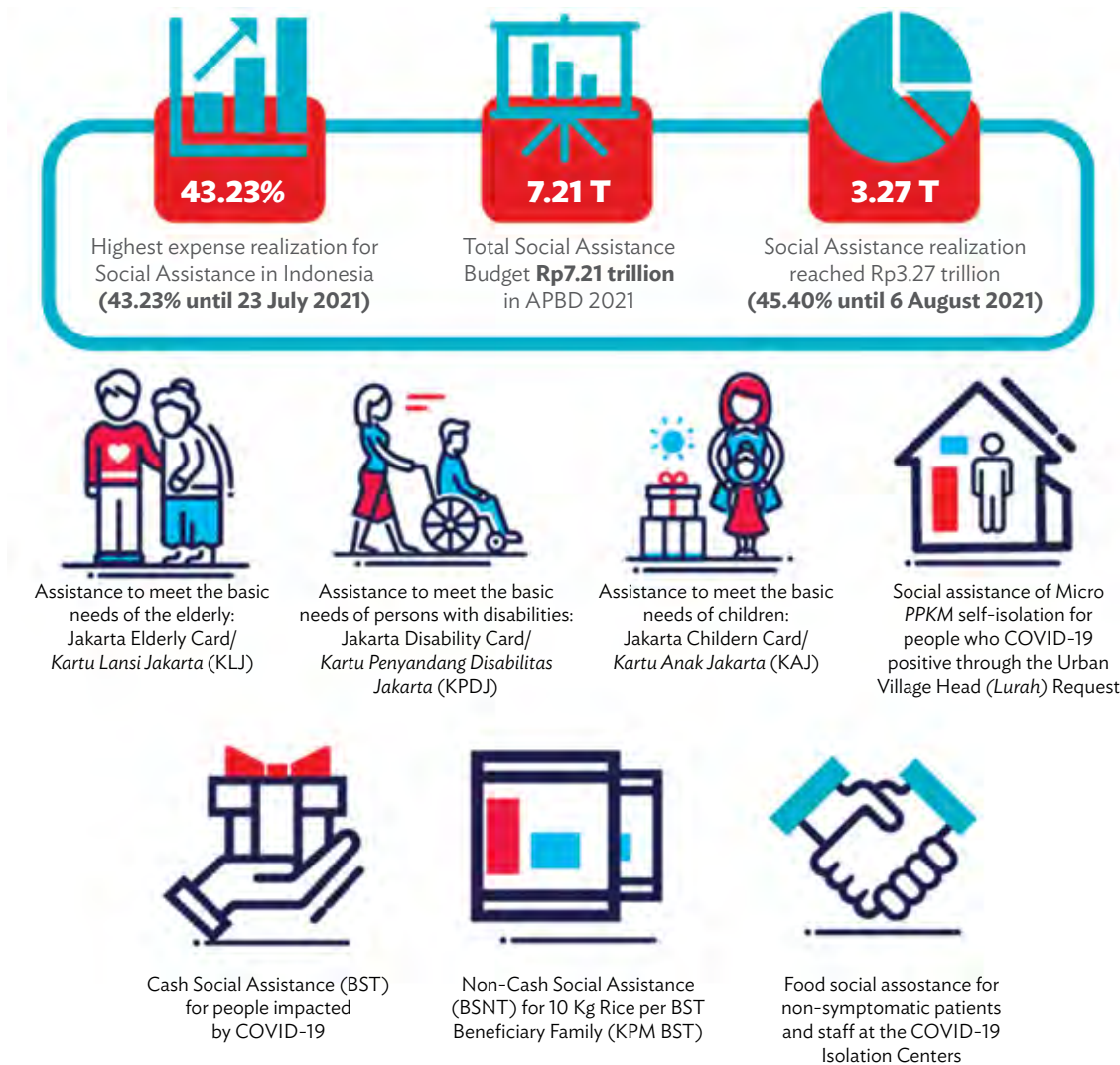
SDG = Sustainable Development Goal.

Sources: DKI Jakarta's SDG Progress Reports 2019 and 2020; DKI Jakarta's SDG Monitoring Report - Semester 1 2021; Indonesia VNR Report 2021; Ministry of Education, Culture, Research and Technology; DKI Jakarta Health and Education Agencies 2022. Data processed.

¹³ In September 2021, the poverty rate in DKI Jakarta was 4.67%, slightly decreased from that in September of the previous year.

The poverty gap between district and cities in DKI Jakarta also widened, especially in Seribu Islands, reaching 14.87% in 2020, way above the poverty percentage in other cities. Another indicator affected by COVID-19 and in need of special attention was the proportion of pregnant mothers receiving maternity services according to the standard. In 2019, the achievement of this indicator was almost 100% and in line with the target, but it then declined to 97.34% in 2020.

Figure 6.3: Recap of Social Assistance in DKI Jakarta to Reduce the Impact of the COVID-19 Pandemic

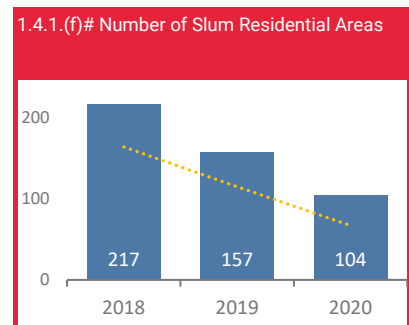
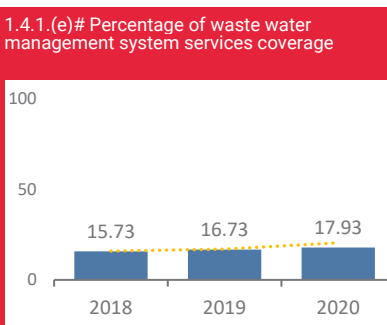
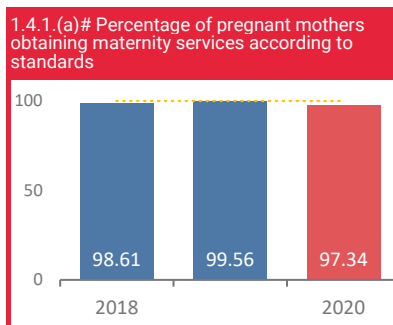

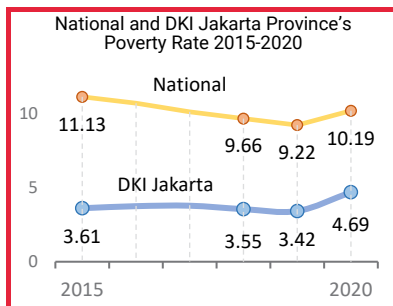


APBD = Local Budget, COVID-19 = coronavirus disease 2019, Rp = rupiah, T = trillion.

Source: Rise Jakarta – The New Face of DKI Jakarta in 2021.

Portrait of SDG 1 Indicator Achievement

- Target Achieved
- On Track toward Target Achievement
- In Need of Special Attention
- Data Not Available
- Target



SDG 1 Scorecard

Code	Indicators	2018	2019	2020
1.2.1*	Proportion of population living below the national poverty line, by sex and age group	3.55	3.42	4.69
1.3.1.(a)	Proportion of population enrolled in health insurance through the National Social Security System (SJSN) for Health	98.00	98.03	97.70
1.3.1.(b)	Proportion of participants of the social insurance for employment program		150.05	205.90
1.3.1.(c)#	Percentage of people with social welfare issues (PMKS) whose basic rights are fulfilled	25.05	87.27	92.24
1.3.1.(d)	Number of households obtaining the conditional cash transfer/Family Hope Program	65,368.00		102,345.00
1.4.1.(a)#	Percentage of pregnant mothers obtaining maternity services according to standards	98.61	99.56	97.34
1.4.1.(b)#	Percentage of advanced immunization coverage on children aged 12–23 months	63	95.5	83.5
1.4.1.(c)	The prevalence rate of the use of contraceptive methods (CPR) in all ways in couples of childbearing age (PUS) 15–49 years who are married	60.61		
1.4.1.(d)#	Percentage of clean water services coverage	60.38	63.16	
1.4.1.(e)#	Percentage of wastewater management system services coverage	15.73	16.73	17.93
1.4.1.(g)	Net participation rate (APM) for primary school/Islamic primary school/equivalent	95.39	93.44	96.24
1.4.1.(h)	Net participation rate (APM) for junior high school/Islamic junior high school/equivalent	81.86	83.25	84.58
1.4.1.(i)	Net participation rate (APM) for senior high school/Islamic senior high school/equivalent	79.94	86.60	80.97
1.4.1.(j)#	Percentage of citizenship and civil registry document ownership coverage	60.01		83.21
1.4.1.(k)	Percentage of poor and vulnerable households using electricity as the main power source	100.00		
1.4.1.(f)#	Number of slum residential areas	217.00	157.00	104.00
1.5.1*	Number of deaths, missing persons and directly affected persons attributed to disasters per 100,000 population			
1.5.1.(a)	Number of local disaster risk reduction strengthening locations	76.00	200.00	
1.5.1.(b)	Fulfillment of basic needs of victims of social disasters (person)	36,447	38,706	
1.5.1.(c)#	Percentage of assistance given during post-disaster	100.00	100.00	100.00
1.5.1.(e)	Index on disaster risk at high-risk growth centers			
1.5.2.(a)	Amount of direct economic loss caused by disasters	238.90	322.00	
1.5.3*	Disaster risk reduction strategy document (PRB) at the national and local level	2.00	2.00	
1.a.1*	Proportion of resources directly allocated by the government for poverty eradication programs	9.59	10.78	
1.a.2*	Spending on essential services (Health)	6,759.00	6,763.00	7,268.00
	Spending on essential services (Education)	21,813.00	24,090.48	
	Spending on essential services (Social Protection)	981.00	1,425.00	623.00

SDG = Sustainable Development Goal.

Sources: DKI Jakarta's SDG Progress Reports 2019 and 2020; DKI Jakarta's SDG Monitoring Report - Semester 1 2021; Indonesia Voluntary National Review (VNR) Report 2021; Ministry of Education, Culture, Research and Technology; DKI Jakarta Health and Education Agencies 2022. Data processed.

SDG 1 End Poverty in All its Forms Everywhere

Matrix of Key Issues and Recommendations

Target	Policy, Strategy, and Program of the Provincial Government of DKI Jakarta and Nongovernment Initiative	Issues, Challenges, and Lessons Learned	Moving Ahead
<p>1.2. By 2030, reduce at least by half the proportion of men, women and children of all ages living in poverty in all its dimensions according to national definitions</p>	<p>Strategy and Program of the Provincial Government of DKI Jakarta</p> <ul style="list-style-type: none"> ■ Innovation in social protection, with continuously increased beneficiary coverage. ■ Jakarta Senior Citizen Card (<i>Kartu Lansia Jakarta (KLJ)</i>) to 73,649 persons aged >60 years, with an amount of Rp600 thousand/person/month for 1 year. ■ Jakarta Children Card (<i>Kartu Anak Jakarta (KAJ)</i>), for children from pre-prosperous families aged 0–6 years, with assistance of Rp300 thousands per month for 1 year and can be withdrawn through Bank DKI ATM. Besides cash, other benefits received by KAJ recipients are free access to Transjakarta, ease to buy subsidized food, and being automatically listed as a member of JakGrosir. ■ Jakarta Disability Card (<i>Kartu Penyandang Disabilitas Jakarta [KPDJ]</i>) to 9,569 people, with assistance of Rp300 thousand/person/month, can be withdrawn every 3 months cumulatively. Other benefits received by KPDJ recipients are: ease in using public facilities, like free rides on Transjakarta; food subsidy on Jakgrosir in the form of rice, beef, chicken, fish, and eggs; and discounts for buying groceries. ■ Assistance of school or college fees through Jakarta Smart Plus Card (<i>Kartu Jakarta Pintar Plus [KJP Plus]</i>) to 870,565 recipients (Phase I) and 849,291 recipients (Phase II) with a total assistance of Rp3,902,208,600,00.00, and Jakarta Excellent University Student Card (<i>Kartu Jakarta Mahasiswa Unggul [KJMU]</i>) to 9,145 recipients (Phase I) and 10,264 recipients (Phase II) with a total assistance of Rp174,681,000,000.00. 	<ul style="list-style-type: none"> ■ Due to the COVID-19 pandemic, more and more companies temporarily laid off their workers (with or without pay) or even terminated their jobs, resulting in the increasing number of vulnerable groups who experienced a reduction or even loss of income, and eventually fell into poverty. ■ The poverty rate in DKI Jakarta is at the lowest point – hardcore poverty in need of a breakthrough, not business as usual to achieve the target set 	<ul style="list-style-type: none"> a. Promote and facilitate the emergence of more collaborative innovations with nongovernment partners, in multiple fields, ranging from the economic sector, employment, education and health to food and housing assistance, to meet the basic needs of the poor and the most vulnerable affected by the COVID-19 pandemic. b. Provide economic incentives to the real sector, especially MSMEs/industri kecil dan mikro (IKM) actors, as well as improve and expand economic empowerment schemes for the poor and vulnerable people. <p>➔ Expand the coverage and value of benefits of inclusive social protection schemes based on a life-cycle approach to</p>
<p>1.3. Implement nationally appropriate social protection systems and measures for all, including the poorest, and by 2030 achieve substantial coverage of the poor and the vulnerable.</p>			
<p>1.4. By 2030, ensure that all men and women, in particular the poor and the vulnerable, have equal rights to economic resources, as well as access to basic services,</p>			

ownership and control over land and other forms of property, inheritance, natural resources, appropriate new technology and financial services, including microfinance

1.5. By 2030, build the resilience of the poor and those in vulnerable situations and reduce their exposure and vulnerability to climate-related extreme events and other economic, social and environmental shocks and disasters

- Jakarta Workers Card (Kartu Pekerja Jakarta [KPJ]) to 23,000 workers in 2020, with benefits including: (Transjakarta access in 13 corridors for free, cheap food subsidy, becoming member of Jakgrosir, children of KPJ holders also receiving KJP Plus).
- Financing the contributions of Jaminan Kesehatan Nasional (JKN) Badan Penyelenggara Jaminan Sosial (BPJS) participants for the category of recipients of DKI Jakarta regional contribution assistance.
- Service, Supervision, and Social Control Task Force (Satuan Tugas Pelayanan, Pengawasan dan [Satgas P3S]) to help people in need of social welfare services (pemerlu pelayanan kesejahteraan sosial [PPKS]). The number of the Satgas P3S' officers are 439 with 43 command posts, watching over more than 300 PPKS vulnerable points in DKI Jakarta. Satgas P3S conducts education and outreach to PPKS, such as helping People with Mental Problems (Orang Dengan Gangguan Jiwa [ODGJ]) to the hospital, then sending PPKS to panti sosial bina insan (PSBI), to be sent to 22 homes according to their groups.
- Cheap staple food subsidy given to poor and vulnerable groups.
- Providing food and drinks to thousands of socially rehabilitated people (warga binaan sosial [WBS]) in 22 social homes under the Social Affair Office of DKI Jakarta.
- Cash social assistance (bantuan sosial tunai [BST]) for people impacted by COVID-19 to meet basic needs. BST is distributed in six phases to more than 1 million recipient families, with the assistance value of Rp300.000, through ATM Card, collaborating with Bank DKI. BST recipients also receive Non-Cash Social Assistance in the form of 10 kg of premium rice from the DKI Jakarta Provincial Government.
- Improving the mechanism for social assistance implementation and distribution in a sustainable manner, including the transformation from social assistance in the form of goods to non-cash in the third quarter of 2020.

in the SDG Regional Action Plan (RAD).

- Achievement gap between district and cities in DKI Jakarta, with poverty remaining high in Seribu Islands, reaching 14.87% in 2020, far above the level of national poverty.
- Existing data for poverty reduction and social protection targeting still suffers from considerable inclusion and exclusion errors.
- Fragmentation of social protection programs, ranging from the targeting mechanism, target groups, institutional arrangements, implementation, to monitoring and evaluation.
- Coverage and size of benefits of national and local social protection schemes are limited, particularly in response to the wide socioeconomic impact of the COVID-19 pandemic.

effectively reach the poorest and the most vulnerable groups (i.e., persons with disabilities, the elderly, children, and women).

- ➔ Give special attention to Seribu Islands with its very high poverty rate through affirmative policy and innovations to lighten the expense load and increase people's purchasing power, especially poor and vulnerable people.
- a. Conduct periodic data verification and validation to update the Integrated Social Welfare Data (DTKS) managed by the Ministry of Social Affairs (MoSA).
- b. Carry out horizontal and vertical harmonization of social protection, starting from alignment of the MoSA's managed DTKS with population data and local data, targeting of local and national social protection programs, institutional arrangements, and implementation, to program monitoring and evaluation.
- c. Increase the coverage and value of benefits of

Large-Scale Social Collaboration Platform (KSBB)

KSBB is a collaboration movement initiated by the DKI Jakarta Provincial Government and managed by Jakarta Development Collaboration Network (JDCN) to match various resource owners with the people's needs, especially during the COVID-19 pandemic.

- KSBB in Food with 120 collaborators, 582 collaborations, and almost 100,000 beneficiary families.
- KSBB in MSMEs with facilities and infrastructure assistance packages, capital loan, and Integrated Entrepreneurial Development (Pengenbangan Kewirausahaan Terpadu [PKT]/Jakpreneur) training from the Social Affairs Office, with members of more than 2,314 new entrepreneurs (Productive Economic Business and Joint Business Group) at the ultra-micro segment to empower the poor and the vulnerable.
- Empowering community entrepreneurship through Jakpreneur by Dinas Pemberdayaan Perlindungan Anak dan Pengendalian Penduduk (DPPAPP), with 5,060 active members across DKI Jakarta.
- Job training through online system and with mobile training unit to bring training centers closer to the community. Vocational training via online (culinary art, fashion, computer).

Nongovernment initiatives

- Collaboration by Wahana Visi Indonesia (WVI) in the Cope-Recovery program with 16,381 beneficiaries from April to September 2020: non-cash assistance in the form of e-cash and e-voucher for buying needs in small kiosks around the people's housing, cooperating with donors like HSBC, MasterCard, and DOW Chemical.
- Community-Owned Enterprises (BUMAS) for poor people by Rumah Zakat.
- Wiranesia Incubator: The beginner and upper class MSMEs Incubation Program by Wiranesia Foundation. Using the penta helix approach (government, private sector, educational institution, media, cooperative, and community), Yayasan Wirahusaha Indonesia has

■ Limited access and information make it difficult to fulfill the needs of the poor and vulnerable groups.

■ Poverty is closely related to basic services, such as health and education, thus there is a need to improve poor and vulnerable people's access to quality health and education services.

■ Slum residential issues are still high, becoming pockets of poor and vulnerable population in DKI Jakarta.

social protection programs and ensure better alignment between the targeting of national and subnational social protection programs.

- a. Facilitate access and information between resource owners and groups of poor and vulnerable people by strengthening and expanding the KSBB scheme.
- b. Build a complaint handling system in the form of a Single Window Social Service, which proactively reaches out to the poor and the vulnerable to identify and handle their complaints by linking them with service providers.
- a. Increase quality and affordable universal health coverage to ensure the enrollment of all poor and vulnerable people.
- b. Improve the equality of educational services at the basic and intermediate level without discrimination, free of charge, and high quality.

➔ Develop clean, healthy, safe, comfortable, and affordable housing through the

Target

Policy, Strategy, and Program of the Provincial Government of DKI Jakarta and Nongovernment Initiative

Issues, Challenges, and Lessons Learned

Moving Ahead

assisted and upgraded the scale of MSMEs businesses, and prepared access to capital.

- Handling disasters with the focus of handling COVID-19, distributing nine staple food packages for self-isolation by TAGANA.
- Cooperating with the Environmental Office of DKI Jakarta, Gojek and Pegadaian, Tunas Muda Care held a program to empower orphans with a scholarship of Rp300,000 per month, and productive business for their guardians.
- BAZNAS (BAZIS) of DKI Jakarta carried out the Donation and House Upgrade for the Poor Program, Donation for Orphans, Education Assistance for Poor University Students, and *Difabis Café*.
- Buddha Tzu Chi Foundation participated in the program of *Bebenah Kampung* (Urban Village Improvement), and Relocation Assistance for People living on the riverbank.
- Distributing food assistance in the form of staple food packages to people impacted by COVID-19, especially poor and vulnerable groups by various nongovernmental entities.

- The disaster-prone environment and the climate crisis deepen the vulnerability and suffering of the poor and the vulnerable.

collaboration between parties according to good governance principles (transparent, accountable, responsive, inclusive, representative, and participative) to reduce the residential backlog.

- Ensure a resilient environment against disasters and climate crisis to minimize the impact (economic, social) on poor and vulnerable people.

Total
Realization of
Government
Budget

Fiscal Year of 2019

Rp2,519.59 Billion

Fiscal Year of 2020

Rp5,060.26 Billion

CUSTODIANS AND PARTNERS

OPD DKI Jakarta Province

- Environmental Office
- Citizenship and Civil Registry Office
- Health Office

Nongovernment Partners

120 collaborators from nongovernment elements, including:

Philanthropic Organizations

- BAZNAS (BAZIS)

CUSTODIANS AND PARTNERS

- Empowerment, Child Protection, and Population Control Office
- Education Office
- People's Housing and Residential Areas Office
- Social Office
- Water Resources Office
- Manpower, Transmigration, and Energy Office
- Local Disaster Management Office

STATE-OWNED ENTERPRISE

Pegadaian

Nongovernment Partners

- Rumah Zakat
- Buddha Tzu Chi Foundation

Civil Society Organizations

- TAGANA
- Tunas Muda Care
- Wahana Visi Indonesia (WVI)
- Wiranesia Foundation

Private Sector

- DOW Chemical
- Gojek
- HSBC
- MasterCard



Jakarta Senior Citizen Card (*Kartu Lansia Jakarta [KLJ]*).
Photo taken before the COVID-19 pandemic.

Government Good Practice: Empowering MSMEs and MSIs through Integrated Entrepreneurship

DKI Jakarta is home to 1.1 million micro, small, and medium-sized enterprises (MSMEs), contributing to the economy and providing the needs of the people of Jakarta, as well as mobilizing 94% of the capital's economy.

In this case, MSMEs and micro and small industries (MSIs) play a crucial role in supporting economic growth, especially in creating jobs or reducing unemployment and decreasing poverty. Hence, it is necessary to empower MSMEs and MSIs so they can continue to grow and are able to face various challenges, particularly during the COVID-19 pandemic, when mobility is restricted, causing the earnings of MSMEs and MSIs to plummet.



An applicator company. Facilitating the sale of SMEs products through its digital platform.

The Provincial Government of DKI Jakarta, through the Industry, Trade, Cooperative, Small, and Medium Enterprise Office (DPPKUKM) has played an active role by developing the MSMEs and MSIs Empowerment Program through the Integrated Entrepreneurial Development (PKT) with seven stages: registration, training, mentoring, licensing, marketing, financial reporting, and capital facilitation.

By engaging various nongovernment elements, such as universities, marketplace, private companies, and the community, the MSMEs and MSIs empowerment program has run with several activities in an integrated manner.

The entrepreneurial mentoring to MSMEs, MSIs, and potential entrepreneurs was done by mentors at the subdistrict level to create a business or develop their business through the integrated entrepreneurial development program. Entrepreneurship development and the growth of new industrial entrepreneurs were carried out by providing hard-skill and soft-skill training, both funded by the Local Budget (APBD) Development Program (PKT) and collaboratively (non-APBD). MSMEs and MSIs actors received hard-skill training such as culinary, fashion, crafting, and soapmaking.



MSMEs food bazaar event in Jakarta.
Photo taken before the COVID-19 pandemic.

The soft-skill training at the local level included materials such as building and shaping entrepreneurial spirit; a strategy to see business opportunities for micro, small, and medium-sized enterprises; and initiating business by using online media.

Meanwhile, the MSME Bazaar event was done by offline sales, and online through the website link managed by the local offices of five administrative cities in DKI Jakarta.

In 2020, participants of hard-skill and soft-skill training, both funded by APBD and through collaborations, reached 48,976 MSME actors or potential entrepreneurs and 16,268 MSI actors or potential entrepreneurs. In addition, there were 85,746 new entrepreneurs registered in Jakpreneur. In general, with this empowerment program, MSMEs and MSIs can continue to operate during the pandemic and this has helped to reduce unemployment and poverty.

The COVID-19 pandemic situation resulting in restrictions in the people's activities and interaction has become a challenge as well as a means to conceive several opportunities for MSME and MSI actors. People's habits and life patterns changed, including MSME and MSI actors, who began to learn to use information technology in various activities, such as online zoom training and online bazaars.

In addition, the pandemic has stimulated collaboration between the government and nongovernment partners to improve economic activities through the MSMEs Large-Scale Social Collaboration (KSBB). Currently, as many as 289,201 MSMEs are registered as members of Jakpreneur in the KSBB in the MSMEs platform.

To make the many MSMEs and MSIs continue to grow and provide significant contribution to the capital city's economy, this economic actor empowerment program has great potential to be expanded and continued going forward, using APBD or by collaborating with relevant stakeholders.

Nongovernment Good Practice: Difabis Café: Collaboration to Empower People with Disabilities

To help, protect, and empower people with disabilities in DKI Jakarta, the National Amil Zakat Agency (BAZIS) of DKI Jakarta initiated a special program for people with disabilities.

In general, this inclusive program is divided into two:

1. Free meal vouchers given to unproductive disability groups, where in many cases, they become a burden to their families, who are also poor. These vouchers can be claimed using application in partners' stalls or kiosks by eating there or the kiosk management would send the food to the



Difabis Café Barista Training. Difabis Café barista training and workshop on coffee machines for the deaf and people with physical disabilities (photo from the National Amil Zakat Agency [BAZIS] of DKI Jakarta).



Difabis Café. A barista serving a customer in Difabis Café in Jakarta (photo from the National Amil Zakat Agency [BAZIS] of DKI Jakarta).

beneficiaries' homes. This program has been going on for 2 years and has fed 1,114 beneficiaries every day.

2. Certified training for youth with disabilities according to their interest and potential, such as training package for Culinary Arts and Graphic Design for the deaf. BAZNAS BAZIS DKI Jakarta specifically made the Difabis program for this target group.

Through Difabis, people with disabilities built communities and networks, as well as trained and sharpened their entrepreneurial skills, especially to boost their confidence in marketing products. At the early stage, kiosks were established, which sold tea and coffee drinks, as well as other snacks in third spaces across Jakarta.

This Difabis Program is the best showcase for people with disabilities to show their potential, expertise, and skills. It is also expected to give experiences to users of third spaces, that is, spaces between the home and workplace, to gain experience interacting equally and inclusively.

In its implementation, BAZNAS BAZIS DKI has established collaboration with many parties, including:

- (i) the Office of Industry and Trade and Cooperative, Small, and Medium Enterprise (PPKUKM) of DKI Jakarta through the Jakpreneur program as the regulator as assistance provider;
- (ii) PT MRT as the area provider;
- (iii) Komite Advokasi Penyandang Disabilitas Indonesia ([KAPDI]) or Indonesia Disability Advocacy Committee Jakarta;
- (iv) Sekolah Menengah Kejuruan Negeri ([SMKN]) 32 Jakarta, SMKN 6 Jakarta, and SLB Santirama Jakarta;
- (v) MSMEs in Jakarta and outside Jakarta as product vendors for Difabis Café, such as Gin Coffee Shop, Honey Loaf Bakery, Jakarta Cheese Factory, Kopi Djoyo Wonosobo, TAMZIS, and Yoboy Cup; and
- (vi) printed and electronic media as the conveyor of information on Difabis BAZNAS BAZIS DKI to the community.

Activities of Difabis BAZNAS BAZIS DKI include:

- (i) conducting barista training and workshop on coffee machines for the deaf and people with physical disabilities;
- (ii) opening coffee and tea shops to apply skills learned in the barista training;
- (iii) conducting online marketing training and applying them in activities in the Difabis Café; and
- (iv) participating in bazaar activities held by the Office.

The Difabis Program that has been running for almost 1 year provided direct benefits to 10 people with disabilities: 9 people who are deaf and 1 person with a physical disability. Of these 10, 4 people with disabilities who are deaf have learned for 6 months in Difabis Café. They became more confident and have now been accepted to work in larger companies in Jakarta. Meanwhile, 6 other people with disabilities are still learning in Difabis Café. The most important impact is that Difabis has become the bridge, connecting disability groups with the general public.

The challenges and lessons learned from the Difabis Program are quite varied because each person with disability has strengths and weaknesses, as well as the potential to be independent. Patience and persistence in helping and assisting people with disabilities are key to the success of the Difabis Program. In addition, it needs extra effort to be able to communicate well and understand information conveyed by people with disabilities, especially the deaf and mute.

During the COVID-19 pandemic, the main challenge is trying to adapt with restriction regulations and health protocol. Especially for the mute, one form of communication they can understand is by reading the lips of people they talk to, and this becomes more difficult due to the mandate that people have to wear masks.

By looking at the positive impact on the community and also the many people with disabilities uncovered by Difabis, this inclusive program has a large opportunity to be continued, developed, and replicated in other locations and cities. In the near future, with the collaboration commitment from Regional Owned Enterprises such as MRT and Trans Jakarta, DIFABIS kiosks will be replicated in several other stations in Jakarta. It is hoped that the Difabis Café expansion will also boost the number of people with disabilities that are helped and reached as well as make more people understand and appreciate people with disabilities.



Difabis Café. A barista serving customers including a poor woman in Difabis Café in Jakarta (photo from the National Amil Zakat Agency [BAZIS] of DKI Jakarta).

SDG 3 Good Health and Well-Being

During the pandemic, SDG 3 has suffered the most impact, because DKI Jakarta became the COVID-19 epicenter, with the highest average infected number of patients and daily mortality in Indonesia. High density and mobility as well as the high number of commuters working within and going out of the capital has also driven the spread of COVID-19.

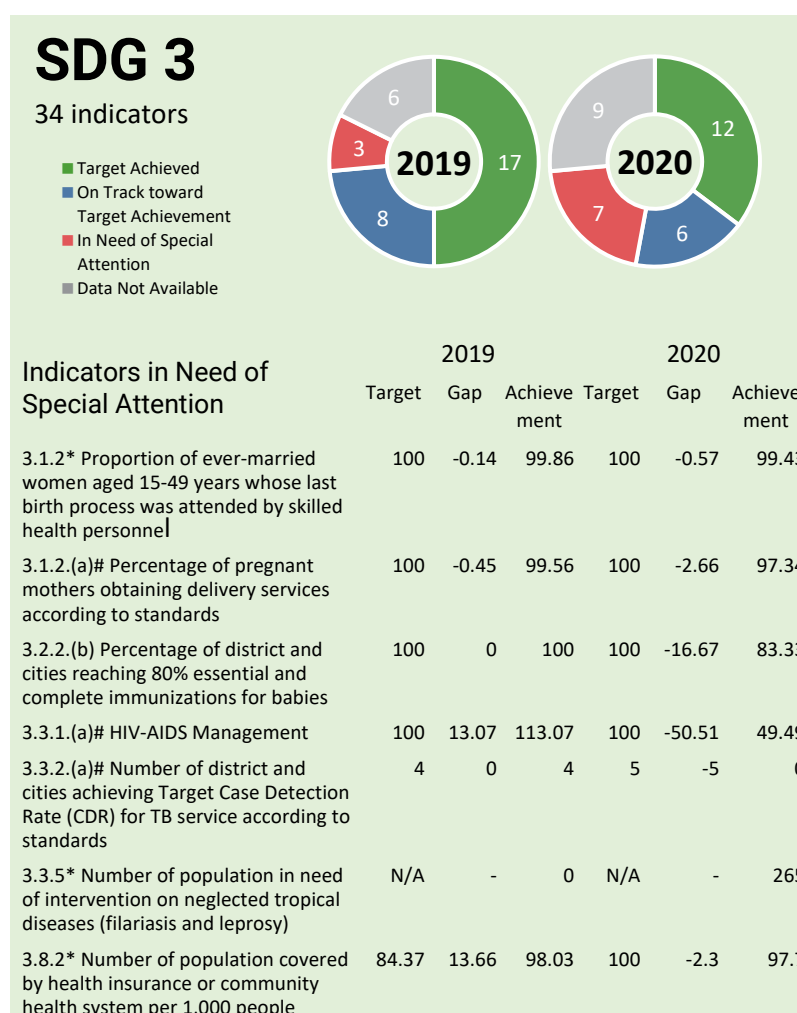
Many government programs and activities to achieve SDG 3 targets bore significant budget cuts resulting from the government's declining financial capability and budget refocusing to handle the COVID-19 pandemic, in terms of both health and other aspects. At the same time, the alternative financing source from the business world, philanthropies, and civil society organizations was also disrupted by COVID-19.

The number of SDG 3 indicators on the status of target not achieved or in need of special attention increased, from 3 indicators in 2019 to 7 or approximately one-fourth of the total 34 indicators in 2020, with a wide gap between achievements and targets. A number of important indicators showed a declining trend in 2020.

Proportion of pregnant, in delivery, and post-delivery mothers obtaining services according to standard decreased, with an average decrease of 2%–3% from the previous year. The percentage of districts and cities in DKI Jakarta reaching 80% full and complete immunization for babies also dropped, from 100% in 2019, to 83.33%.

On health insurance, even though its coverage reached 97.7% in 2020, it still requires attention to make sure that

Figure 6.4: Sustainable Development Goal 3 Indicators Achievement and Indicators in Need of Special Attention, 2019–2020



SDG = Sustainable Development Goal.

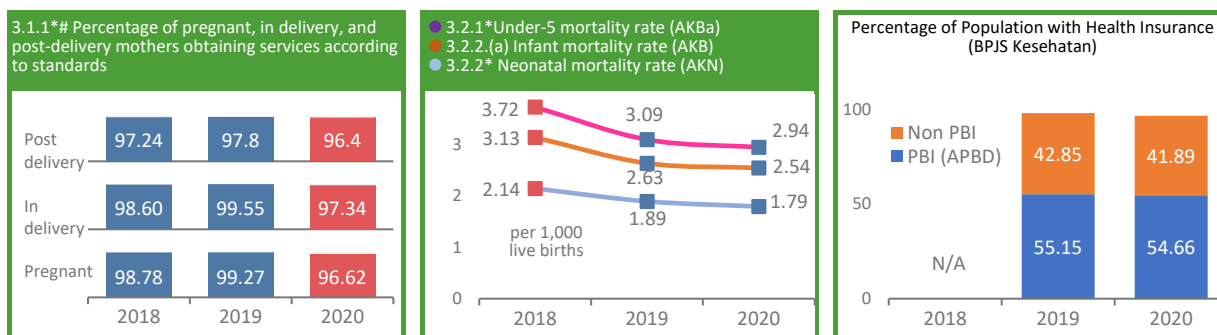
Sources: DKI Jakarta's SDG Progress Reports 2019 and 2020; DKI Jakarta's SDG Monitoring Report - Semester 1 2021; Indonesia VNR Report 2021; DKI Jakarta Health Agency 2022. Data processed.

everyone has access to health services that are promotive, preventive, curative, rehabilitative, and of high quality with affordable price. The universal health insurance coverage is also one of the efforts to prepare a community that is resilient against the pandemic crisis in the future.

Several other indicators that showed declining trends or below the target include HIV-AIDS management issue, achievement of the case detection rate (CDR) target for tuberculosis (TB) service according to standards, and intervention on neglected tropical diseases (filariasis and leprosy).

Portrait of SDG 3 Indicator Achievement

- Target Achieved
- On Track toward Target Achievement
- In Need of Special Attention
- Data Not Available
- Target



SDG 3 Scorecard

Code	Indicators	2018	2019	2020
3.1.1*	Maternal Mortality (AKI)	55.1	57.48	70.09
3.1.2*	Proportion of ever-married women aged 15–49 years whose last birth process was attended by skilled health personnel	99.72	99.86	99.43
3.1.2.(a)#	Percentage of pregnant mothers obtaining delivery services according to standards	98.61	99.56	97.34
3.2.1*	Under-five mortality rate (AKBa) per 1,000 live births	3.72	3.09	2.94
3.2.2*	Neonatal mortality rate (AKN) per 1,000 live births	2.14	1.89	1.79
3.2.2.(a)	Infant mortality rate (AKB) per 1,000 live births	3.13	2.63	2.54
3.2.2.(b)	Percentage of district or cities reaching 80% essential and complete immunization for babies	100.00	100.00	83.33
3.3.1.(a)#	HIV-AIDS Management	94.67	113.07	49.49
3.3.2.(a)#	Number of district or cities achieving target case detection rate (CDR) for TB service according to standards	5.00	4.00	0.00
3.3.3*	Incidence of Malaria per 1,000 people	0.00	0.00	0.00
3.3.3.(a)	Number of district or cities achieving malaria elimination	6.00	6.00	6.00
3.3.4.(a)	Percentage of district or cities carrying out early detection of hepatitis B infection	100	100	100
3.3.5*	Number of populations in need of intervention on neglected tropical diseases (filariasis and leprosy)	39	0	265
3.3.5.(a)#	Proportion of new leprosy case findings without disability*	85	85	92.21
3.3.5.(b)	Number of district or cities with filariasis elimination (successfully passed the transmission assessment survey stage 1)	6	6	6
3.4.1.(a)#	Percentage of Puskesmas implementing integrated noncommunicable disease service (PANDU PTM)	84	86.36	100.00
3.4.1.(b)#	Percentage of population suffering from hypertension obtaining health services according to standards	33.56	24.46	41.04
3.4.1.(c)	Prevalence of obesity in population aged 18 years	45.4		24.44
3.4.2*	Incidence rate caused by suicide			
3.4.2.(a)	Number of district or cities that have Puskesmas carrying out mental health services	6	6	6
3.5.1.(e)	Prevalence of drug abuse			
3.5.2*	Alcohol consumption (liter per capita) by population aged >=15 years within the last year			
3.7.1*	Proportion of reproductive age women (15–49 years) or their spouse needing family planning and using modern contraceptives	40.70	51.20	
3.7.1.(a)	The prevalence rate of the use of contraceptive methods (CPR) in all ways in couples of childbearing age (PUS) 15–49 years with marital status	42.8	62.1	
3.7.1.(b)	Usage rate of modern, long term contraceptive methods (MKJP)	29.38	32.90	
3.7.2*	Fertility rate for women aged 15–19 years (age specific fertility rate/ASFR)	25.00		
3.7.2.(a)	Total fertility rate (TFR)	2.36	2.45	
3.8.1.(a)#	Percentage of health issue intervened by door knocking and serving with heart team (KPLDH)	30	40	50
3.8.2*	Number of populations covered by health insurance or community health system per 1,000 people	98.00	98.03	97.70
3.8.2.(a)	Coverage of national health insurance	98.00	98.03	97.70
3.9.3.(a)	Proportion of mortality caused by poisoning			
3.a.1*#	Proportion of families with healthy family index (indeks keluarga sehat [IKS]) of healthy	48.93	41.96	46.4
3.b.1.(a)#	Percentage of health service facilities owned by the Provincial Government of DKI Jakarta that have drug availability according to standards	98.70	98.70	99.89
3.c.1*	Density and distribution of health personnel	6.33	6.09	6.63

SDG = Sustainable Development Goal.

Sources: DKI Jakarta's SDG Progress Reports 2019 and 2020; DKI Jakarta's SDG Monitoring Report - Semester 1 2021; Indonesia VNR Report 2021; DKI Jakarta Health and Education Agencies 2022; and DKI Jakarta Strategic Environmental Assessment (Kajian Lingkungan Hidup Strategis [KLHS]) 2021. Data processed.

SDG 3 Ensure Healthy Lives and Promote Well-Being for All at All Ages

Matrix of Key Issues and Recommendations

Target	Policy, Strategy, and Program of the Provincial Government of DKI Jakarta and Nongovernment Initiative	Issues, Challenges, and Lessons Learned	Moving Ahead
<p>3.1. By 2030, reduce the global maternal mortality ratio to less than 70 per 100,000 live births.</p>	<p>Strategy and Program of the Provincial Government of DKI Jakarta</p> <ul style="list-style-type: none"> ■ Transformation in local hospitals: changed branding, services, facilities, organizations, and facilities and infrastructure, competing with national and international private hospitals. ■ RS Tarakan: Integrated Clinic for Violence against Children. Collaboration between Health Office and DPAPP, Police, and other relevant parties. ■ Web-based health service information platform (<i>Jakarta Sehat</i>). ■ Service integration information platform, and improved government services through CLM feature application. 	<ol style="list-style-type: none"> 1. Hardest hit by the COVID-19 pandemic, SDG 3 experienced considerable reduction of budget due to government's declining financial capacity and budget refocusing for handling the COVID-19 pandemic, both in terms of health and other aspects. 2. Conditions like budget efficiency, limited service in health facilities, and restricted gathering activities require innovative and collaborative strategies based on integrated and real time data. 	<ol style="list-style-type: none"> a. Promote innovative intervention and financing strategies and schemes in the health sector, as well as to increase and expand collaboration with health service providers from various nongovernmental partners based on integrated and real-time tactics. b. Foster active participation of nongovernment partners (business world, philanthropic bodies, NGOs, CSOs, and more) in implementing integrated health programs and activities, starting from providing regulations as the basis for collaboration to technical aspects of implementation and socialization.
<p>3.2. By 2030, end preventable deaths of newborns and children under 5 years of age, with all countries aiming to reduce neonatal mortality to at least as low as 12 per 1,000 live births and under-5 mortality to at least as low as 25 per 1,000 live births.</p>	<p>Policy and strategy for handling COVID-19</p> <ul style="list-style-type: none"> ■ Before COVID-19 was detected to have entered Indonesia, in January 2020, the Provincial Government of DKI Jakarta issued a circular letter concerning the Alert Response against Pneumonia Novel Coronavirus (nCoV). ■ Improving health facilities and conducting extensive and intensive health examinations on community groups. ■ Providing locations for quarantine, food support, and other aids and programs. ■ www.corona.jakarta.go.id portal since 6 March 2020 as direct and official source of 	<ol style="list-style-type: none"> 2. Conditions like budget efficiency, limited service in health facilities, and restricted gathering activities require innovative and collaborative strategies based on integrated and real time data. 3. Maintaining optimal provision of general quality health services (including services 	<ol style="list-style-type: none"> b. Foster active participation of nongovernment partners (business world, philanthropic bodies, NGOs, CSOs, and more) in implementing integrated health programs and activities, starting from providing regulations as the basis for collaboration to technical aspects of implementation and socialization. a. Provide optimal health services to the community
<p>3.3. By 2030, end the epidemics of AIDS, tuberculosis, malaria and neglected tropical diseases and combat hepatitis, water-borne diseases and other</p>	<ul style="list-style-type: none"> ■ Before COVID-19 was detected to have entered Indonesia, in January 2020, the Provincial Government of DKI Jakarta issued a circular letter concerning the Alert Response against Pneumonia Novel Coronavirus (nCoV). ■ Improving health facilities and conducting extensive and intensive health examinations on community groups. ■ Providing locations for quarantine, food support, and other aids and programs. ■ www.corona.jakarta.go.id portal since 6 March 2020 as direct and official source of 	<ol style="list-style-type: none"> 3. Maintaining optimal provision of general quality health services (including services 	<ol style="list-style-type: none"> a. Provide optimal health services to the community

Target

communicable diseases.

3.4. By 2030, reduce by one third premature mortality from noncommunicable diseases through prevention and treatment and promote mental health and well-being.

3.5. Strengthen the prevention and treatment of substance abuse, including narcotic drug abuse and harmful use of alcohol.

3.7. By 2030, ensure universal access to sexual and reproductive health-care services, including for family planning, information and education, and the integration of reproductive health into national strategies and programmes.

3.8. Achieve universal health coverage, including financial

Policy, Strategy, and Program of the Provincial Government of DKI Jakarta and Nongovernment Initiative

information regarding the development and handling of COVID-19 in DKI Jakarta.

- Building collaboration in developing the integrated online-based recording, reporting and socialization, especially with health service providers and community groups
- 6 M Approach (washing hands, wearing masks, keeping distance, avoiding crowds, restricting mobility, and avoiding eating together in groups), and 3Ts (testing, tracing and treatment). As a result, the number of people tested for PCR in Jakarta was 9 times higher than that recommended by WHO, and the proportion of test in DKI Jakarta reached 40%, significantly higher than the national rate.
- Treatment with several approaches:
 - 1 Increasing bed capacity from 904 isolation beds and 80 ICU beds to 11,773 isolation beds and 1,651 ICU beds.
 - 2 Establishing 101 COVID-19 referral hospitals through the Governor Decree Number 14 Year 2021.
 - 3 Transforming 13 local general hospitals and local special hospitals (RSUD and RSKDs) into hospitals that fully handle COVID-19.
 - 4 Adding the number of beds in several selected RSUDs to increase bed occupancy during peak cases of COVID-19 in June-July 2021.
 - 5 Preparing 44 subdistrict community health centers (*puskesmas*) as shelters before being referred to hospitals.
 - 6 Collaborating with all components in the vaccination program, such as the armed forces/police, community groups, business world, and others, with an earlier vaccination achievement compared to the target set by the central government, making Jakarta the province with the highest vaccination rate across Indonesia.
 - 7 Preparing controlled isolation facilities for nonsymptomatic and noncomorbid COVID-19 patients.

Nongovernment initiatives

- Joint assessment in inclusive schools (for children with disabilities) to issue a

Issues, Challenges, and Lessons Learned

for pregnant women, maternity and postpartum), while focusing resources and efforts on the suppression of the COVID-19 pandemic poses a special challenge and calls for innovative measures.

4. Relatively high health complaints and morbidity rate for early age children, and higher than the national rate, not only need curative measures, but also preventive actions
5. Raising public awareness of the transmission of COVID-19 and the importance of applying health protocols

Moving Ahead

(including expansion and improvement of service quality for pregnant women, maternity and postpartum), through collaborative activities with various health service providers, both from government and nongovernment partner.

- b. Strengthen community health service resilience that is adaptive to various disaster conditions.
 - c. Improve health infrastructure as well as the quantity and quality of health human resources that are globally competitive so that public health services continue to run optimally, both in normal and crisis situations.
- Carry out surveillance of people's health conditions since their early childhood, such as monitoring child morbidity rate, and the proportion of children who experience health complaints within the last month.

- a. Promote family and community-

Target

risk protection, access to quality essential health-care services and access to safe, effective, quality and affordable essential medicines and vaccines for all.

3.9. By 2030, substantially reduce the number of deaths and illnesses from hazardous chemicals and air, water and soil pollution and contamination

Policy, Strategy, and Program of the Provincial Government of DKI Jakarta and Nongovernment Initiative

recommended function level by YPAC Jakarta, in collaboration with the Education Office, Social Affair Office, Health Office, Indonesian Physiotherapy Organization, Indonesian Physiotherapy Association, and Indonesian Speech Therapy Association.

- Supported by the Health Office, Global Fund, and TB-related CSOs (Perkumpulan Keluarga Berencana Indonesia [PKBI], PKPU, Dompot Dhuafa), Sekolah Perempuan (Women School) conducted training for posyandu or puskesmas cadres for contact tracing to TB patients' houses, and conducted assistance for COVID-19-positive TB patients for 6–24 months.
- *Sekolah Perempuan* distributed food aid in the form of staple food packages from KAPAL Perempuan and Ministry of Women Empowerment and Child Protection (Kementerian Pemberdayaan Perempuan dan Perlindungan Anak [KPPPA]) to people impacted by COVID-19.
- *Sekolah Perempuan* cooperated with BAZIS DKI Jakarta, LAZIS NU, and Yayasan Buddha Tzu Chi to give supplemental food to TB patients and provided Personal Protective Equipment (PPE).
- Supported by the DKI Jakarta Provincial Government, Ministry of Social Affairs, and UNICEF, LKNU: made an Islamic boarding schools (*pesantren*) as the focus location for preventing and handling COVID-19, provided an educational car (Car of Care) for socializing COVID-19, conducted health protocol socialization in mosques, and distributed staple foods and health protocol tools
- Healthy or Primary Clinic from Rumah Zakat for the poor and public around the clinic in North and East Jakarta.
- Oxygen canisters, mass vaccination, and free ambulance service across DKI Jakarta from Rumah Zakat.
- Nongovernment parties also participated in the effort to break the spread of COVID-19 through the KSBB platform, such as solidarity to help medical staff and people impacted by COVID-19 using www.kitabisa.com with a tagline "United Against COVID-19."

Issues, Challenges, and Lessons Learned

necessitates innovative strategies for community outreach and broad collaboration.

6. Health insurance coverage is not comprehensive yet, including that for poor and vulnerable groups

7. People's psychological aspect was compromised resulting from the Large-Scale Social Distancing (PSBB), which in turn has created mental health problems

Moving Ahead

based programs or activities which contribute to improve healthy lifestyle.

b. Conduct monitoring on pandemic handling through an interactive information system.

→ Promote 100% population coverage of health insurance with affirmative policies for the poor and vulnerable groups.

→ Provide assistance to recover mental health for people affected by the pandemic.

Total
Realization of
Government
Budget

Fiscal Year of 2019

Rp669.64 Billion

Fiscal Year of 2020

Rp2,916.67 Billion

CUSTODIANS AND PARTNERS

National

- Ministry of Women Empowerment and Child Protection (KPPPA)
- Ministry of Social Affairs

OPD of DKI Jakarta Province

- Health Office
- Education Office
- Social Affairs Office

Nongovernment Partners

Professional Organizations

- Indonesian Physiotherapy Association
- Indonesia Speech Therapy Association
- Indonesian Physiotherapy Organization

Civil Society Organizations

- KAPAL Perempuan
- LKNU
- Perkumpulan Keluarga Berencana Indonesia (PKBI)
- Sekolah Perempuan

Philanthropic Organizations

- BAZIS DKI Jakarta
- Dompot Dhuafa
- LAZIS NU
- PKPU
- Rumah Zakat
- Yayasan Buddha Tzu Chi
- YPAC Jakarta

International Organizations

- Global Fund
- UNICEF

Private Sector

- Kitabisa (www.kitabisa.com)

Government Good Practice: Integrated Service Center (PPT) “Bunga Tanjung” RSUD Tarakan DKI

Based on the Statistics Portal data of DKI Jakarta Province, it is the second highest province in Indonesia for cases of violence against women, with 2,318 cases in 2018. The data from PSTP2A (Integrated Service Center for Women and Children Empowerment) shows that in 2018, the total cases of violence against women and children in DKI Jakarta reached 1,779 cases, consisting of domestic violence (811 cases) and sexual harassment (761 cases). The Provincial Government of DKI Jakarta is committed to preventing and handling violence against women and children through its local strategic policy (Kembijakan Strategis Daerah KSD 13).



Visit from the Ambassador of the Republic of Korea and UNDP Regional Hub for Asia and the Pacific. Photo taken before the COVID-19 pandemic.

To achieve the Local Strategic Policy of DKI Jakarta and provide integrated health services with other institutions and the police, in 2018, RSUD Tarakan provided innovative services for victims of violence against women and children, called Spanish Cherry Flower or Bunga Tanjung.

In its implementation, Bunga Tanjung provides access to integrated health services, consisting of doctors, emergency nurses, specialists in forensic and medical laws, psychologists, psychiatrists, obstetricians, pediatricians, surgeons, dermatologists, gynecologists, and administrative staff. Bunga Tanjung also provides high-quality service for free for women and children as groups vulnerable to violence, who live in fear and are apathetic to resolve their problems.

In addition, through Bunga Tanjung, RSUD Tarakan provides services centered on users, focusing on physical treatment first—if victims have difficulty speaking, the hospital will provide personal assistance, which will be done by competent staff according to the victims’ psychological condition. RSUD Tarakan Jakarta has carried out this practice following its benchmark in the Republic of Korea, applying a similar service called the sunflower.

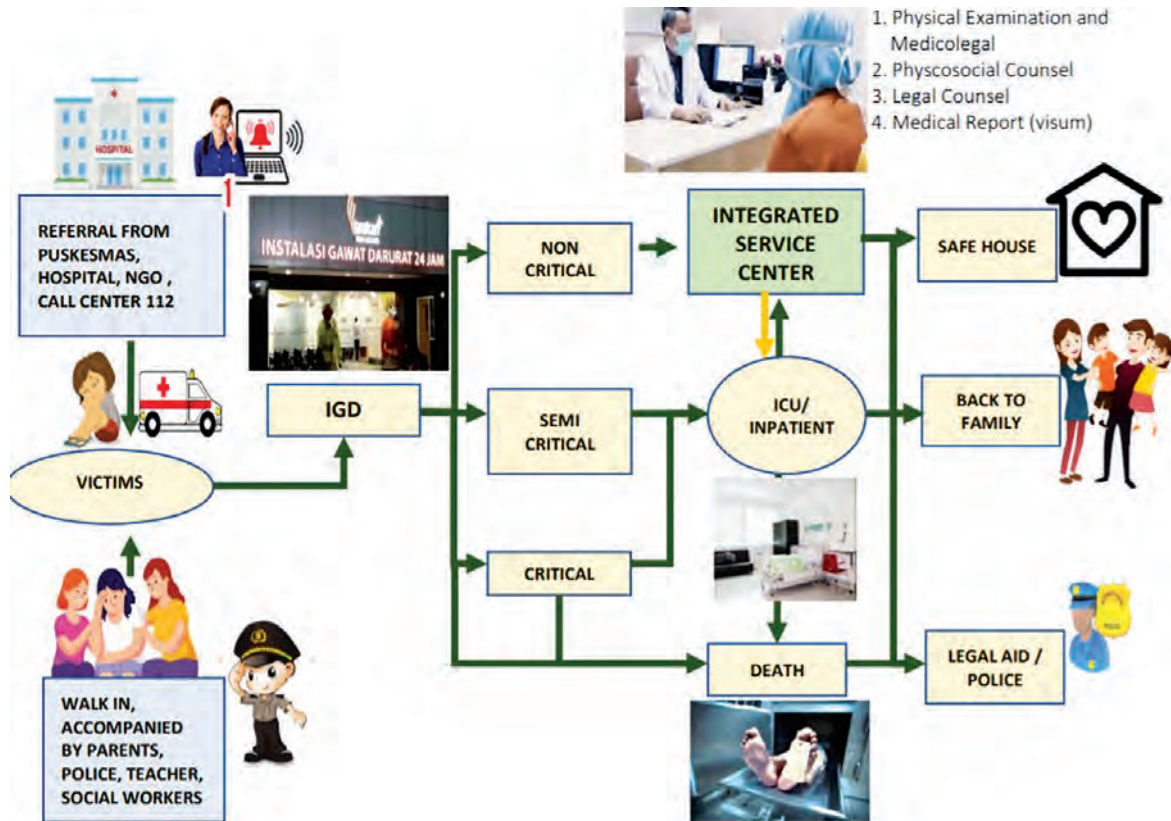
The access to integrated and quality health service is given for free for women and children who are victims of violence. This service can be accessed by anyone because it is free and user-centered, where the priority is given for physical or psychological treatment.

Parties involved in Bunga Tanjung include UPT (Pusat Pelayanan Terpadu Pemberdayaan Perempuan dan Anak [P2TP2A]) regarding Assistance for Violence against Women and Children cases; the police, for the legal domain; and the Social Affairs Office, for safe houses.

The budget for Bunga Tanjung activities comes from Local Budget (ABPD) through the UTK Jamkesjak of the Health Office of DKI Jakarta Province, with relevant policies including Government Regulation Number 82 Year 2018, Governor Regulation Number 169 Year 2016, and Governor Regulation Number 30 Year 2021.

To improve the effectiveness of the service integration, RSUD Tarakan has carried out an information technology innovation, namely e-visum, which is not commonly used in Indonesia; and collaborated with the Police to integrate community access to Bunga Tanjung services in RS Tarakan digitally through the HELP RENAHTA application. RSUD Tarakan also has six special rooms in one area to create peace, comfort, and confidentiality for every victim, with different entrances and exits. In addition, there is information technology support in the e-medical resume as the required documentation to reimburse service fees by Jakarta Health Insurance (Jaminan Kesehatan Jakarta [Jamkesjak]).

Figure 6.5: Business Process of Services in PPT Bunga Tanjung



ICU = intensive care unit, NGO = nongovernment organization, PPT = Government Good Practice Integrated Service Center. Source: DKI Jakarta Health Office.

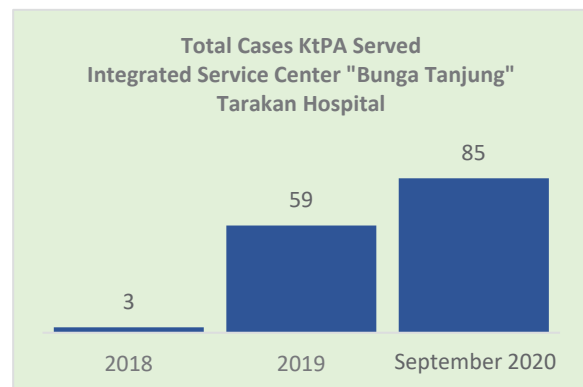


DKI Jakarta Tarakan Regional General Hospital (Rumah Sakit Umum Daerah [RSUD] Tarakan DKI Jakarta).

The number of cases of women and children victims of violence handled in an integrated way by Bunga Tanjung has increased from year to year, with 3 cases in 2018, 60 cases in 2019, and 85 cases until September 2020.

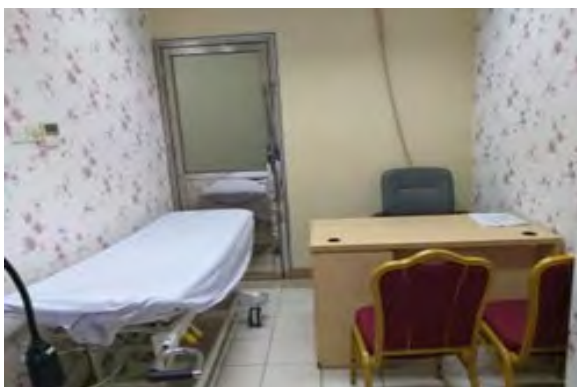
The positive impact of Bunga Tanjung innovative service has been the response speed of doctors becoming less than 5 minutes, medical record completeness at 100%, coverage of poor patients served at 100%, and resource availability reaching 100%. Another direct impact on the target group was the increasing number of victims of violence to women and children accessing Bunga Tanjung services from September 2019 to September 2020 (YoY) by 243%, where 100% victims were served comprehensively and in an integrated way from the medical psychosocial aspect and service and legal aid conducted by other stakeholders (P2TP2A Unit and the Police).

Figure 6.6: Number of Cases Handled by PPT



KtPA = violence against women and children, PPT = Government Good Practice Integrated Service Center. Source: DKI Jakarta Health Office.

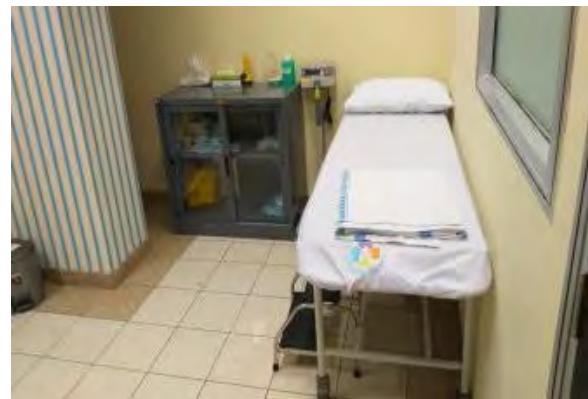
Behind the Bunga Tanjung breakthrough, there are some challenges, including handling cases like treating and curing wounds, and creating medical reports, still limited to the emergency room. This service has not been handled comprehensively and has yet to be integrated with all resources in RSUD Tarakan. Another challenge is the stigma toward health staff, causing victims of violence to go home without reporting their cases to the local authorities.



Some Bunga Tanjung facilities. Psychologist counseling room on the left and Visum administration room on the right (photos from DKI Jakarta Health Office).

To address various challenges and increase service effectiveness, Bunga Tanjung has conducted validation of the violence against women and children (kekerasan terhadap perempuan dan anak [KtPA]) data as a reference to improve their health services. Bunga Tanjung has also conducted monitoring and evaluation on cases requiring immediate action related to funding and coordinating with the Health Office of DKI Jakarta Province.

Good coordination with sectors related to KtPA service support, including P2TP2A and the Police, continues to be done to ensure the effectiveness of cross-sector cooperation in providing health services for KtPA victims, by participating to monitor and evaluate regional strategies designed specifically for health services.



Some Bunga Tanjung facilities. Children's playroom on the left and testing room related to sexual violence on the right (photos from DKI Jakarta Health Office).

The follow-up on the evaluation of the innovative cooperation of Bunga Tanjung with P2TP2A and the Police was done by developing the integrated service with a call center of Jakarta Siaga 112 and emergency ambulance to optimize the effectiveness of handling the victims. This evaluation result can serve as a reference for further development and replication of the Bunga Tanjung innovation, especially because the issue of violence against women and children is still important in the capital and in Indonesia as a whole. The Bunga Tanjung innovation is not only relevant to SDG 3, but also contributes to the achievement of SDG 5, especially target 5.2—to eliminate all forms of violence against all women and girls in the public and private spheres, including trafficking and sexual and other types of exploitation.

Nongovernment Good Practice: Primary Clinic (Klinik Pratama), Free Health Service for the Poor

Access to quality health services is not easily accessible to underprivileged residents in densely populated areas of Jakarta. Concern for personal and community health is the main reason for the establishment of the Rumah Zakat Primary Clinic. Through the Pratama Clinic, Rumah Zakat carries out the mandate of donors to provide free health services to those who are registered as beneficiary members (asnaf zakat).



Rumah Zakat Clinic Pratama in Jakarta.
(Photo from Rumah Zakat).

The Primary Clinic (Klinik Pratama) Service is operational from 9:00 a.m. to 4:00 p.m. and is open for people needing free health service (beneficiary members or asnaf) and for public. Free service for the needy is not only provided through consultations, but also treatment to the general polyclinic, obstetric, mother and child, maternity, circumcision, and dental services. Moreover, the Primary Clinic provides both promotive and preventive services by periodic health education, home visit service for the elderly who have difficulties coming into health service centers, and Islamic spiritual counseling and routine Koran recitals.

Based on data gathered from January to October 2021, there were 408 members (asnaf Zakat) whose health was maintained by having themselves checked in the Primary Clinic of Rumah Zakat Jakarta. Services usually accessed by members are general polyclinic, immunization, and family planning. They also received member training and health education. In addition, the Jakarta Zakat House Pratama Clinic provided ambulance services, serving the delivery of patients and corpses for 298 members (Asnaf Zakat) in January–October 2021.

Managing the Primary Clinic has its various challenges, starting from the issue of professional governance of the clinic, quality control, implementation of competitive pricing, to provision of excellent service for those coming in for treatment, consultation, and receipt of assistance and health education. Another challenge is the relatively high rent and asset maintenance fee of the clinic building itself.

Going forward, there is a need for implementing the social enterprise concept for the clinic's services to produce better services and increase its impact on the surrounding community. Therefore, the presence of the Primary Clinic can be sustained while providing more benefits.



Some Pratama Clinic facilities. Waiting room on the left and treatment room on the right (photos from Zakat House's Pratama Clinic).

SDG 4 Quality Education

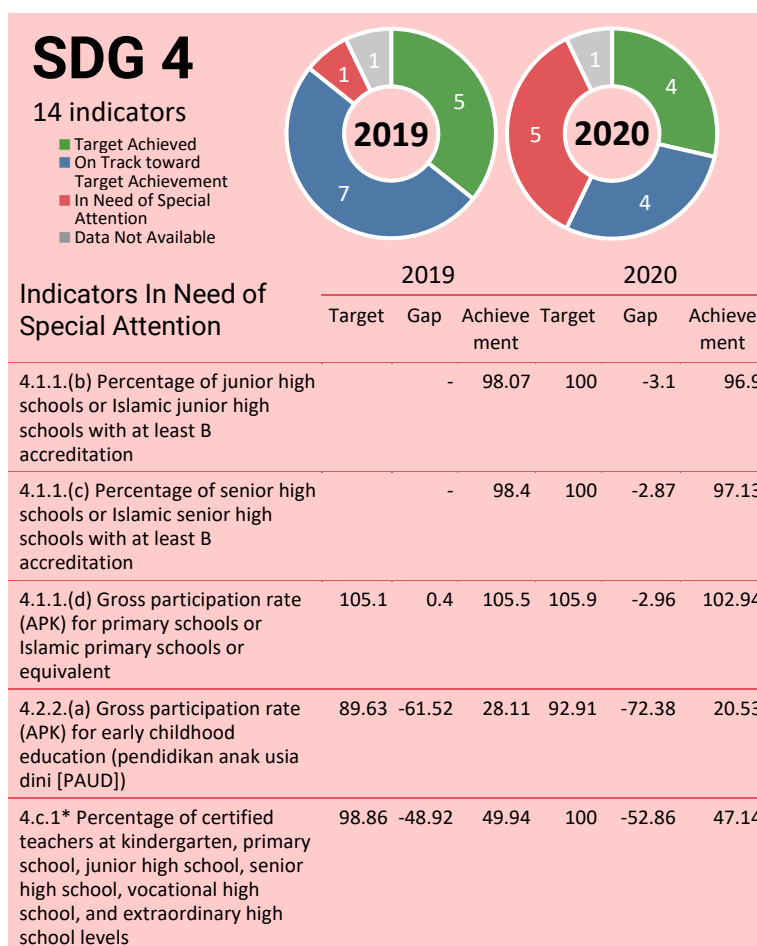
The implementation of social restrictions during the pandemic has affected the education sector, especially in DKI Jakarta, which once became the epicenter of COVID-19. In this case, closing school and moving learning activities to homes as the effort to prevent COVID-19 transmission on school grounds have changed the method of learning which, in turn, have an impact on the quality of education.

In 2020, five indicators of SDG 4 in DKI Jakarta which were on the status of target not achieved or in need of special attention, an increase of four indicators from the previous year. The achievement gap of these five indicators from targets also widened.

A number of indicators on the status of target not achieved include, among others, gross participation rate (angka partisipasi kasar [APK]) for primary school or Islamic primary school or equivalent, APK for Early Childhood Education (PAUD), percentage of junior high school/Islamic junior high school and senior high school/Islamic senior high school with at least B accreditation, and percentage of certified teachers from kindergarten to senior high school/vocational high school/extraordinary high school levels.

Other indicators on the status of target not achieved are the proportion of school with access to: electricity, internet for learning purposes, computers for learning purposes, sufficient infrastructure and materials for students with disabilities, clean drinking water, basic sanitation facilities for each sex, and handwashing facilities (water, sanitation, and hygiene for all).

Figure 6.7: Achievements of Sustainable Development Goal 4 Indicators and Indicators in Need of Special Attention, 2019–2020



SDG = Sustainable Development Goal.

Sources: DKI Jakarta's SDG Progress Reports 2019 and 2020; DKI Jakarta's SDG Monitoring Report - Semester 1 2021; Indonesia VNR Report 2021; Ministry of Education, Culture, Research and Technology; DKI Jakarta Education Agency 2022. Data processed.

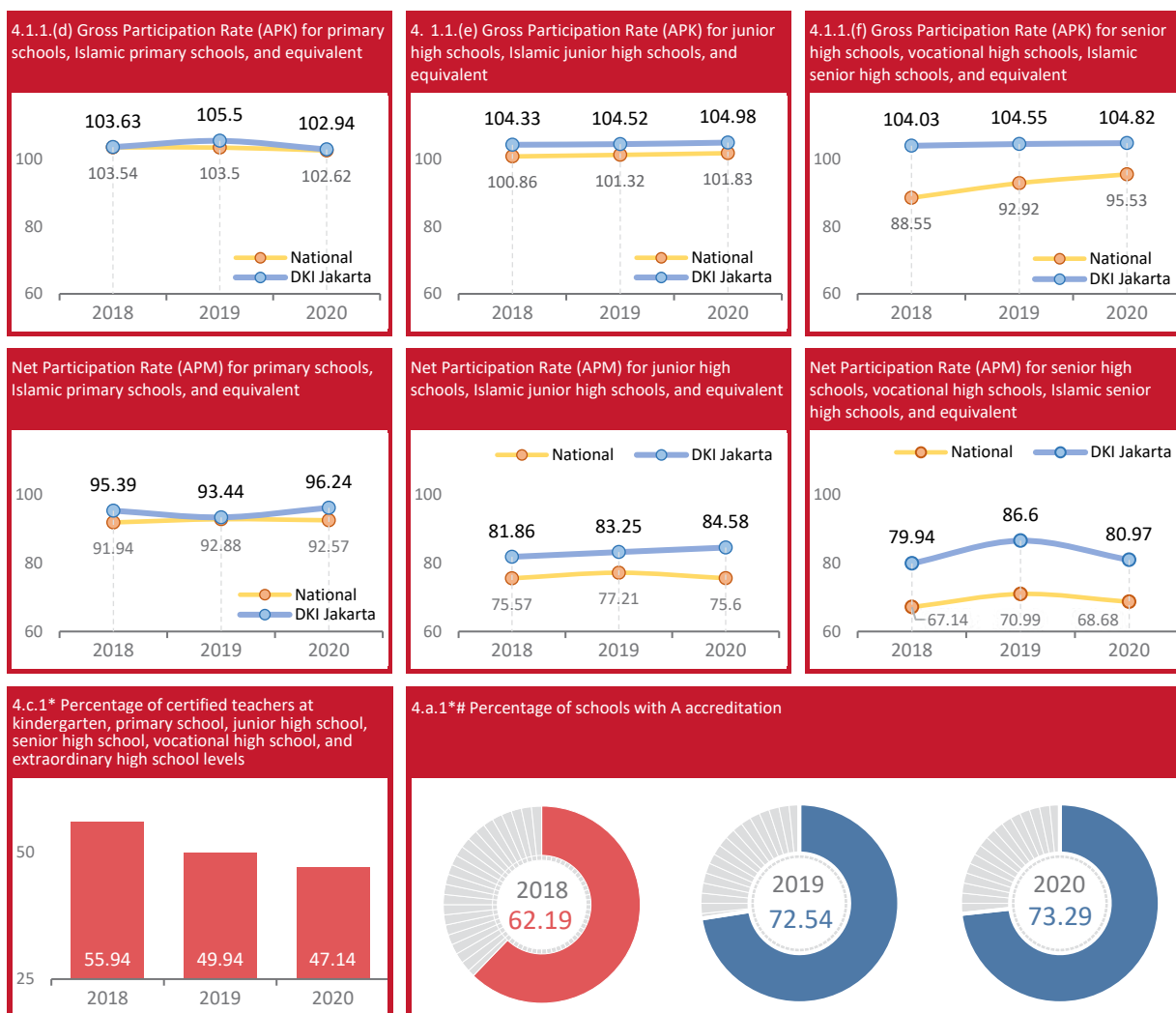
Meanwhile, DKI Jakarta's performance in several key indicators on SDG 4, despite achieving targets, experienced declining trends compared to achievements in 2019 and lower than the national progress.

The Net Participation Rate Angka Partisipasi Murni (APM) of girls/boys at senior high school/vocational high school/Islamic senior high school/equivalent levels also declined from 100.19% (2019), to 92.52% in 2020, lower than the national rate of 102.58%.

APK for junior high schools/Islamic junior high schools/equivalent in DKI Jakarta showed a sloping increase in 2020, by 104.98%, higher than the national achievement of 101.83%. For the indicator of APK for senior high school/Islamic senior high school/vocational high school/equivalent, DKI Jakarta's position was higher than the national rate by 10 points, with an achievement of 104.82%, compared to Indonesia at 95.53%.

Portrait of SDG 4 Indicator Achievement

- Target Achieved
- On Track toward Target Achievement
- In Need of Special Attention
- Data Not Available
- Target



SDG 4 Scorecard

Code	Indicators	2018	2019	2020
4.1.1*	Proportion of children and teenagers: (a) in 4th grade, (b) final grade of primary school/6th grade, (c) final grade of junior high school/9th grade, who achieved minimum competency standard in: (i) reading, (ii) math			
4.1.1.(a)	Percentage of primary schools and Islamic primary schools with at least B accreditation	96.43	97.54	97.71
4.1.1.(b)	Percentage of junior high schools and Islamic junior high schools with at least B accreditation	96.75	98.07	96.90
4.1.1.(c)	Percentage of senior high schools and Islamic senior high schools with at least B accreditation	95.47	98.40	97.13
4.1.1.(d)	Gross participation rate (APK) for primary schools, Islamic primary schools, and equivalent	103.63	105.50	102.94
4.1.1.(e)	Gross participation rate (APK) for junior high schools, Islamic junior high schools, and equivalent	104.33	104.52	104.98
4.1.1.(f)	Gross participation rate (APK) for senior high schools, vocational high schools, Islamic senior high schools, and equivalent*	104.03	104.55	104.82
4.1.1.(g)	Average school duration for population aged ≥15 years old	11.06	11.11	11.17
4.2.2.(a)	Gross participation rate (APK) for early childhood education (pendidikan anak usia dini [PAUD])	25.51	28.11	20.53
4.3.1.(a)	Gross participation rate (APK) for senior high schools, vocational high school, Islamic senior high schools, and equivalent**	104.03	104.55	104.82
4.4.1*	Proportion of teenagers and adults with Information and communication technology (ICT) skills	92.15	95.41	95.85
4.5.1*	Net participation rate (APM) ratio of girls or boys at: a. primary schools, Islamic primary schools, and equivalent	99.09	99.66	100.37
	Net participation rate (APM) ratio of girls or boys at: b. junior high schools, Islamic junior high schools, and equivalent	94.93	100.98	104.68
	Net participation rate (APM) ratio of girls/boys at: c. senior high schools, vocational high schools, Islamic senior high schools, and equivalent	103.12	100.19	92.52
4.a.1*#	Percentage of schools with A accreditation	62.19	72.54	73.29
4.c.1*	Percentage of certified teachers at kindergarten, primary school, junior high school, senior high school, vocational high school, and extraordinary high school levels	55.94	49.94	47.14

Sources: DKI Jakarta's SDG Progress Reports 2019 and 2020; DKI Jakarta's SDG Monitoring Report - Semester 1 2021; Indonesia VNR Report 2021; Ministry of Education, Culture, Research and Technology; DKI Jakarta Education Agency 2022. Data processed.

SDG 4 Ensure Inclusive and Equitable Quality Education and Promote Lifelong Learning Opportunities for All

Matrix of Key Issues and Recommendations

Target	Policy, Strategy, and Program of the Provincial Government of DKI Jakarta and Nongovernment Initiative	Issues, Challenges, and Lessons Learned	Moving Ahead
<p>4.1. By 2030, ensure that all girls and boys complete free, equitable and quality primary and secondary education leading to relevant and effective learning outcomes.</p> <p>4.2. By 2030, ensure that all girls and boys have access to quality early childhood development, care and pre-primary education so that they are ready for primary education.</p> <p>4.3. By 2030, ensure equal access for all women and men to affordable and quality technical, vocational and tertiary education, including university.</p> <p>4.4. By 2030, substantially increase the number of youth and adults who have relevant skills, including</p>	<p>Strategy and Program of the Provincial Government of DKI Jakarta</p> <ul style="list-style-type: none"> ■ Special focus toward improving access to participation, improving the quality of education, and providing decent facilities and infrastructure. ■ College fee assistance through Smart Plus Jakarta Card (KJP Plus) and Excellent Student Jakarta Card (KJMU) for poor and vulnerable families. ■ Collaborative School: Collaboration between public and private schools, supporting each other to achieve equitable quality. ■ Social assistance for admission to private schools for children from poor families. ■ Implementation of PPDB (New Student Admission) in private schools supported by local budget (APBD). <p>Policy and strategy in the education sector during the COVID-19 pandemic</p> <ul style="list-style-type: none"> ■ Distance learning (PJJ) for all students in DKI Jakarta as a learning solution during COVID-19 pandemic. ■ To make the PJJ meaningful and fun: encouraging provision of feedback more qualitatively than quantitatively, avoiding 	<ol style="list-style-type: none"> 1. Data limitation and discrepancy between institutions require improvement of horizontal and vertical coordination for the harmonization and integration of education data. 2. Limited capacity for technology and innovation in the education sector. 	<p>→ Improve data availability and quality, and access to technology and information in the education world, horizontally integrated horizontally (in DKI Jakarta) and vertically (between national and subnational levels).</p> <p>→ Increase the availability of research facilities and infrastructure by expanding collaboration, especially with nongovernment parties (the business world, academia, philanthropic organizations and others) to boost technological and innovation capacities.</p>

technical and vocational skills, for employment, decent jobs and entrepreneurship.

4.5. By 2030, eliminate gender disparities in education and ensure equal access to all levels of education and vocational training for the vulnerable, including persons with disabilities, indigenous peoples and children in vulnerable situations

4.a. Build and upgrade education facilities that are child, disability and gender sensitive and provide safe, nonviolent, inclusive and effective learning environments for all.

4.c. By 2030, substantially increase the supply of qualified teachers, including through international cooperation for teacher training in developing countries, especially least developed countries and small island developing States.

assignments where children must leave homes, and providing contextual learning.

- Integrating online learning applications, and increasing free WiFi at community locations (JAKWifi) by the Communication and Informatics Office.
- Providing learning support with education driving communities and 15 programs to support learning from home in various parts of the capital city for all levels of education
- Issuance of a policy for adding an internet quota purchase component for students who are beneficiaries of the Jakarta Smart Card (KJP).
- Refine the concept of Large-Scale Social Collaboration (KBB) for the education sector, following KSBB in other sectors. One of the KSBB initiatives was giving gadgets to students, collaborating with the community.

Nongovernment initiatives

- Rumah Zakat: Champion Scholarship (Basiswa Juara) for primary, junior high school, and senior high school students, as well as university students in four regions in DKI Jakarta, excluding Seribu Islands, with a total of 557 students for Semester 1 2021. Four champion primary schools in DKI Jakarta have been prioritized for poor groups.
- Cooperating with the DKI Jakarta Provincial Government, Bank DKI, and the Ministry of Cooperative, Indonesian Entrepreneurs Foundation (Yayasan Wirausaha Indonesia) conducted training and assistance to senior high school, vocational high schools, and university students.
- Sekolah Perempuan conducted socialization on disaster literacy and education for women.

3. An imbalance between schools with good quality standards and schools with low-quality standards.

4. Preventing the transmission of COVID-19 in the school environment by closing schools and carrying out learning activities at home has changed how learning can be done to achieve quality education.

5. Limited capacities of teachers in adapting to the online learning system.

6. Improvement of teachers' competence

a. Promote equality of quality standards for each school through the implementation and expansion of collaborative schools.

b. Spur innovations and multistakeholder collaborations in the education sector by strengthening and expanding the KSBB in education.

c. Build education system through a structured and long-term grand design of the educational sector policy.

a. Improve infrastructure, including internet access for students from poor and vulnerable families to support the implementation of distance learning (PJJ).

b. Build the capacity of teachers in the implementation of online learning.

c. Mobilize the participation of nongovernment partners and the community in supporting PJJ through the KSBB in education.

Target

Policy, Strategy, and Program of the Provincial Government of DKI Jakarta and Nongovernment Initiative

Issues, Challenges, and Lessons Learned

Moving Ahead

- Supported by the Ministry of Health, Health Office, Education and Sports and Youth Office, Teachers Association (PGRI) of DKI Jakarta Province held a wellness development program for school age children (all schools in Jakarta with around 1,200 physical education teachers).
- Women Special Agency (Badan Khusus Perempuan [BKP]) of PGRI: (i) conducted teacher assistance and development (literacy and competency), teacher literacy, and blended learning; and (ii) teacher assistance and development during the COVID-19 pandemic through online competitions, online workshops and exercises, video editing, and others.
- Nongovernment parties also conducted many other efforts to help ensure the smoothness of PJJ and the education process during the COVID-19 pandemic, such as: small and limited study groups by paying attention to health protocols, and an initiative to lend gadgets and share internet networks by the more fortunate to the needy.

quality is not accelerative, shown by the declining trend of percentage of certified teachers.

7. The standard quality of facilities and infrastructure is not yet optimal, including classrooms not proportional to the number of students and the school building security from fires.

8. Another educational challenge is the participation of students, especially children from poor families, through formal and informal education.

- ➔ Capacitate teachers through access to training and certification, by paying attention to their welfare.

- ➔ Improve the quality of supporting facilities for education according to standards, and build security, as well as implement disaster safe education.

- a. Improve access to formal education for all levels of education and inclusive informal education through cooperation with universities and other relevant partners.
- b. Identify students who are vulnerable to having financial limitations.
- c. Strengthen literacy culture through socialization of the reading habit, mathematics, and science, as well as improve access and quality of inclusive library service.

Total
Realization of
Government
Budget

Fiscal Year of 2019

Rp620.49 Billion

Fiscal Year of 2020

Rp2,123.51 Billion

CUSTODIANS AND PARTNERS

National

- Ministry of Health of the Republic of Indonesia

OPD of DKI Jakarta Province

- Sports and Youth Office
- Education Office
- Health Office
- Communication and Informatics Office

Nongovernment Partners

Civil Society Organizations

- Women Special Agency of Teachers Association (*Badan Khusus Perempuan* - PGRI)
- Teachers Association (PGRI) of DKI Jakarta Province
- *Sekolah Perempuan* (Women's School)
- *Yayasan Wirausaha Indonesia* (Indonesian Entrepreneurs Foundation)

Philanthropic Organizations

- Rumah Zakat

Government Good Practice: Collaborative Schools

Collaborative schools are schools that implement collaboration between public and private schools. This movement was initiated by the Education Office of DKI Jakarta Province, intended as a platform for people to obtain quality education. Collaborative schools include various elements of collaboration, from school management, teachers, and education staff to student activity collaboration and the joint use of school infrastructure.

During the COVID-19 pandemic, collaborative school follows the adaptation of the education world by shifting the teaching and learning process from school to home to prevent the spread of COVID-19. Learning is done remotely by using the internet, combined with blended learning.

The collaborating schools include:

- (i) SMA Negeri (public senior high school) 56 Jakarta collaborating with SMA (senior high school) Padindi;
- (ii) SMA Negeri 20 Jakarta and SMA Kristen (Christian senior high school) Karunia;
- (iii) SMA Negeri 39 Jakarta and SMA Ignatius Slamet Riyadi;
- (iv) SMP Negeri (public junior high school) 41 Jakarta and SMP Swasta (private junior high school) Sumbangsih;
- (v) SMP Negeri 83 Jakarta and SMP (junior high school) Riyadhul Mu'minin of West Jakarta; and
- (vi) SMP 92 Jakarta and SMP YWKA II Rawamangun.

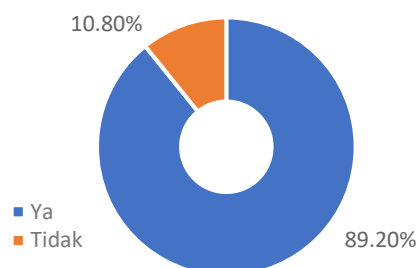
Collaborative schools implement various collaboration activities, both offline and online, combined with blended learning.

To develop positive character and nationhood among students, collaborative schools conduct a Virtual Scout Extracurricular. Other activities held online were the Smart School Training Program, collaboration to develop alternative technological learning design for teachers, training on using GCR, creating learning videos, joint learning of Mathematics and Science, and training to create creative teacher slides, as well as collaboration in developing lesson plans with the blended learning method. Meanwhile, the collaboration on In-depth Discussion on Graduates Competency Standard (Bedah SKL) extracurricular was done offline.

Through these activities, collaborative schools have provided benefits to all elements of the schools participating in the collaboration, including students, teaching staff, school management, and student organizations. Students especially experienced the school atmosphere and learning conditions in both public and private schools. Furthermore, collaborative schools brought in an atmosphere of togetherness and equity to thousands of students and teachers from 12 public and private schools (public and private junior and senior high schools) in DKI Jakarta. With collaborative schools, there are no more

Figure 6.8: Benefits of the virtual empowering collaboration activity (26 October 2021, via Zoom) to students of SMP 92 JAKARTA and SMP YWKA II RAWAMANGUN

After joining this activity, are there changes happening in you? (n=158)



Source: DKI Jakarta Education Office.



barriers between students and teachers from various schools in the teaching and learning process and spirit.

Collaborative schools have brought significant educational progress, an accelerated online learning system, made students and teachers familiar with online learning, and improved solidarity, harmony, and cooperation between schools, students, and teachers.

During the COVID-19 pandemic, collaborative schools faced a number of challenges, including limited quota, facilities, and infrastructure; and limited Internet connection for virtual and blended learning activities. The health protocol became challenging for sports, arts, dancing, and scout activities, which were usually held through practice outside the classroom or on the field.

Figure 6.9: Leaflet of Workshop on Blended Learning by the Collaborative School of SMAN 20 and SMA Kristen Karunia



Source: DKI Jakarta Education Office.

Figure 6.10: Webinar on Blended Learning on 24 June 2021, joined by All Teachers of SMAN 20 and SMA Kristen Karunia



Source: DKI Jakarta Education Office.

Looking at the positive impact of collaborative schools and the development of the blended learning system in the future, collaborative schools have huge potential to be replicated in other schools in DKI Jakarta. Collaboration among schools can also be developed in other activities that support the improvement of education quality.

Nongovernment Good Practice: Juara (Champion) Schools

The number of free quality integrated Islamic-based schools for the poor is still extremely limited, with no exception in DKI Jakarta. With this condition, the Champion Schools (*Sekolah Juara*) constitute a real manifestation of Rumah Zakat's care and responsibility to support basic education to create a generation with good morals, intelligence, and independence despite coming from the poor population.

Sekolah Juara (Champion Schools), initiated by Rumah Zakat, continue to be one of the schools that most people, including poor groups, want to enter, up to the present. Starting from three classes, the number of classrooms has continued to increase with more and more champion students.

For those coming from poor families, to qualify to be champion students in the champion school, they have to complete a form, then are surveyed and assessed, as the basis of approval by the Champion School's management. In addition, as with other schools, there is an interview and enrollment test. Students receiving scholarships or free school in the Champion School are not charged school fees, and they also receive uniforms and school supplies and equipment.

With a vision to form a generation that loves the Koran, are smart, independent, and competitive, Rumah Zakat hopes to produce the best Agents of Change in each champion school. The mission is to be diligent and devoutly worshipful, develop habits of being orderly and disciplined, habits of 5S, and to earn achievements, both academic and non-academic. To achieve this vision and mission, the process starts from the Champions' fathers, mothers, and teachers, to then produce happy and progressive students at school.

The curriculum of Champion Schools during the COVID-19 pandemic is divided into two: the lower grades, with learning time of 26 hours per week; and upper grades, with 30 hours per week. Subjects include Koran recital and memorization (tahsin and tahfidz), English, thematic, mathematics, Islamic education, and a subject on character and moral upbringing. Optional extracurricular activities include special tahfidz, martial arts (pencak silat), scout studies, dancing, drawing and coloring, swimming, storytelling, and journalism.

During January–October 2021, the total champion students enrolled in free schooling were 391 students. Of this number, those who had high achievements increased from 16 students in 2020 to 61 in October 2021, both in academic and non-academic fields, starting from the school level, administrative city, province, to the national level.

The challenge facing champion schools during the COVID-19 pandemic was remote learning (PJJ), because not all scholarship (free) students had sufficient learning devices, such as smartphones, tablets, or laptops. Sometimes, these free students had to share existing learning devices with their siblings, who were also learning through PJJ. The limited face-to-face learning (PTMT) that was

Figure 6.11: Face-to-Face Learning Activity in a Champion Primary School in South Jakarta



Photo taken before the COVID-19 pandemic.
Source: Rumah Zakat (Zakat House).



The Zakat House's champion primary school students in the school's library. Photo taken before the COVID-19 pandemic (photo from Rumah Zakat [Zakat House]).

implemented in the last 2 months also became challenging, due to making sure students' health protocols remained intact in school until they were safe at home.

Also, another significant challenge facing champion schools was the procurement aspect and school infrastructure maintenance, because the school building was still rented from another party.

In an effort to maintain sustainability, and also to expand the positive impact of champion schools, including the impact on the community around the school, there is a need to start the School's Social Enterprise concept, engaging all school officials. The school's facilities and infrastructure also need to be improved continuously, both in quantity and quality, thus increasing the number of general students, who are financially able, that can be accommodated, in addition to scholarship students from poor families.

SDG 17 Partnership for the Goals

The spirit to accelerate SDG achievements in DKI Jakarta has been demonstrated by the provincial government's efforts to promote and facilitate collaboration with all stakeholders through the framework of "Jakarta Development Collaboration Network (JDCN)."

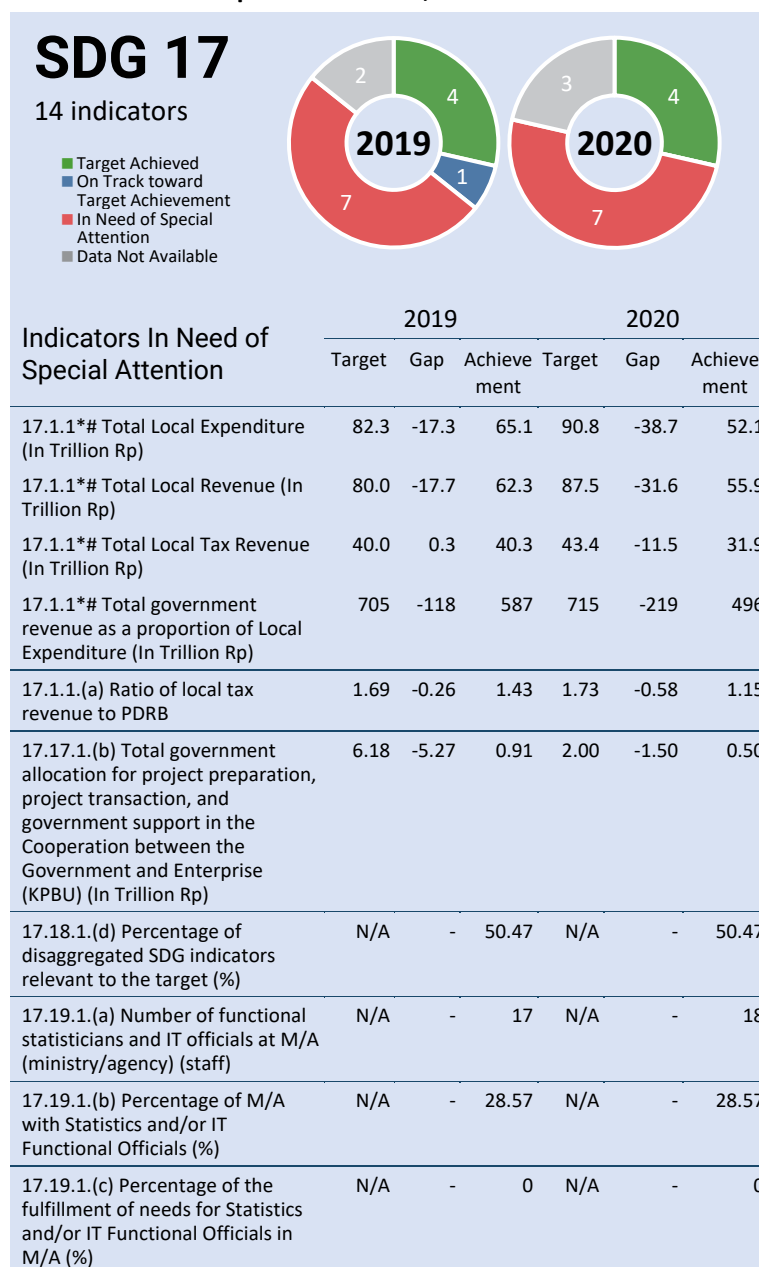
The presence of JDCN has become more relevant and prominent during the COVID-19 pandemic, with so many collaboration initiatives between the Provincial Government of DKI Jakarta and multiple stakeholders, including the community, in responding to the impact of COVID-19 on health and on the domino effect on other sectors.

The Provincial Government of DKI Jakarta has proactively continued to build and expand collaboration spaces, reflected in a variety of developmental policies, programs, and activities, including those in support of accelerating SDG 17 achievement.

However, the COVID-19 pandemic has suppressed the achievement of several targets and indicators in SDG 17. In 2020, 7 indicators, or a half of all 14 indicators under this goal, were on the status of target not achieved or in need of special attention.

One of the efforts promoted by the Provincial Government of DKI Jakarta, which was developing infrastructure through the Cooperation between Regional or Local Government and Business (KPDBU) scheme, suffered from budget allocation decline in 2020. The Provincial Government of DKI Jakarta allocated Rp498,000,000 for four targeted projects in 2020, only

Figure 6.12: Sustainable Development Goal 17 Indicator Achievement and Indicators in Need of Special Attention, 2019–2020



N/A = not available, Rp = rupiah, SDG = Sustainable Development Goal.
Sources: DKI Jakarta's SDG Progress Reports 2019 and 2020; DKI Jakarta's SDG Monitoring Report - Semester 1 2021; Indonesia VNR 2021; Economic Bureau of the Governor Office and Regional Revenue Agency 2022. Data processed.

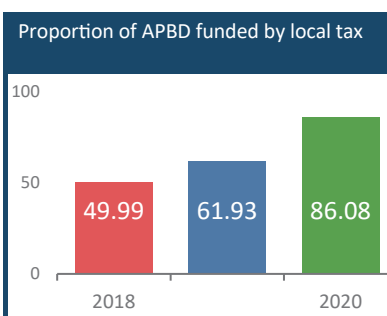
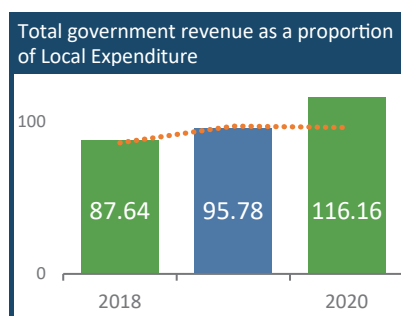
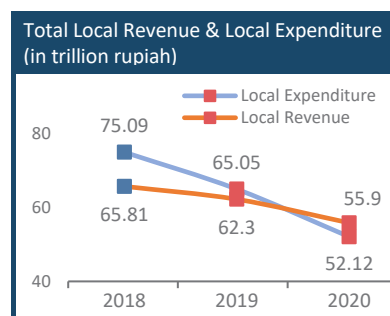
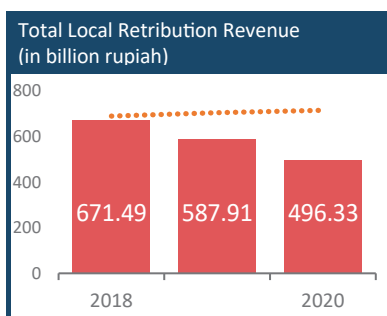
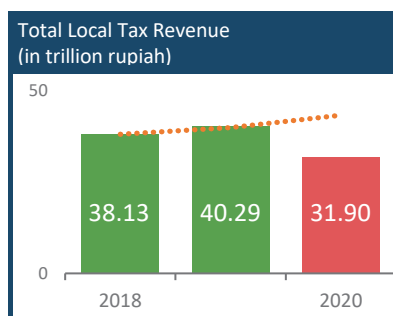
around half of the budget allocation in 2019, reaching Rp906,154,000, and way below the 2020 target of Rp2 billion.

In line with that, the local tax revenue realization of Rp31.89 trillion in 2020 was lower than the tax revenue in the previous year of Rp40.29 trillion, and under the 2020 target of Rp43.35 trillion. The same also happened to the realization of regional retribution, only reaching Rp496.33 billion, below the 2020 target of Rp715.45 billion and a decrease compared to the realization in 2019, worth Rp587.91 billion. From the expenditure side, the realization of local expenditure in 2020 was Rp52.1 trillion, far below the target of Rp90.8 trillion, and lower than 2019 realization of Rp65.05 trillion.

Regarding disaggregated SDGs indicators relevant to the target, their availability was stagnant and still below the achievement target for the preceding 3 years—only half of the total 161 indicators listed in the SDGs Regional Action Plan (RAD) and relevant to national indicators. Several other indicators in SDG 17 with underachieving status include the number of statisticians and IT staff at ministries and agencies, percentage of ministries and agencies with Statistics and/or IT functional officials, and percentage of the fulfillment of needs for Statistics and/or IT functional officials at ministries and agencies.

Portrait of SDG 17 Indicator Achievement

- Target Achieved
- On Track toward Target Achievement
- In Need of Special Attention
- Data Not Available
- Target



SDG 17 Scorecard

Code	Indicators
17.1.1*#	1. Total Local Tax Revenue
	2. Total Local Retribution Revenue
	2.1 Total Local Revenue
	2.2 Total Local Expenditure
	3. Total government revenue as a proportion of Local Expenditure
17.1.1.(a)	Ratio of local tax revenue to PDRB
17.1.2*	Proportion of domestic budget funded by domestic taxes
17.4.1*	Debt service as a proportion to exports of goods and services
17.8.1*	Proportion of individuals using the Internet
17.11.1.(a)	Growth of non-oil and gas product export
17.17.1.(a)	Number of projects offered for implementation using KPBU scheme
17.17.1.(b)	Total government allocation for project preparation, project transaction, and government support in the cooperation between the government and business (KPBU) (in million Rp)
17.18.1.(d)	Percentage of disaggregated SDG indicators relevant to the target
17.19.1.(a)	Number of functional statisticians and IT officials at M/A (ministry/agency)
17.19.1.(b)	Percentage of M/A with Statistics and/or IT Functional Officials
17.19.1.(c)	Percentage of the fulfillment of needs for Statistics and/or IT functional officials in M/A
17.19.2.(b)	Available registration data regarding births and deaths (Vital Statistics Register)
17.19.2.(e)	Percentage of consumers using BPS data in: 1. Planning; 2. M&E

	2018	2019	2020
	38.13	40.29	31.89
	671.49	587.91	496.33
	65.81	62.30	55.9
	75.09	65.05	52.12
	87.64	95.78	116.16
	1.47	1.43	1.15
	49.99	61.93	86.08
	0.0048	0.0068	
	65.90		
	8.20	(1.44)	0.23
		4.00	4.00
		906.15	498.00
	50.47	50.47	50.47
	17.00	17.00	18.00
	28.57	28.57	28.57
	0	0	0
	1.00	1.00	1.00

Sources: DKI Jakarta's SDG Progress Reports 2019 and 2020; DKI Jakarta's SDG Monitoring Report - Semester 1 2021; Indonesia VNR Report 2021; Economic Bureau of the Governor Office and Regional Revenue Agency 2022. Data processed.

SDG 17 Strengthen the Means of Implementation and Revitalize the Global Partnership for Sustainable Development

Matrix of Key Issues and Recommendations

Target	Policy, Strategy, and Program of the Provincial Government of DKI Jakarta and Nongovernment Initiatives	Issues, Challenges, and Lessons Learned	Moving Ahead
<p>17.1. Strengthen domestic resource mobilization, including through international support to developing countries, to improve domestic capacity for tax and other revenue collection.</p> <p>17.4. Assist developing countries in attaining long-term debt sustainability through coordinated policies aimed at fostering debt financing, debt relief and debt restructuring, as appropriate, and address the external debt of highly indebted poor countries to reduce debt distress.</p> <p>17.8. Fully operationalize the technology bank and science, technology and innovation capacity-building</p>	<h3>Policy and Strategy of the Provincial Government of DKI Jakarta</h3> <ul style="list-style-type: none"> ■ Tax relaxation through Governor Regulation Number 30 Year 2020 on the Stipulation of Tax Payable, where the Land and Building Tax (PBB) payable did not increase, but the same according to the payable value in 2019. ■ Tax relaxation through Governor Regulation 60 Year 2021 on Fiscal Incentive 2021, where the Provincial Government of DKI Jakarta provided fiscal incentive as an effort to recover the economy for people impacted by COVID-19. ■ Providing relief from levies and elimination of administrative sanctions for the types of levies most affected by COVID-19, by system or without a request from the levy payer ■ Active and passive collection of local tax receivables in collaboration with the Corruption Eradication Commission/prosecutor's office or Prevention Coordination and Supervision Information System (<i>Korsupgah</i>): <ol style="list-style-type: none"> 1 audit or improvement on local tax deposits; 2 conducting joint and door-to-door raids with the police on vehicles whose registration number have not been extended; 	<ol style="list-style-type: none"> 1. The COVID-19 pandemic has significantly affected the DKI Jakarta Regional Budget through considerable reduction of the capital city's tax and retribution revenue. Meanwhile, alternative funding sources, including the business world and philanthropic organizations, are also disrupted by the spread of COVID-19. 	<ol style="list-style-type: none"> a. Restore tax revenue amid the economic pressure by focusing on controlling the COVID-19 pandemic and providing stimulus to the community and businesses. It is hoped that by prioritizing the safety aspect of residents and assistance to ease the expenses of affected households, the economy will recover, and subsequently, local tax revenues will rise. b. Promote innovative and inclusive development, realized in the form of active and equal partnerships with nonstate actors, for example through the Scheme of Local Government and Business Entity Cooperation (KPDBU). c. Expand and strengthen JDCN

mechanism for least developed countries by 2017 and enhance the use of enabling technology, in particular information and communications technology.

17.11. Significantly increase the exports of developing countries, in particular with a view to doubling the least developed countries' share of global exports.

17.17. Encourage and promote effective public, public-private and civil society partnerships, building on the experience and resourcing strategies of partnerships.

17.18. By 2020, enhance capacity-building support to developing countries, including for least developed countries and small island developing States, to increase significantly the availability of high-quality, timely and reliable data disaggregated by income, gender, age, race, ethnicity, migratory status, disability, geographic location and other characteristics relevant in national contexts.

- 3** implementing online system and developing local tax payment channel through e-payment;
- 4** preparing revision of four local regulations (peraturan daerah [perda]) to optimize Pendapatan Asli Daerah (PAD) amid the pandemic, related to Parking Tax, Fee for Rights over Land and Building (bea perolehan hak atas tanah dan bangunan [BPHTB]) and Road Lighting Tax (pajak penerangan jalan [PPJ]);
- 5** community engagement in helping to supervise self-assessment tax through the Jakarta Rewards Program; and
- 6** media expansion for information service and tax payment through JAKI mobile application, collaborating with Jakarta Smart City.

■ Urban Tourism by activating a number of locations with potential tourism values, such as Cikini, Menteng, Kota Tua (Old Town), Kemang, Pasar Baru, Cipete. This program serves as a creative space for creative economy and provides income for creative actors.

■ Licensing SOP to use public space in DKI Jakarta in making film, video, commercials, and more. This program is not only beneficial for creative economy actors, but also for DKI Jakarta to publish interesting areas for tourists to visit. The more creative products involve public spaces in DKI Jakarta, the more publications can be created.

KSBB in Food, Education, MSME, Employment, Waste Management, and Residential Sectors

■ KSBB Platform with 144 collaborators, 582 collaborations, and almost 100,000 beneficiary families, not only responding to the COVID-19 pandemic and its

Platform to facilitate multiparty collaboration in various sectors and across several SDGs, including collaboration with city or local governments and people outside of DKI Jakarta.

- d.** Continue fiscal breakthrough by utilizing an alternative infrastructure development financing scheme through loan instruments from the central government (i.e., state-owned enterprises).

→ Improve the availability of high-quality and timely data, disaggregated by income, sex, age, race, ethnicity, migration status, disability, geographical location, and other characteristics relevant to the local and national context, cooperating with the central government, universities, think tanks, and international organizations, including the UN.

- a.** Improve the availability and quality of registration data and BPS data with easy access so that

- 2.** Availability of disaggregated SDG indicators relevant to the target had been stagnant and underachieving in the preceding 3 years, only half of the total 161 indicators listed in the SDG Regional Action Plan (RAD) and relevant to the national indicators.

- 3.** Registration data on births and deaths (Vital

17.19. By 2030, build on existing initiatives to develop measurements of progress on sustainable development that complement gross domestic product, and support statistical capacity-building in developing countries.

impacts, but also supporting the acceleration of SDG achievements.

- In the employment sector, the website-based Collaboration Platform provides online job training for Jakpreneur prioritized actors with industry actors.
- The Provincial Government of DKI Jakarta through PT Food Station Tjipinang Jaya has established farming and food collaboration with Farmers Group Association (*Gabungan Kelompok Tani* [Gapoktan]) in several other regions, such as Central Java, East Java, Central Java, and Lampung.

Statistics Register) and the use of BPS data in development planning and evaluation call for special attention.

4. Availability of statistical and computer or IT human resources in government agencies is still low.

relevant stakeholders at the central and regional level as well as the public are encouraged to utilize the data as needed.

- b. Conduct socialization and advocacy for the use of registration data and BPS data in planning and evaluation of development at central and regional levels.
- Build cooperation with universities that produce statistical and computer graduates (human resources) to work in government institutions with attractive incentives, both in terms of career and remuneration.

Total Realization of Government Budget

Fiscal Year of 2019

Rp165.78 Billion

Fiscal Year of 2020

Rp95.61 Billion

CUSTODIANS AND PARTNERS

National

- Ministry of Finance
- Bank Indonesia Representative of DKI Jakarta

OPD DKI Jakarta Province

- Economic Bureau
- Development and Environment Bureau
- Legal Bureau
- Citizenship and Civil Registry Office
- Communication, Informatics, and Statistics Office
- Tourism and Creative Economy Office
- Capital Investment and One-Gate Integrated Service Office
- Industry, Trade, Cooperative, Small and Medium Business Office
- Local Employment Agency
- Local Revenue Agency
- Local Finance Management Agency
- Local Development Planning Agency

Regional Owned Enterprises (BUMD) in DKI Jakarta

- PT Food Station Tjipinang Jaya (BUMD)

Nongovernment Partners

Nongovernment Partners in other regions

- UD Sahabat Tani Sidoarjo
- Kelompok Tani Sido Rukun Ngawi
- Koperasi Serba Usaha Citrakinara Demak
- PT Qomunitas Petani Satu Karanganyar
- Gapoktan Sumber Makmur Cilacap
- Koperasi Malai Padi Indramayu
- PT Sang Hyang Seri Subang
- Koperasi Produsen Hurip Tani Mandiri Karawang
- PP Jaya Makmur Lampung

Other Local Governments

- Provincial Government and Local Government in Central Java, East Java, West Java, and Lampung

Government Good Practice: Collaboration between DKI Jakarta and Farmers in the Region

In maintaining food security in DKI Jakarta and its surroundings, PT Food Station Tjipinang Jaya as a DKI Jakarta Regional Owned Enterprise (BUMD) which is engaged in the Food Sector, collaborates with other regions in the procurement of raw materials to meet supply and balance supply and demand for food needs. This collaboration that has been carried out by the Food Station (FS) since 2018 is a "standby buyer collaboration" for rice farming and chicken eggs.

The collaboration is done with partners, that is, Farmers Group Association (Gapoktan), Cooperatives, Badan Usaha Milik Provinsi (BUMP), Badan Usaha Milik Desa (BUMDES), and BUMD that have farmers as members. In its implementation, potential partners must follow Food Station's collaboration stages: (i) survey to partner's location, (ii) completing legality needs, (iii) making the cultivation budget plan, (iv) completing the cultivation standard operational procedure, (v) food station making variety request, (vi) completing the form as vendor, and (vii) signing the collaboration agreement.

In 2021, the standby buyer collaboration program was done on a 6,410 hectare land, with several partners, as follows: UD Sahabat Tani Sidoarjo with 700 hectares; Kelompok Tani Sido Rukun Ngawi, 200 hectares; Koperasi Serba Usaha Citrakinaraya Demak, 210 hectares; PT Qomunitas Petani Satu Karanganyar, 400 hectares; Gapoktan Sumber Makmur Cilacap, 1,000 hectares; Koperasi Malai Padi Indramayu, 1,500 hectares; PT Sang Hyang Seri Subang, 1,000 hectares; Koperasi Produsen Hurip Tani Mandiri Karawang, 500 hectares; and PP Jaya Makmur Lampung, 900 hectares.

In this collaboration, through Bank Indonesia DKI Jakarta's representative as the initiator and bridging, partners are given both technical and nontechnical assistance. Meanwhile, the Agricultural Office plays a role in developing the cultivation process and producing quality seeds.

The implementation of DKI Jakarta collaboration program with farmers at the local level has faced a number of challenges, like the price change at the farmer level, competition in obtaining quality harvest, providing quality seeds, and land conversion.

However, some challenges can be minimized by approaching partners and conducting socialization, trial with an expert team, collaboration with high-quality Seed Center or Breeder and Fertilizer Producers, and providing assistance during the collaboration process.



Collaboration for Food. Joint rice harvest between PT Food Station Tjipinang Jaya Jakarta and Gapoktan Sumber Makmur Cilacap, 16 April 2021 (photo from PT Food Station Tjipinang Jaya Jakarta).

This collaboration program's positive impact is truly felt by partner farmers, due to the certainty in purchasing harvest yield and that the purchase price is above the cost of goods produced. In addition, farmers are no longer bound to middlemen in selling their harvest yields.

Besides agricultural products, Food Station also carries out standby buyer collaboration for chicken eggs, which has been ongoing since 2018, with a delivery of 5–10 tons per month. This inter-region



Collaboration for chicken eggs.
Collaboration between PT. Food Station Tjipinang Jaya Jakarta and Koperasi Peternak Unggas Sejahtera Blitar (photo from PT Food Station Tjipinang Jaya Jakarta).

collaboration program is done by engaging “Koperasi Peternak Unggas Sejahtera Blitar” or Blitar Cooperative of Prosperous Poultry Breeders as partner. In its implementation, DKI Jakarta obtains the supply of eggs with a direct price from breeders and receives quality and quantity guarantees. And the benefit for *Koperasi Peternak Unggas Sejahtera Blitar* is the certainty of purchasing their products.

Inter-regional collaboration has become an equitable, mutually

beneficial, and sustainable program. In accordance with the strategic function of Food Station, this program or collaboration activity is easily replicated with other partners or regions with several commodities according to each region's potential.

On the downstream side, inter-regional collaboration done by Food Station produces quality products, which are then distributed for various objectives, including for government programs such as the Cheap Market Program (Program Pasar Murah), Cheap and Subsidized Food Program (Program Pangan Murah Bersubsidi), Non-Cash Food Aid Program (Program Bantuan Pangan Non Tunai), Rice for Civil Service Program (Program Beras ASN), and Non-Cash Social Aid Program (Program Bantuan Sosial Non Tunai). Not only that, Food Station's quality food products are also distributed to modern trade and general trade across Indonesia.

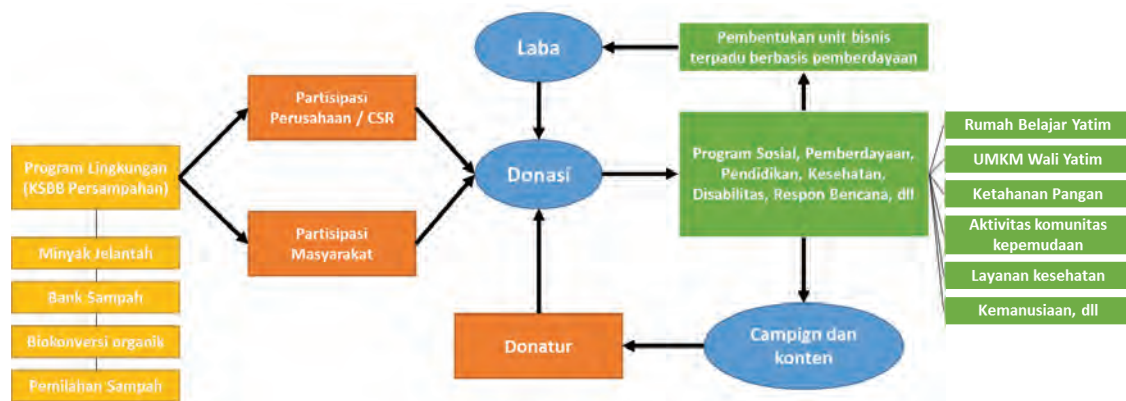
Nongovernment Good Practice: Grand Innovative Ecosystem

Tunasmuda Care Foundation (T.CARE) is a social institution engaged in education and the environment. T.CARE has five flagship programs: Indonesia Cerdas (Smart Indonesia), Indonesia Sehat (Healthy Indonesia), Indonesia Mandiri (Independent Indonesia), Indonesia Lestari (Sustainable Indonesia), and Indonesia Bangkit (Rising Indonesia). Full details in www.tcare.id.

In achieving its sustainable social actions, T.CARE has a concept of “Grand Innovative Ecosystem.” It means that each program has links and collaborations that support each other. One of T.CARE's main program is taking care of 390 fatherless orphans across 19 Orphanage Learning Houses or Rumah Belajar Yatim (RBY) in East Jakarta. Different from other organizations that use the concept of “boarding school” in taking care of fatherless orphans, RBY T.CARE is an external learning facility, thus, there is no separation between children and their mothers. From the education side,



Figure 6.13: Grand Innovative Ecosystem T.CARE



Source: Tunasmuda Care Foundation (T.CARE)

the children are given extra learning counseling, and routine scholarship every month. Meanwhile, the mothers or caretakers are given entrepreneurial support by establishing and assisting MSMEs.

In addition, there are many other supporting programs, such as free ambulance service and medical check-ups for orphans and pre-prosperous people, a nutrition fulfillment program, and other health programs. In the area of empowerment, the programs include establishing entrepreneurs for orphan caretakers and youth, establishing various productive communities, and hard-skill and digital marketing training.

T.CARE also carries out disaster response activities in a responsive manner, one of which is through the T.CARE Siaga (T.CARE Alert) COVID-19 program, that provided benefits to thousands of people in Indonesia during the pandemic.

Finally, in the area of the environment, T.CARE partners with the Environment Office of DKI Jakarta as website developer and aggregator for the Large-Scale Social Collaboration (KSBB) Program in Waste Management. The goal is to embrace the community and company CSR actors to be involved in efforts to address the waste problem, which is a priority issue in Jakarta. There is a crude oil donation program, waste bank assistance, bioconversion of organic waste with maggot BSF, and eco office. This environmental program is more oriented to funding, thus supporting other social programs, especially the orphans' program.

For the sustainability of various programs and activities that have many beneficiaries, T.CARE has established wide-scale collaboration with different partners, starting from the central government and the Provincial Government of DKI Jakarta, SOEs and LOEs, banking, business world, community organizations and philanthropy organizations, to universities and international agencies. The collaboration can be by activities, goods, or funding.

Grand Innovative Ecosystem Beneficiaries

CATEGORY	NAME OF PROGRAM		
INDONESIA BANGKIT (RISE INDONESIA)	Public Kitchen Aid for Victims of Jakarta Flood	320	Packages
	Eid Al-Fitr Hampers	363	Packages
	Clothing Packages	89	Packages
	Food Packages (nine staple foods)	5,624	Packages
	Self-Isolation Food Supply Packages	2,094	Packages
	Rice Packages	4,389	Packages
	Breaking the Fast Packages	400	Packages
	<i>Qurban</i> Meat Packages	3,000	Packages
	16,279		
INDONESIA CERDAS (SMART INDONESIA)	Orphan Learning House (<i>Rumah Belajar Yatim</i>)	390	Orphan Participants
	Religious Studies	30	Participants
	Education Packages for Orphans	250	Packages
	Educative Webinar	1,300	Participants
	Education Community Participants	10,700	Participants
	Environment Community Participants	30	Participants
	Work Ready Community Participants	500	Participants
	Social Community Participants	36	Participants
	Psychologist Community Participants	239	Participants
	Teaching Volunteers	200	Participants
	13,675		
INDONESIA LESTARI (SUSTAINABLE INDONESIA)	Waste Bank Aid Packages	30	Waste Banks
	Care for the Environment Packages	585	Packages
	Environmental Training	202	Participants
	Urban Maggot	50	Participants
	867		
INDONESIA MANDIRI (INDEPENDENT INDONESIA)	Community Training	185	Participants
	Productive Orphan Caretakers	20	Assisted Participants
	Digital School	30	Assisted Participants
	235		
INDONESIA SEHAT (HEALTHY INDONESIA)	Vaccination Centers	1,300	Participants
	Free Oxygen Service	10	Packages
	Vitamin and Health Packages	1,265	Packages
	Free Circumcisions	2	Orphan Participants
	2,577		
	GRAND TOTAL	33,633	

Notes: Some figures are rounded. Many more beneficiaries are not recorded in the data.



A pedestrian bridge. One of the pedestrian bridges on the main road at night in Jakarta.

7. MOVING FORWARD

Gaps, challenges, and declining SDG achievements, especially of the four priority SDGs whose performance was hardest hit by the COVID-19 pandemic, are not a hindrance for maximum and innovative efforts of the Provincial Government of DKI Jakarta and all stakeholders to achieve SDGs.

Through the Jakarta Kolaborasi platform, the DKI Jakarta Provincial Government has initiated and facilitated multiple breakthroughs to handle the impact of the COVID-19 pandemic and accelerate SDG achievements, ranging from broadening the scope of Large-Scale Social Collaboration (KSBB) sectors, expanding and reforming social assistance, providing economic incentives for the real sector and empowering entrepreneurship for MSMEs and MSIs, to undertaking online data collection and service delivery.

In addition to identifying and analyzing the status of SDG achievements, challenges, and efforts by the DKI Jakarta Provincial Government and other stakeholders, this 2021 VLR of DKI Jakarta process provides a number of follow-up recommendations relevant to the acceleration of four priority SDG achievements. And considering the interlinkages between all 17 SDGs, as well as the various challenges that are general or cross-SDGs, these are the crucial and integrated steps that can be taken by the Provincial Government of DKI Jakarta moving forward:

1. Paying special attention to the gaps, challenges and lessons-learned from the four priority SDGs identified in this VLR report and subsequently implementing the follow-up strategies provided in the Matrix of Main Issues and Recommendations for Follow-up for each SDG, involving all relevant elements, from both government and nongovernment partners. Attention and follow-up interventions need to be focused on several key indicators, including poverty and inequality levels (SDG 1); maternal and infant mortality rates and health insurance coverage (SDG 3); participation in early childhood education, teacher competence according to standards and the quality of educational facilities and infrastructure (SDG 4); and tax recovery post-COVID-19 pandemic, innovation in SDG financing, and availability of SDG disaggregated indicators (SDG 17).
2. Projecting the achievement of the four priority SDGs main indicators most affected by the COVID-19 pandemic and developing scenarios for accelerating their achievements in the remaining years of implementation of the 2017–2022 DKI Jakarta Medterm Development Plan (RPJMD), considering the availability of resources. For this, the DKI Jakarta's basic road map of SDGs prepared based on the 2021 DKI Jakarta SDGs VLR can be a guide in achieving several key priority SDG indicators as mentioned in point 1 above.
3. Improving the availability and quality of SDGs indicator data, so that it can support the process of mapping and analyzing the SDG achievement status in a more comprehensive manner, as well as formulating appropriate strategic measures to accelerate the SDG attainment. Due to the limitations of SDGs data from the Central Statistics Agency (BPS) and related local line agencies (OPD), it is necessary to have an SDG data center (SDG data hub) by giving the DKI Jakarta Provincial SDG Secretariat the data hub role in collecting, merging, and reviewing SDGs achievement data in each goal and indicator, under the direction and supervision of the DKI Jakarta Provincial SDGs Coordination Team.
4. Reviewing and selecting priority SDGs according to the development dynamics and needs of DKI Jakarta post-COVID-19 pandemic, as well as setting targets and main indicators for each priority

SDG that require special attention, through a multistakeholder consultation process. Subsequently, the Provincial Government of DKI Jakarta needs to develop a more comprehensive SDG road map containing the main indicators achievement projection based on the business-as-usual (BAU) and intervention scenarios, followed by policy directions and strategies for accelerating the attainment of SDGs in the implementation period of the next RPJMD toward 2030.

5. Changes in SDGs priorities, targets, and indicators can also be used to update or develop Regional Action Plans (RAD) and monitor future SDG achievements. The data series recapitulation of the SDG achievement is needed for the preparation of the subsequent RPJMD. In this case, the SDGs Secretariat of DKI Jakarta Province, if it functions as a data center for SDGs, can facilitate the review and change of priority SDGs, as well as the process of developing a more comprehensive DKI Jakarta SDGs Road Map with in-depth analysis.
6. Synergizing and expanding the SDG-related collaboration initiatives within the JDCN framework, involving all nongovernment actors in DKI Jakarta (including universities, think-tanks, research institutions, NGOs and philanthropic actors, the business world, media, and community groups), in accordance with the field and resources of each nongovernment partner. In addition, the Provincial Government of DKI Jakarta needs to expand collaboration with government and nongovernment partners in other regions in various sectors, including agriculture and animal husbandry, which are the levers of development and achievement of the SDGs for the capital city and partner cities and regions.
7. Undertaking analysis of financing needs, especially for priority SDGs, and accordingly formulating financing scenarios based on the potential resources available in the Provincial Government of DKI Jakarta and nongovernment partners. This is important because of the need for large investment and financing for the SDGs. The simple analysis of SDGs financing available in the VLR report and DKI Jakarta SDGs Roadmap can be used as the basis for a more comprehensive and detailed analysis of the needs and potential sources of financing to accelerate the achievement of the SDGs toward 2030.
8. As a follow-up to the financing needs analysis and scenarios, it is required to develop innovative and inclusive financing schemes to support the achievement of SDGs, including: (i) the scheme of regional government and business entity cooperation (KPDBU); (ii) other nongovernment investments such as CSR, remittances, NGO and philanthropic funds, and zakat; (iii) loan instruments from the central government through state-owned enterprises (BUMN) for infrastructure development; and (iv) recovery of tax revenues due to the COVID-19 pandemic by providing stimulus to the public and the business world.
9. Actively conducting massive socialization and advocacy on SDGs, involving all elements of government and nongovernment through multiple media channels—print, electronic, and social media such as Instagram, website, and YouTube channels belonging to the DKI Jakarta Provincial Development Planning Agency (Bappeda); Office of Communication, Information, and ICT (Diskominfotik); and the provincial SDG Secretariat.
10. Reducing spatial (geographic) disparities in the achievement of the SDGs, by paying special attention to the Seribu Islands Regency which lags far behind in many important SDGs indicators from the DKI Jakarta's five Administrative Cities (Central Jakarta, South Jakarta, East Jakarta, West Jakarta, and North Jakarta) in DKI Jakarta. The DKI Provincial Government needs to conduct a deeper study of the gaps and challenges of SDGs in the Seribu Islands Regency, followed by affirmative policies and strategies by developing specific intervention schemes and innovative financing scenarios, and maximally involving various nongovernment elements.
11. Strengthening the integration and mainstreaming of SDGs into annual and 5-year development planning documents (i.e., RKPD, Renstra, RPJMD, KLHS) through development planning deliberations (Musrenbang) from the city or district level to the provincial level.

The mainstreaming process can take advantage of the analysis results from various SDGs report documents including the VLR report, and Roadmap containing projections of the SDG achievement and the interlinks of goals and indicators.

12. Conducting VLR regularly (annually or every 2 years depending on local needs) through intensive consultation with all stakeholders, under the active coordination of the DKI Jakarta Provincial Government through the provincial SDG Coordination Team.

To ensure a quality VLR process, the following are required:

- (i) advocacy on the importance of VLR to all local government officials, parliament members, and elements of nongovernment partners to obtain political and institutional support (local ownership) for VLR;
- (ii) alignment of the VLR process with regional development planning and budgeting schedules to obtain financial support for the VLR implementation;
- (iii) availability of sufficient time, between 10 and 12 months, so that all stages and steps in the VLR process can be carried out properly;
- (iv) capacity building of local government officials, especially the provincial SDGs Secretariat team, and nongovernment partners (e.g., local universities) in conducting the VLR;
- (v) appropriate and rigorous internal review and validation, as well as external review by regional and international partners—support from international partners can also be via quality assurance and organizing regional or international fora as a space for exchanging information and experiences in the implementation of VLR;
- (vi) implementation of VLR prior to the Voluntary National Review (VNR) process, so that the VLR results feed into the VNR; and
- (vii) improvement of availability and quality of SDGs disaggregated indicator data facilitated by the SDGs Data Center.



APPENDIX

DKI JAKARTA SDG ROAD MAP
TOWARD 2030: Highlights

Contents

Introduction	4
Performance of DKI Jakarta Province against the Sustainable Development Goals	5
Projection of Indicator Achievement and Policy Direction for Sustainable Development Goals, 2022–2030	8
SDG 1 End poverty in all its forms everywhere.....	8
SDG 3 Ensure healthy lives and promote well-being for all at all ages.....	10
SDG 4 Ensure inclusive and equitable quality education and promote lifelong learning opportunities for all	14
SDG 17 Strengthen the means of implementation and revitalize the global partnership for sustainable development.....	16
Interlinkages of the 17 Sustainable Development Goals.....	17
Sustainable Development Goal Financing	19
Moving Forward.....	22

Figures

Figure A.1: Achievement Trends of 17 Sustainable Development Goals of DKI Jakarta, 2019–2020	5
Figure A.2: Recap Table on the Sustainable Development Goal Achievement Status in DKI Jakarta Province 2020.....	6
Figure A.3: Achievement Trends of Four Priority Sustainable Development Goals and Main Issues in DKI Jakarta, 2019–2020.....	7
Figure A.4: Projected Indicator Achievement of Poverty Level Using Linear Model.....	8
Figure A.5: Projected Indicator Achievement of Maternal Mortality Rate Using Linear Model	10
Figure A.6: Projected Indicator Achievement of Under-Five Mortality Using Linear Model.....	11
Figure A.7: Projected Indicator Achievement of Infant Mortality Rate Using Linear Model.....	12
Figure A.8: Projected Indicator Achievement of Gross Participation in Primary, Junior High, Senior High Schools, and Equivalent Using Linear Model.....	14
Figure A.9. Projected Indicator Achievement of Tax Revenue using Linear Model.....	16
Figure A.10: Scope of Policies to Accelerate the Sustainable Development Goal Achievement	17
Figure A.11: Illustrated Priority Sustainable Development Goal Interlinkages with Other Sustainable Development Goal	18
Figure A.12. DKI Jakarta Local Budget Allocation Support for Sustainable Development Goals.....	19
Figure A.13: Budget Allocation for Grant and Social Assistance Expenses, 2018–2020.....	20
Figure A.14: Illustrated Budget Allocation of Nongovernment Partners, 2019–2020.....	21

Introduction

This road map was prepared based on the 2021 Sustainable Development Goal (SDG) Voluntary Local Review (VLR) for DKI Jakarta, and made simple as an easy-to-understand reference for all stakeholders in preparing a more comprehensive road map.

Referring to Indonesia's Sustainable Development Goal (SDG) Road Map toward 2030 from the Ministry of National Development Planning/Agency of National Development Planning (Bappenas) and the 2021 DKI Jakarta Strategic Environmental Assessment (KLHS) document, this road map briefly contains the existing condition of Sustainable Development Goals and the achievement projection of several indicators in DKI Jakarta, followed by recommended policy direction and strategies for each of the four priority SDGs analyzed in the capital city's SDG VLR.

Due to time constraints, projection of the SDG indicator achievement was undertaken using the business-as-usual (BAU) scenario, instead of the SDG accelerating intervention scenario, and was focused on a number of main indicators most relevant to the challenges of the four priority SDGs under the 2021 DKI Jakarta VLR. The indicators projected under the BAU scenario include the Poverty Rate (SDG 1: No Poverty); Maternal Mortality Rate, Under-Five, and Infant Mortality Rates (SDG 3: Good Health and Well-Being); Gross Participation Rate at the primary to senior high schools (SDG 4: Quality Education); and Ratio of Local Tax Revenue to gross regional domestic product or GRDP (SDG 17: Partnerships for the Goals).

Also included in this road map, a simple mapping of the interlinkages of all 17 Sustainable Development Goals, especially the interaction between the four priority SDGs and other goals, taking into account the analysis results of Indonesia SDG Road Map and interlinkage mapping of Sustainable Development Goals in the 2021 KLHS of DKI Jakarta. Results of this simple mapping process are expected to serve as reference for various stakeholders in making priority scales of the Sustainable Development Goals and policy strategies with the biggest leverage for other goals.

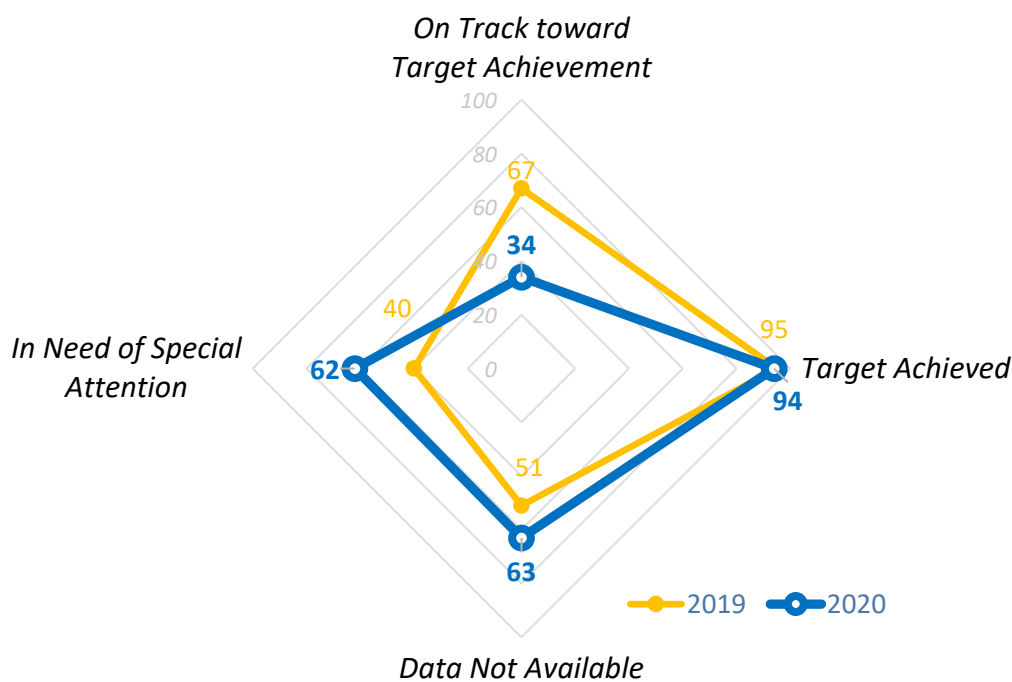
The SDG financing needs and strategies are presented in the next section of this road map, which can also be used as a reference for conducting detailed analysis and formulating innovative SDG financing scenarios. Lastly, a number of recommendations to moving forward are briefly outlined for consideration by all stakeholders in preparing a more comprehensive road map with in-depth analysis.

Performance of DKI Jakarta Province against the Sustainable Development Goals

The 2021 DKI Jakarta SDG Voluntary Local Review (VLR) revealed that prior to the coronavirus disease 2019 (COVID-19) pandemic, DKI Jakarta had showed a positive trend in achieving the SDGs.

Until 2019, of 253 SDG indicators in DKI Jakarta’s Local Action Plan (RAD), as many as 95 indicators, or 37.5%, were on the status of target achieved, and 67 indicators or 26.5% were on track toward target achievement or improving compared to achievement in the previous period. Meanwhile, only 40 indicators or 15.8% were in need of special attention or on the status of target not achieved and worse than the previous period’s achievement, and the remaining 51 indicators (20.2%) had no identified data.

Figure A.1: Achievement Trends of 17 Sustainable Development Goals of DKI Jakarta, 2019–2020



Source: Sustainable Development Goal Voluntary Local Review Report for DKI Jakarta 2021.

With the COVID-19 pandemic affecting people’s mobility and activities, DKI Jakarta has faced a number of challenges to achieve SDGs. In 2020, although the number of indicators that were on the status of target achieved only decreased by one, from 95 to 94 indicators (37.2%), indicators that were on track toward target achievement or improving compared to achievement in the previous period dropped dramatically to 34 indicators (13.4%), nearly half of the 67 indicators in 2019. Meanwhile, there were 62 (24.5%) indicators in need of special attention due to underwhelming achievement, and for the remaining 63 indicators (24.9%), data were not identified.


The analysis of indicator achievement of the 2021 DKI VLR shows four SDGs highly affected by the COVID-19 pandemic—SDG 1: No Poverty, SDG 3: Good Health and Well-Being, SDG 4: Quality Education, and SDG 17: Partnerships for the Goals, which have cross-cutting issues and sectors.

Figure A.2: Recap Table on the Sustainable Development Goal Achievement Status in DKI Jakarta Province 2020

1	NO POVERTY		5 targets 25 indicators	8 32%	4 16%	3 12%	10 40%
2	ZERO HUNGER		2 targets 10 indicators	5 50%	1 10%	4 40%	
3	GOOD HEALTH AND WELL-BEING		11 targets 34 indicators	12 35%	6 18%	7 21%	9 26%
4	QUALITY EDUCATION		7 targets 14 indicators	4 29%	4 29%	5 36%	1 7%
5	GENDER EQUALITY		5 targets 15 indicators	4 27%	1 7%	9 60%	
6	CLEAN WATER AND SANITATION		6 targets 19 indicators	9 47%	7 37%	3 16%	
7	AFFORDABLE AND CLEAN ENERGY		2 targets 3 indicators	2 67%		1 33%	
8	DECENT WORK AND ECONOMIC GROWTH		8 targets 20 indicators	2 10%	1 5%	17 85%	
9	INDUSTRY, INNOVATION AND INFRASTRUCTURE		6 targets 11 indicators	4 36%		4 36%	3 27%
10	REDUCED INEQUALITIES		4 targets 9 indicators	5 56%	1 11%	2 22%	1 11%
11	SUSTAINABLE CITIES AND COMMUNITIES		8 targets 16 indicators	8 50%	1 6%	3 19%	4 25%
12	RESPONSIBLE CONSUMPTION AND PRODUCTION		6 targets 7 indicators	1 14%	1 14%	2 29%	3 43%
13	CLIMATE ACTION		2 targets 4 indicators	3 75%		1 25%	
14	LIFE BELOW WATER		6 targets 9 indicators	6 67%		2 22%	1 11%
15	LIFE ON LAND		8 targets 12 indicators	6 50%		6 50%	
16	PEACE, JUSTICE, AND STRONG INSTITUTIONS		9 targets 31 indicators	11 35%	7 23%	7 23%	6 19%
17	PARTNERSHIP FOR THE GOALS		7 targets 14 indicators	4 29%		7 50%	3 21%
SDGs			102 targets 253 indicators	94 37%	34 13%	62 25%	63 25%

Source: Sustainable Development Goal Voluntary Local Review Report for DKI Jakarta 2021.

Figure A.3: Achievement Trends of Four Priority Sustainable Development Goals and Main Issues in DKI Jakarta, 2019–2020



COVID-19 = coronavirus disease 2019, SDG = Sustainable Development Goal.

Source: Sustainable Development Goal Voluntary Local Review Report for DKI Jakarta 2021.

Projection of Indicator Achievement and Policy Direction for Sustainable Development Goals, 2022–2030



SDG 1 End poverty in all its forms everywhere

Projection of Indicator Achievement

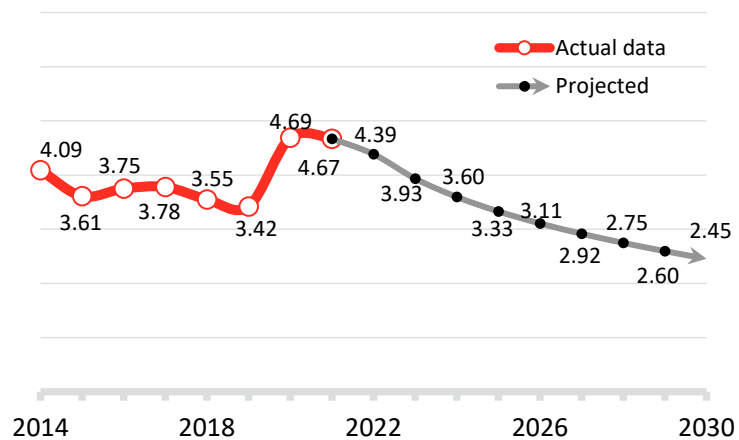
Figure A.4: Projected Indicator Achievement of Poverty Level Using Linear Model

1.2.1* Percentage of population living below the national poverty line

2.45%

poverty rate in 2030, projected with BAU scenario

With a very low poverty rate, DKI Jakarta is faced with the challenge to eradicate the hardcore poverty



BAU = business-as-usual, SDG = Sustainable Development Goal.
Actual data source: Central Agency of Statistics (BPS).

The poverty rate in DKI Jakarta Province is at the lowest point—under 5%—making it difficult to eradicate as the poorest are in a far more complicated situation than just a matter of financial needs. They often have a complex set of circumstances that makes it hard to escape from poverty, such as health and education problems.

Therefore, a *breakthrough policy* is required, rather than just *business-as-usual*, to sustain the poverty rate reduction.

The poverty gap between districts and cities in DKI Jakarta is widened, most notably in the district of Seribu Island (Thousand Islands), reaching double digits, way above the poverty level in the five

administrative cities. In this case, a special intervention and affirmative policy to effectively reduce the poverty rate in the Island is strongly suggested.

Additionally, with the very low poverty rate, it is necessary to ensure that vulnerable groups with income slightly above the poverty line would not fall into poverty. Especially with the COVID-19 pandemic, vulnerable groups experience reduction and loss of income. Therefore, policies of poverty reduction should maintain the stability of macroeconomics (stable growth and inflation, most notably, stable prices of basic commodities). At the micro level, policies of social protection and productive economy (economic empowerment) have to sustain and expand.

Policy Direction and Strategy for 2022–2030

- (i) Expanding innovative and inclusive social protection schemes based on a *life-cycle approach* to better outreach the poorest and most vulnerable groups.
- (ii) Integrating social protection (social assistance and social security) with inclusive financing.
- (iii) Preparing a road map for transforming *the poverty targeting -based social protection toward a universal social protection system* covering all citizens.
- (iv) Promoting and facilitating more innovations for collaboration of various stakeholders to address poverty and inequality.
- (v) Improving the basic services through reliable and responsive governance of minimum service standards (MSS).
- (vi) Developing tech-based innovations for the delivery of social assistance and basic services throughout the DKI Jakarta Region (digital social services delivery).
- (vii) Updating social protection data on a regular basis, integrated and synchronized with the database of demographic and socioeconomic registry being developed by the central government (i.e., Bappenas).
- (viii) Ensuring aligned targeting between local and national social protection programs.
- (ix) Establishing Single Window Social Service as a complaint handling system, to proactively outreach the poor and vulnerable people, to identify and handle their complaints, and to forward these complaints to relevant service providers for resolution.
- (x) Improving access to affordable quality universal health coverage, to ensure that all poor and vulnerable people are registered.
- (xi) Strengthening the capacity of local government officials in *pro-poor analysis, planning, budgeting, and monitoring and evaluation*.
- (xii) Ensuring an environment that is resilient to disasters and climate crisis to minimize impacts (economic and social) on poor and vulnerable people.
- (xiii) Developing social entrepreneurship to alleviate social problems among the community.
- (xiv) Building capacity of the poor and middle class through various training workshops, assistance in business startup, and mentoring.
- (xv) Securing capital and market for local economic enterprises.
- (xvi) Utilizing appropriate technology and innovation to improve added values for community-owned productive businesses.
- (xvii) Creating favorable entrepreneurial climate supported with fair and equitable policies.
- (xviii) Paying special attention to the district of Seribu Island with the very high poverty rate, by implementing affirmative and innovative policies to reduce basic spending burden of the community, and increase their purchasing power.



SDG 3

Ensure healthy lives and promote well-being for all at all ages

Projection of Indicator Achievement

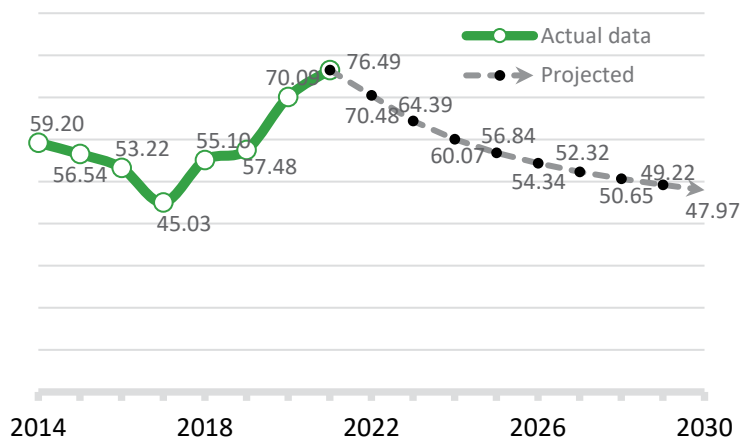
Figure A.5: Projected Indicator Achievement of Maternal Mortality Rate Using Linear Model

3.1.1* Maternal Mortality Rate (MMR)

47.97

Mortality per 100,000 live births in 2030, projected with BAU scenario

The Maternal Mortality Rate in DKI Jakarta is still in need of attention



BAU = business-as-usual, SDG = Sustainable Development Goal.

Actual data sources: DKI Jakarta’s SDG Progress Reports 2019 and 2020; DKI Jakarta’s SDG Monitoring Report - Semester 1 2021; DKI Jakarta Health Agency 2022.

Despite being far below the national figure, the Maternal Mortality Rate (MMR) in DKI Jakarta requires some attention, considering an upward trend in recent years, particularly during the COVID-19 pandemic. In general, MMR is closely related to various factors, ranging from health care services to socioeconomic factors. Additionally, women who are married at a young age have a higher risk of mortality during childbirth.

As explained in the Indonesia SDG Road Map toward 2030, health workers play an important role in attending childbirth process to prevent maternal death. For this reason, the coverage of professional (skilled) health workers in attending the delivery process needs attention.

MMR is also interrelated with access to quality health services. In addition to health facilities, geographical challenges of the Seribu Island district complicate access to existing health facilities.

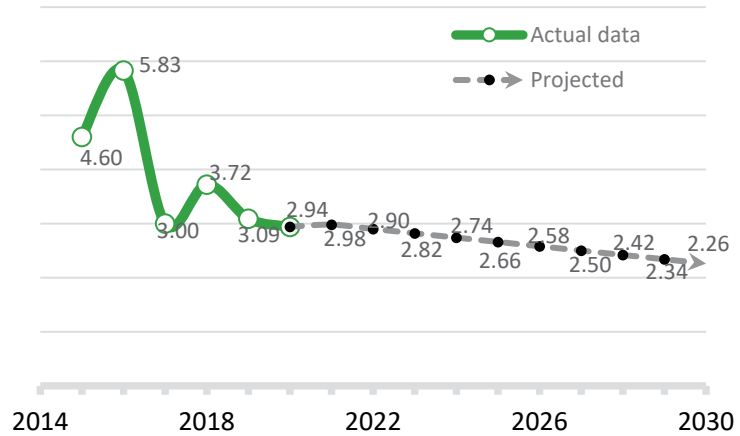
Figure A.6: Projected Indicator Achievement of Under-Five Mortality Using Linear Model

3.2.1* Under-Five Mortality Rate per 1,000 live births

2.26

Mortality per 1,000 live births in 2030, projected with BAU scenario

The low Under-Five Mortality Rate in DKI Jakarta shows a downward trend



BAU = business-as-usual, SDG = Sustainable Development Goal.

Actual data sources: DKI Jakarta's SDG Progress Reports 2019 and 2020; DKI Jakarta's SDG Monitoring Report - Semester 1 2021; DKI Jakarta Health Agency 2022.

The Under-Five Mortality Rate in DKI Jakarta is currently very low, nevertheless, it is targeted to decline even lower, demonstrating the commitment of the Provincial Government of DKI Jakarta in improving people's welfare. The low rate of this indicator with significant downward trend has been driven by the very low poverty rate, improved child nutrition status and health facilities, and other mitigation measures.

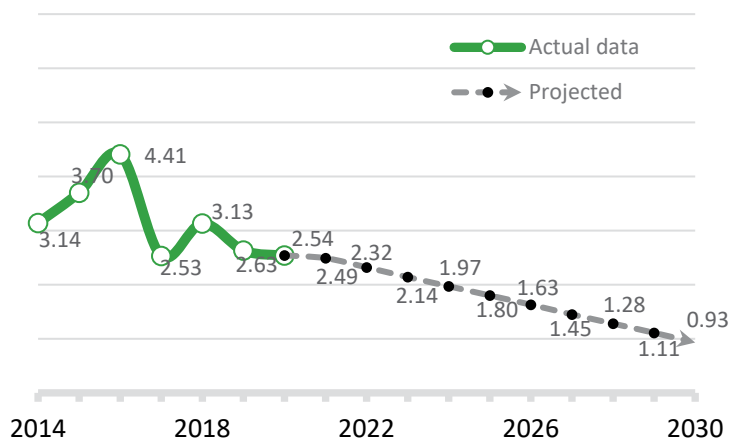
Figure A.7: Projected Indicator Achievement of Infant Mortality Rate Using Linear Model

3.2.2.(a) Infant Mortality Rate per 1,000 live births

0.93

Mortality per 1,000 live births in 2030, projected with BAU scenario

The Infant Mortality Rate in DKI Jakarta also shows a downward trend



BAU = business-as-usual, SDG = Sustainable Development Goal.

Actual data sources: DKI Jakarta's SDG Progress Reports 2019 and 2020; DKI Jakarta's SDG Monitoring Report - Semester 1 2021; DKI Jakarta Health Agency 2022.

Despite having a downward trend, Infant Mortality Rate still requires some attention. The target of reducing the mortality to a lower number in the coming years toward 2030 is quite challenging as the causes of infant death are increasingly complex which are closely related to the handling of the mother's pregnancy and the postpartum period.

At the national level, as described in the Indonesia SDG Road Map toward 2030, more than half of infant mortality cases occur in the neonatal period, that is 28 days after delivery. Thus, quality care during delivery and the first month after delivery is very important. Additionally, immunization is crucial to prevent infant death.

Policy Direction and Strategy for 2022–2030

- (i) Improving continuum of maternal and neonatal care in both public and private health facilities.
- (ii) Expanding complete basic immunization coverage for infants.
- (iii) Strengthening community-based maternal and child health services (e.g., Posyandu).
- (iv) Improving nutritional status of adolescent girls and pregnant women.
- (v) Increasing coverage of quality family planning and reproductive health.
- (vi) Expanding and improving services for pregnant, maternity, and postpartum women.
- (vii) Paying attention to the health condition of children from an early age by monitoring the morbidity rate of early childhood and the proportion of children with health issues on a regular basis.
- (viii) Building community health service resilience that is adaptive to various disaster conditions.
- (ix) Promoting family and community-based programs and activities that focus on improving healthy lifestyles.
- (x) Encouraging nongovernment partners (business, philanthropic bodies, NGOs, and others) to participate in the implementation of integrated health programs and activities, from

providing regulations as basis for collaboration, to technical implementation and socialization.

- (xi) Improving health infrastructure as well as the quantity and quality of health-related human resources that are globally competitive.
- (xii) Promoting 100% population coverage of health insurance with affirmative policies for the poor and vulnerable groups.
- (xiii) Providing assistance on mental health recovery for pandemic affected community.
- (xiv) Improving access to healthy food options.
- (xv) Developing healthy working area and environment (healthy cities, markets, schools, and workplaces).
- (xvi) Increasing mass transportation availability and connectivity to encourage people's mobility and physical activity.
- (xvii) Strengthening the web-based integrated health service information platform (Healthy Jakarta).
- (xviii) Establishing collaboration in developing online-based registration, reporting and socialization, especially integrated with health service facilities and community.



SDG 4

Ensure inclusive and equitable quality education and promote lifelong learning opportunities for all

Projection of Indicator Achievement

Figure A.8: Projected Indicator Achievement of Gross Participation in Primary, Junior High, Senior High Schools, and Equivalent Using Linear Model

4.1.1.(d)
Gross Participation Rate in primary schools/equivalent

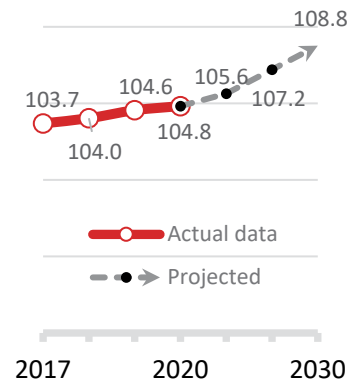
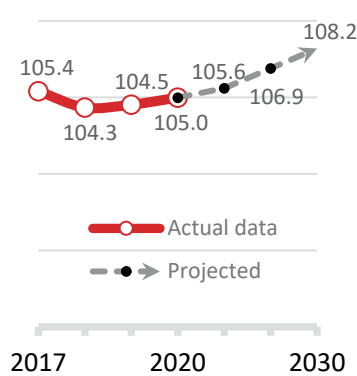
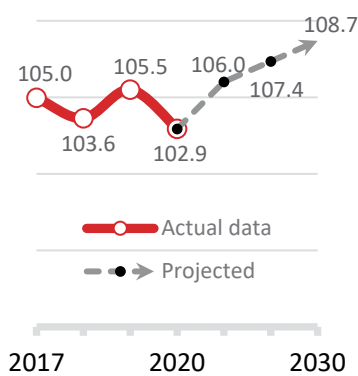
4.1.1.(e)
Gross Participation Rate in junior high schools/equivalent

4.1.1.(f)
Gross Participation Rate in senior high schools/equivalent

Gross Participation in primary schools/equivalent fluctuates but is projected to rise

Gross Participation in junior high schools/equivalent is projected to rise

Gross Participation in senior high schools/equivalent is projected to rise



108.69%

Gross Participation Rate in primary schools/equivalent by 2030, projected with BAU scenario

108.19%

Gross Participation Rate in junior high schools/equivalent by 2030, projected with BAU scenario

108.77%

Gross Participation Rate in senior high schools/equivalent by 2030, projected with BAU scenario

BAU = business-as-usual, SDG = Sustainable Development Goal.

Actual data sources: DKI Jakarta's SDG Progress Reports 2019 and 2020; DKI Jakarta's SDG Monitoring Report - Semester 1 2021; Ministry of Education, Culture, Research and Technology; DKI Jakarta Education Agency 2022.

The gross participation rate in primary schools or equivalent in DKI Jakarta fluctuated from year to year, with a slight decrease in 2020, therefore requires some attention. This indicator is in need of intervention and monitoring to ensure that it continues to grow upward toward 2030.

In general, the gross participation rate in junior high schools or equivalent has reached more than 100% since 2017. However, efforts are needed to keep this indicator moving steadily toward 2030 by improving the condition of educational facilities and supporting infrastructure.

The gross participation rate in senior high schools or equivalent has also reached the target set and continues to increase. What is needed is the intervention strategy to reach some children who graduate from junior high school, but do not go on to attend senior high school, and some children who drop out of the secondary education level, so that by 2030, the target of this indicator will still be achieved.

Policy Direction and Strategy for 2022–2030

- (i) Improving data quality and availability, as well as access to technology and information in the education sector.
- (ii) Improving the distribution of quality education services across regions at primary and secondary levels without discrimination and for free.
- (iii) Providing adequate educational assistance to school-age children from poor and vulnerable families.
- (iv) Handling the school-age children who are not in school (school-age out-of-school children) to return to school through revitalization of the retrieval program (back-to-school movement).
- (v) Improving the quality of teachers through access to training and certification while paying attention to their welfare.
- (vi) Strengthening the functionality of headmasters and school or madrasah supervisors in ensuring the quality of education services.
- (vii) Improving the quality of educational support facilities according to building standards and safety.
- (viii) Developing research facilities and infrastructure to boost technological capacity and innovation.
- (ix) Increasing access to inclusive formal and informal education at all educational levels through cooperation with universities and other relevant partners.
- (x) Building the education system through a structured and long-term grand design of the education sector policy.
- (xi) Strengthening the culture of literacy by promoting enthusiasm for reading, math, and science, as well as improving the quality of and access to inclusive library services.
- (xii) Strengthening life-skills training to increase productivity based on regional potential advantages.
- (xiii) Developing a vocational education model in accordance with local development and driven by collaboration with business and industry sectors.
- (xiv) Providing more support to the implementation of early childhood education and improving the quality of its institutions.
- (xv) Implementing the disaster-resilient education.
- (xvi) Stimulating innovation and multistakeholder collaboration in the education sector.



SDG 17

Strengthen the means of implementation and revitalize the global partnership for sustainable development

Projection of Indicator Achievement

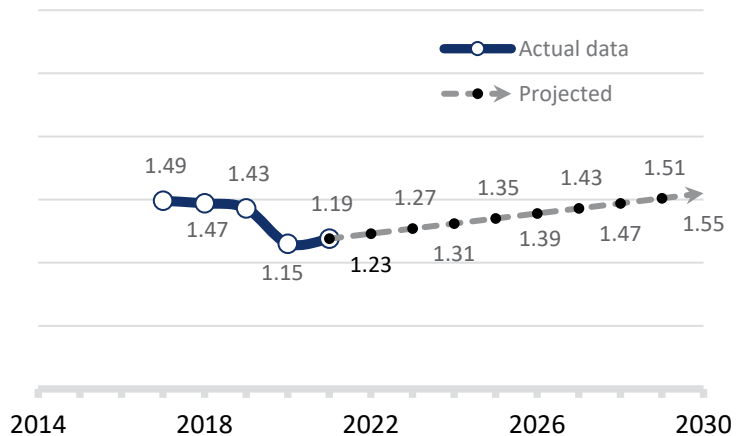
Figure A.9: Projected Indicator Achievement of Tax Revenue Using Linear Model

Ratio of local tax revenue to GRDP

1.55

Ratio of local tax revenue to GRDP by 2030, projected with BAU scenario

The ratio of tax revenue to GRDP is still low, but is projected to rise



BAU = business-as-usual, GRDP = gross regional domestic product, SDG = Sustainable Development Goal. Actual data sources: DKI Jakarta’s SDG Progress Reports 2019 and 2020; DKI Jakarta’s SDG Monitoring Report - Semester 1 2021; Economic Bureau of the Governor Office and Regional Revenue Agency 2022.

The ratio of local tax revenue to GRDP of DKI Jakarta is relatively low compared to the target to achieve. Most notably with the COVID-19 pandemic, the tax revenues decreased in 2020 and 2021.

Facing these challenges, DKI Jakarta has taken a number of strategies and steps to secure the regional income, that started with recovery of the economy which can, in turn, restore local tax revenues.

Policy Direction and Strategy for 2022–2030

- (i) Providing tax relaxation to help recover the economy, post-COVID-19 pandemic.
- (ii) Increasing public awareness and compliance in paying taxes, including those of hard-to-tax sectors.
- (iii) Conducting data collection for Taxpayers and Tax Objects.
- (iv) Expanding the tax base and providing legal certainty and administrative convenience.
- (v) Ensuring simplicity of tax collection.
- (vi) Building tax policies adaptive to the rapid development of the digital technology era.
- (vii) Maximizing the utilization of data and information for tax purposes.

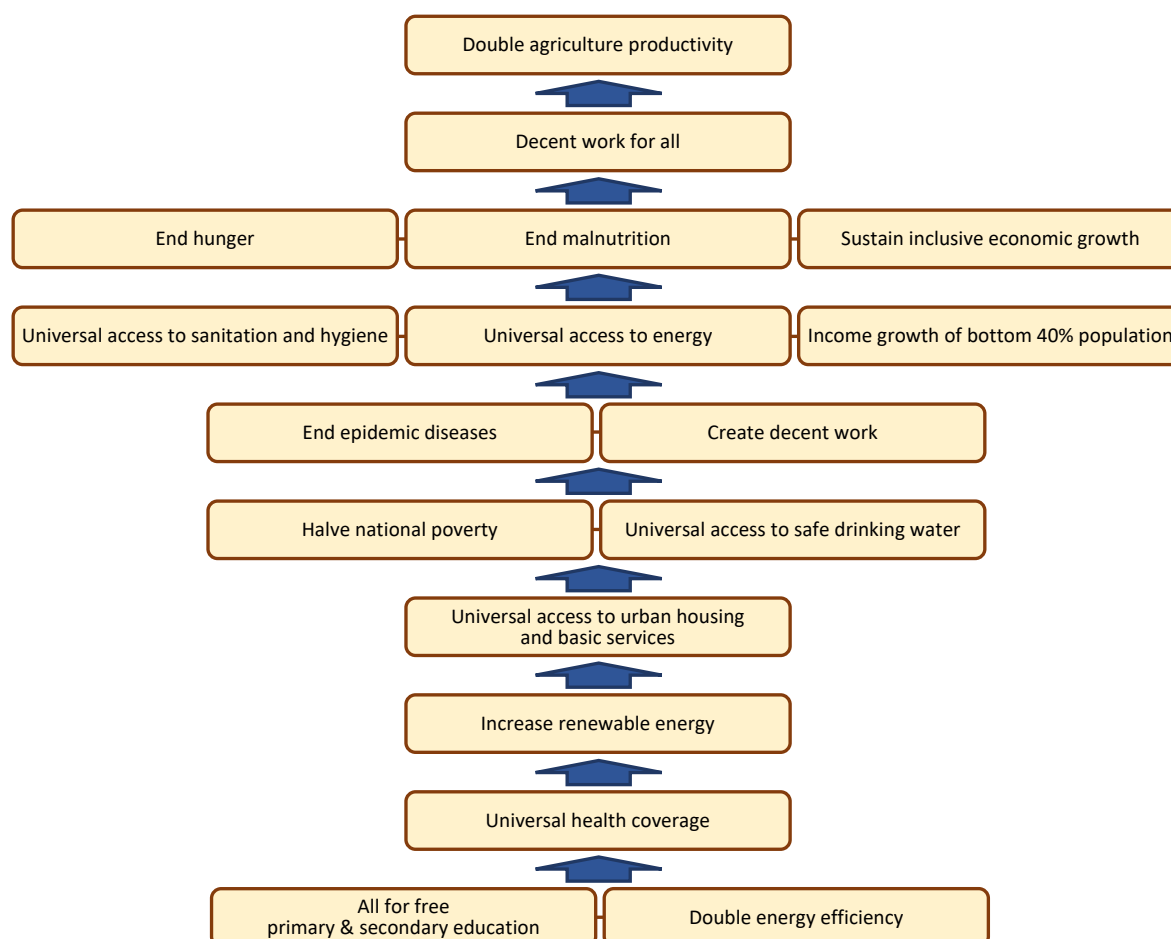
Interlinkages of the 17 Sustainable Development Goals

The SDGs are a global development agenda that are interrelated and mutually supportive. Therefore, the implementation requires a systematic and comprehensive design of policy direction and strategies through multisector collaboration.

A lot of literature discusses the interrelationships among the 17 SDGs and their targets which interact with each other. One achieved goal or target can contribute to the achievement of other goals and targets, forming a complex network of linkages. Among this literature is a publication from the United Nations Department of Economic and Social Affairs or UN-DESA (Le Blanc 2015), an Institute for Global Environmental Strategies or IGES research report (Zhou and Moinuddin 2017), a Bappenas study report (Bappenas 2018), and Nippon Foundation-sponsored scientific publication (Singh et al. 2018).¹

The IGES case studies in nine Asian countries, including Indonesia, are the most comprehensive on the interlinkages among SDGs and their targets, and are most relevant to the Indonesian context, so that they become the basis for analysis of the Indonesia SDG Road Map 2017–2030.

Figure A.10: Scope of Policies to Accelerate the Sustainable Development Goal Achievement



Source: Indonesia SDG Road Map toward 2030.

¹ Ministry of National Development Planning/Agency of National Development Planning. *Indonesia SDG Road Map toward 2030*.

The Indonesia SDG Road Map reveals that, of the 43 SDG targets analyzed, 17 targets out of 9 goals strongly influence other targets, with a low level of dependency (strong driver-weak dependent variables). These targets are those with high driving forces. Furthermore, the Road Map analysis recommends prioritizing most important targets (at the main level) that can effectively push the achievement of other targets: free primary and secondary education (Target 4.1), double energy efficiency (Target 7.3), universal health coverage (Target 3.8), and increased renewable energy (Target 7.2).

As shown in Figure A.10, other important policies recommended to accelerate the SDG achievement are: expanding access to urban housing and basic services, providing safe drinking water, reducing poverty, ending epidemic diseases, and increasing access to energy, as well as increasing income of the poor. These targets will facilitate the achievement of other SDGs: ending hunger and malnutrition, inclusive economic growth which, in turn, will increase the number of workers and productivity, as well as achieve community welfare.

Considering the analysis results of the Indonesia SDG Road Map above, and referring to the linkage analysis of six priority SDGs with other goals in the 2021 DKI Jakarta KLHS,² the following is a simple mapping of interlinkages between the four priority SDGs of the 2021 DKI Jakarta VLR and the 13 other goals. The results of this mapping process are expected to serve as a reference for all stakeholders in determining the SDG priority scales and policy strategies with the greatest leverage for other SDGs.

In the context of the 2021 DKI Jakarta VLR, three of the four priority SDGs—SDG 1: No Poverty, SDG 3: Good Health and Well-Being, and SDG 4: Quality Education can be achieved by realizing Sustainable Cities and Communities (SDG 11). Therefore, SDG 11 indirectly covers the three priority SDGs.

Figure A.11: Illustrated Priority Sustainable Development Goal Interlinkages with Other Sustainable Development Goals



SDG = Sustainable Development Goal.
Source: KLHS for DKI Jakarta 2021. Adapted.

² Six priority SDGs in the 2021 DKI Jakarta KLHS - SDG 3: Good Health and Well-Being, SDG 8: Decent Work and Economic Growth, SDG 6: Clean Water and Sanitation, SDG 4: Quality Education, SDG 1: No Poverty, and SDG 2: Zero Hunger.

Meanwhile, SDG 17 Partnership for the Goals, which is also part of the four priority SDGs in the 2021 DKI Jakarta VLR, supports the achievement of all SDGs. The key to achieving all SDGs is institutions and good governance, as reflected in SDG 16: Peace, Justice and Strong Institutions. The other SDGs (2, 5, 6, 7, 8, 9, 10, 12, 13, 14, and 15) are interlinked with the priority SDGs.

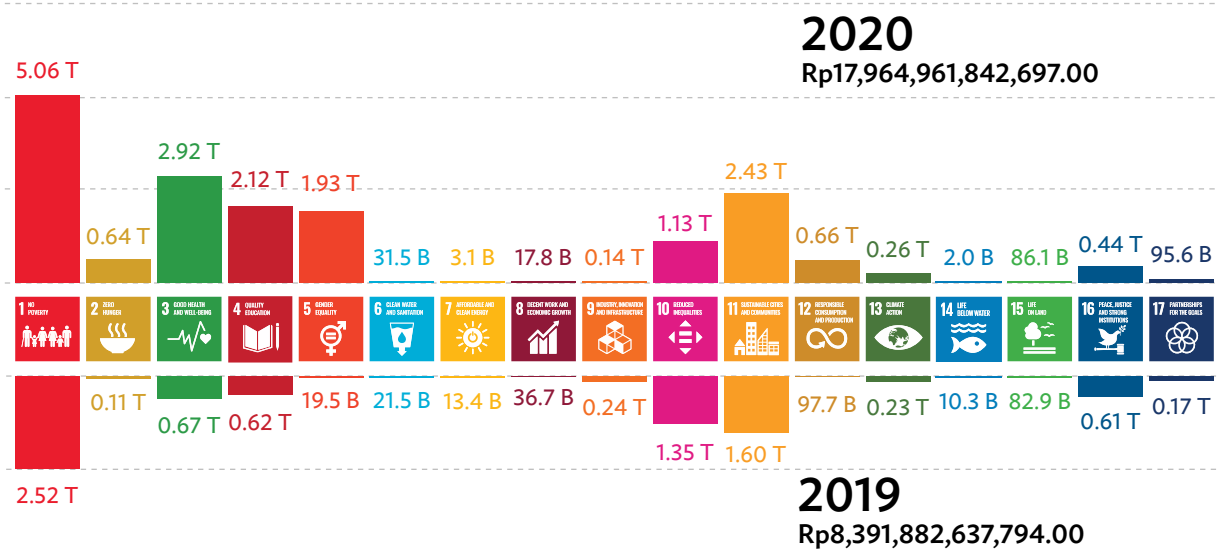
By looking in detail and holistically how the 17 SDGs are interrelated with each other, especially with the priority SDGs, the alternative policy scenarios and strategies which have been prepared focus on the priority SDGs and, at the same time, contribute to other related goals.

Sustainable Development Goal Financing

Achieving the SDGs requires adequate financing.³ Innovation is a necessity to accelerate SDG achievement with the active involvement of all stakeholders, both government and nongovernment. In this case, private sectors, philanthropic organizations, and other partners are needed to support the SDG investment toward 2030.

In DKI Jakarta, the sources of financing for SDGs come from the government and nongovernment parties. Financing from the government is done through the budget of Local Line Agencies (OPD) and other sources, such as grants and social assistance. Meanwhile, funding from nongovernment entities comes from various partners, including those that are part of the Coordination Team for DKI Jakarta’s SDG Implementation.

Figure A.12: DKI Jakarta Local Budget Allocation Support for Sustainable Development Goals



APBD = Amendment of the Local Budget, M = million, Rp = rupiah, SDG = Sustainable Development Goal, T = trillion.

Source: Annex of the SDG Achievement Reports in DKI Jakarta 2019 and 2020, processed data.

³ Main Source: SDG Voluntary Local Review (VLR) for DKI Jakarta 2021.

Sustainable Development Goal Financing through Local Line Agencies (OPD) and Other Sources

SDG financing through OPD generally comes from the Local Budget (APBD). DKI Jakarta has around 52 OPDs across 37 affairs or fields, all of which are directly and indirectly relevant to SDGs and support the achievement of the set targets.

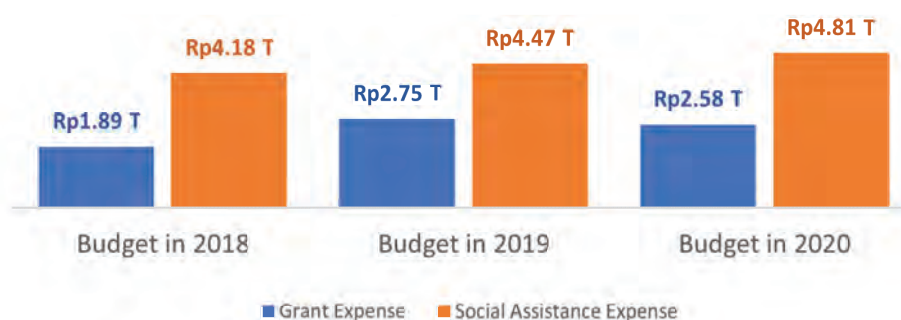
In the SDG Local Action Plan (RAD) of DKI Jakarta, there are 30 key OPDs as the main organization in charge of achieving each SDG indicator. Meanwhile, some other OPDs directly and indirectly also contribute toward attaining these indicators, according to their respective duties, functions, and authorities.

In 2020, total funding from the government through key OPDs for all 17 SDGs reached approximately Rp18 trillion, more than doubled the previous year, with budget allocations varying among SDGs.

Other Financing Sources from the Provincial Government of DKI Jakarta

SDG financing sources outside the OPD budget include Grant and Social Assistance Expenses. During the period of 2018–2020, both types of these expenses showed an upward trend, as seen in the figure below.

Figure A.13: Budget Allocation for Grant and Social Assistance Expenses, 2018–2020



T = trillion, Rp = rupiah.

Source: Bappeda, 2020 in the 2021 DKI Jakarta KLHS.

In general, the use of Grant and Social Assistance Expenses has helped achieve SDG 1: No Poverty and SDG 4: Quality Education. Most of the grants were used for School Operational Assistance (BOS) for various levels of education and the financial support to community institutions or organizations. Meanwhile, the social assistance expenses were mostly used to help poor and vulnerable people through the Smart Jakarta Card (*Kartu Jakarta Pintar* [KJP]).

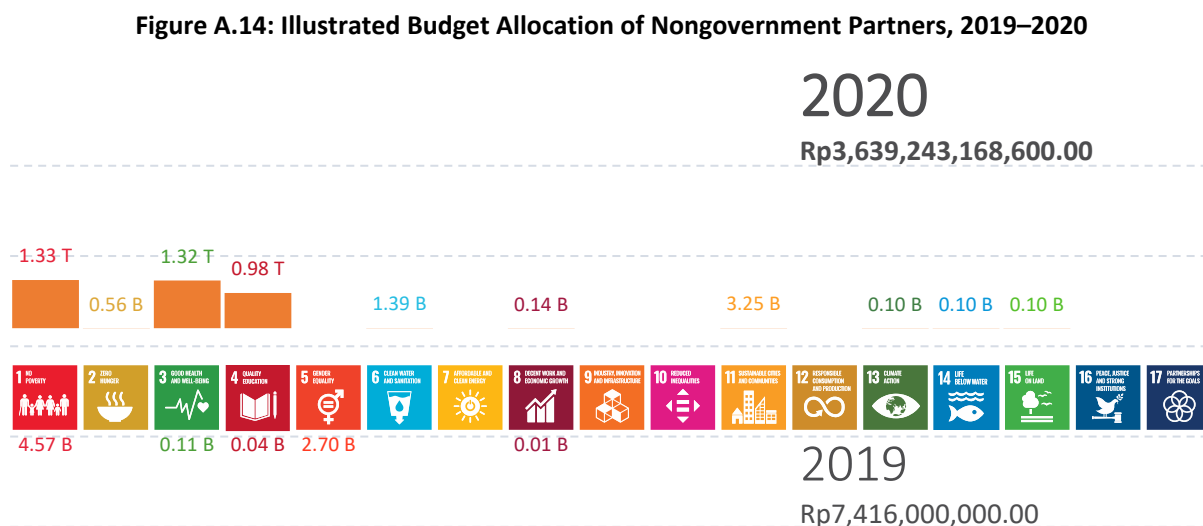
Support from Nongovernment Partners

As the state capital and center of national development, DKI Jakarta Province is inhabited by many nongovernment partners, including business and philanthropic actors, civil society organizations, universities and think tanks, media, and international organizations. Nongovernment partners contribute to Jakarta's development and help to achieve SDGs, both directly and indirectly.

The contribution of these nongovernment partners can be by financial support and technical assistance, with enormous potential for helping accelerate the SDG achievement in DKI Jakarta. And during the COVID-19 pandemic, their contribution to the development in the capital has been very

significant, especially in health, the economy, and social sector, directly and indirectly most affected by the pandemic.

As illustrated in Figure A.14, the financial contribution from some 37 nongovernment partners in 2020 reached more than Rp3.6 trillion, and rose sharply compared to the previous year.



M = million, Rp = rupiah, SDG = Sustainable Development Goal, T = trillion.

Source: Annex of DKI Jakarta’s SDG Progress Reports 2019 and 2020. Data processed.

Nongovernment partners are encouraged to continue to increase their contribution in SDGs investment through 2030, so that government financing for SDG investment will gradually be reduced. To make this happen, the Provincial Government of DKI Jakarta initiated a platform for collaboration, namely the Jakarta Development Collaboration Network (JDCN) as a forum of collaboration between stakeholders—including the community—in supporting the city development, while simultaneously accelerating the SDG achievement.

With the JDCN being packaged in the form of a Large-Scale Social Collaboration (KSBB) platform to match various resource owners with the people’s needs, the participation of nongovernment parties in implementing Jakarta’s development agenda and SDGs has become wider and more intensive. The KSBB platform has covered several sectors: food, micro, small, and medium-sized enterprises (MSMEs), education, residential, waste management, and employment, involving hundreds of nongovernment partner collaborators with hundreds of thousands of beneficiary families.

Strategy for Financing the Sustainable Development Goals

Based on the innovative efforts implemented in DKI Jakarta and considering the need for long-term investment in accelerating the SDG achievement, the following strategies need to be carried out in an integrated and sustainable manner:

- (i) Undertaking financing needs analysis, especially for priority SDGs, and formulating financing scenarios based on the resource potential available in the Provincial Government of DKI Jakarta and nongovernment partners.
- (ii) Improving the budget quality, including the efficiency and effectiveness of local spending, its alignment with local priorities and SDG-related interventions.
- (iii) Strengthening collaboration with all nongovernment actors in DKI Jakarta, as well as expanding collaboration with other regions in various sectors that leverage the SDG achievement in DKI Jakarta and partner regions.

- (iv) Actively conducting massive SDG socialization and advocacy, involving all elements of the government and nongovernment through different media channels, including printed media, electronic, and social media.
- (v) Promoting innovative and inclusive development, manifested in active and equal collaboration with nonstate actors through the regional government and business cooperation (KPDBU) scheme, and other nongovernment investment mechanisms such as CSR, remittances, nongovernment organizations (NGOs), philanthropic organizations, and Zakat.
- (vi) Continuing fiscal policy breakthroughs by utilizing alternative infrastructure development financing through loan instruments from the central government (state-owned enterprises or BUMN).
- (vii) Restoring tax revenues amidst economic pressures with a focus on controlling the COVID-19 pandemic and providing stimulus to the public and the business sector. By prioritizing public safety and assistance to cover the basic expenses of the affected households, the economy is expected to recover and, subsequently, local tax revenues will rise.

Moving Forward

The SDGs are an ambitious and multidimensional development agenda, hence, the implementation requires collaboration between stakeholders, division of roles, innovative approaches and strategies, from both a technical perspective and resource allocation, including financing.

This road map highlight can serve as a basis for the Provincial Government of DKI Jakarta to develop a more comprehensive road map with an in-depth analysis by intensively involving all stakeholders, covering several important issues and measures:

- (i) reviewing the priority SDGs in accordance to the dynamics of DKI Jakarta development and its future needs, post-COVID-19;
- (ii) reviewing the interlinkage and interaction among SDGs, especially between priority SDGs and other goals, to identify the SDGs targets and indicators that leverage for achieving other targets and indicators;
- (iii) projecting the achievement of a number of main targets and indicators by utilizing the business-as-usual (BAU) and SDG-accelerating intervention scenarios;
- (iv) formulating the policy direction in accordance with the projection of target and indicator achievement and the SDG interlinkage analysis; and
- (v) conducting the analysis of financing and financing needs, especially for priority SDGs, as well as formulating innovative and creative financing scenarios based on the existing resource potential in DKI Jakarta.

To support the preparation and implementation of the comprehensive road map, the following are required: (i) improving the availability of complete SDG indicator data; (ii) integrating the SDGs into the next national and subnational development agenda (RPJMN/D) toward 2030; (iii) regularly monitoring and evaluating the SDG achievement by engaging multistakeholders; and (iv) mobilizing government and nongovernmental resources for financing the SDGs.

DKI JAKARTA PROVINCE VOLUNTARY LOCAL REVIEW 2021
Jakarta Collaboration in Handling the COVID-19
Pandemic: Rise toward a Resilient Jakarta

The Provincial Government of DKI Jakarta, supported by the Asian Development Bank (ADB) and United Cities and Local Governments Asia-Pacific (UCLG ASPAC), carried out a Sustainable Development Goals (SDGs) Voluntary Local Review (VLR) in 2021, with findings shared in this publication. DKI Jakarta's first VLR was carried out to map and analyze various SDG-related issues, from a general snapshot of SDG achievement, policy, and financing from multiple sources, to monitoring and evaluation. The alignment between SDGs and policies at national and DKI Jakarta provincial levels was also captured and involved multiple elements among the government and nongovernment partners. To overcome challenges of achieving the SDGs due to the COVID-19 pandemic, this provides follow-up recommendations relevant to each of four priority SDGs and proposes crucial and integrated next steps across the SDGs.