

Voluntary Local Review City of Stockholm 2021



**Voluntary Local Review
City of Stockholm 2021**

Dnr: KS 2021/156 | Release date: May 2021 | Publisher: Stadsledningskontoret
Contact: Elisabet Bremberg, Helen Slättman | Production: BLOMQUIST.SE

Opening Statement

The year 2020 and 2021 has forced us to radically change our day-to-day lives and our way of living. Things that we used to take for granted, such as spending time with friends, grandchildren and elderly relatives or travelling have been made impossible by the pandemic. In some parts of the world, people's ability to spend time outside has been limited in an attempt to stop the spread of the covid-19 virus.

The pandemic has left deep scars. Lives has been lost far too soon and loved ones are mourned. Others have become depressed as a result of social isolation or seen their life's work destroyed due to a faltering economy. We have all been affected in some way.

From a socio-economic perspective, many countries have suffered significant economic losses as a result of decreased tourism and lockdowns. The fact that we now have several vaccines that can be used to fight covid-19, and that the process of immunising the population has begun, offers hope for the future. We now have the opportunity to build something new, and cities will play an important role in this respect.

Vision 2040 Stockholm – City of Opportunities clearly states that the city aims to be a leader when it comes to implementing the 2030 Agenda. Given the effects of the pandemic, it is more important than ever for major cities to continue to work towards achieving the goals relating to economically, socially and environmentally sustainable development.

As one of Europe's fastest growing metropolitan regions with an internationally competitive business community, Stockholm drives growth for Sweden as a whole and is well placed when it comes to contributing to the 2030 Agenda's sustainable development goals.

Stockholm has everything from the local restaurant on the corner to innovative start-ups driving developments in technology and digitalisation, to global enterprises with employees all over the world. Despite being diverse in nature, all of Stockholm's businesses have a few things in common. All businesses, regardless of size, create jobs, meaning higher employment, increased self-sufficiency and independence. The increased tax revenues generated by businesses create better welfare, which in turn allows us to improve healthcare, reinforce social integration and ensure equal opportunities for development. When businesses grow and thrive, all of society benefits.

The importance of getting business back on track in the wake of the pandemic to be able to build an economically sustainable city can therefore not be emphasised enough. More resources will also allow us to invest in innovation and research that promotes green solutions and at the same time become more competitive. Stockholm has managed to combine economic growth with reduced emissions, despite a growing population. This is in large part due to the fact that we have long been at the forefront of technological developments.

In the aftermath of the pandemic, it is easy to overlook those who are already excluded from society. It is therefore crucial that major cities continue to focus on the realisation of human rights in line with the 2030 Agenda. The principle of *leaving no one behind* will guide Stockholm's activities going forward, with a particular focus on increased equality and self-determination for women and girls as well as social inclusion. Everyone should be able to achieve their full potential and given the same opportunities when it comes to influencing their own living situation.

I am convinced that cities will play a decisive role in society's post-pandemic recovery. We must seize the opportunities that have opened up and the innovation potential that has been generated to ensure that our cities emerge from the crisis stronger than they were before.

Anna König Jerlmyr
Mayor of Stockholm



Contents

Opening Statement	3
Highlights – the story of Stockholm	6
The city's enabling environment	8
Implementation of the 2030 Agenda in Stockholm	10
Progress in goals and targets	14
A modern city with opportunities for everyone	15
Sustainable growth and a dynamic city	35
A financially sustainable and innovative city	51
Good practices in the implementation of the SDGs in Stockholm	58



The city has actively reduced its climate impact and achieved strong economic development, and the Stockholm living environments are generally good and safe.

Highlights – the story of Stockholm

The City of Stockholm is an economically, environmentally and socially sustainable city where people want to live, grow old and raise their children. Stockholm is a beautiful place which combines the characteristics of a vibrant city with proximity to the sea and nature. The city has actively reduced its climate impact and achieved strong economic development, and the Stockholm living environments are generally good and safe.

Sustainability plays an important role in the city's overall policy document: *Vision 2040 Stockholm – City of Opportunities*. This document outlines the city's long-term ambitions with regard to sustainable development. The vision is based on the city's three principal operational goals:

- *A modern city with opportunities for everyone*
- *A dynamic and sustainably growing city*
- *A financially sustainable and innovative city*

The city of Stockholm should also play a leading role in implementing the Agenda 2030 sustainable development goals at the local level. *Leaving no one behind* is the core objective of the Agenda, and this represents a key starting point in Stockholm, where everyone should have the opportunity to be economic self-sufficient and realise their dreams.

The pandemic has dominated the past year and impacted the conditions for sustainability work even if the long-term ambitions remain the same. The pandemic has worsened the labour market outlook, especially for young people and those born abroad. In the wake of the pandemic, a more significant number of Stockholm residents need to be equipped with the relevant training to gain a foothold on the labour market. Another priority for the city is to strengthen the conditions for entrepreneurship. A strong business community is a prerequisite for meeting welfare needs and finance climate investments for a sustainable city.

Based on international comparisons, Stockholm has made significant progress in the field of sustainable development. The fact that the city is an attractive place to live and work in is evidenced by the strong population growth seen in recent decades. Stockholm has a dynamic business community characterised by high growth. This enables a strong labour market and high employment figures. The city is also characterised by openness, tolerance and a rich cultural offering. This enables a high level of wellbeing and a good quality of life for residents.

The city of Stockholm has been conducting successful environmental work for several decades, including mitigating greenhouse gas emissions from the city's geographic area while growing the economy and the population. The city began developing its public transport system and connecting its properties to the district heating network early on. The first environment programme was adopted in 1976, and in 2010, Stockholm was chosen as the first European Green Capital. The ambitious environmental and climate work has enabled creating an environmentally sustainable city with a healthy local environment and a high quality of life. Currently, the main challenge is making the city fossilfuel-free by 2040, with the additional aim of being climate positive. To make this a reality, the reduction of emissions needs to accelerate,

particularly in the transport sector. The public sector, the business community and residents, need to join forces on this issue. Carefully considered urban planning is another important tool for increased sustainability.

Social sustainability has also been reinforced and developed. Stockholm fares well in a global comparison thanks to a high standard of living and a well-developed welfare system. The average life expectancy is increasing, and the Stockholm population is generally equal and well-educated, as reflected by its heavily knowledge-based business community and healthy labour market. Compared to other major European cities, Stockholm has a high employment level and low relative poverty figures, for example. This has an impact on public health, which has seen positive long-term development overall. Significant efforts have also gone into increasing the safety of the city's residents.

At the same time, the sustainability work needs to consider discrepancies regarding living conditions and health between different groups in the city. The ongoing pandemic risks exacerbating these differences. These need to be tackled with force to ensure that all Stockholm residents, regardless of where in the city they live, are given equal opportunities to develop and make use of the opportunities available. It is particularly important to ensure that all children can grow up and be educated healthily, safely and with good life chances. This represents an important basis for financially sustainable development across the entire city.

The pandemic has had a significant impact on society and economics in the past year and has highlighted society's vulnerability. The long-term effects are still unknown. At the same time, the crisis has put the ability to adapt quickly and the power to develop in the spotlight. It has, for example, accelerated the digitalisation of schools and workplaces and influenced the day-to-day lives of a large number of people. As society reopens in the wake of the pandemic, Stockholm's ambition is not only to recover but to come out stronger as an attractive place to live where the quality of life is high. Social crises tend to impact more heavily on already vulnerable groups within a population. This is also the case with the current pandemic. The 2030 Agenda and the global sustainable development goals represent an important tool reopening society and achieving a sustainable recovery in the wake of the pandemic.



As society reopens in the wake of the pandemic, Stockholm's ambition is not only to recover but to come out stronger as an attractive place to live.

The city's enabling environment

This is Stockholm

Stockholm is the capital of Sweden and the country's cultural, political and financial centre. One of the world's most northerly capitals, it is located where Lake Mälaren flows into the Baltic Sea. The city was founded in the middle of the 13th century and has played an essential role in Sweden's development ever since. Geographically, the city is characterised by its proximity to nature and water, with an inner-city partly situated on islands. This represents both a major asset and a challenge when it comes to developing the city.

With its almost one million residents, the city of Stockholm forms part of the larger Stockholm region, which has a population of 2.4 million in total. The population has grown rapidly in recent years due to both a high birth rate and immigration, particularly from outside Sweden. Today, one in four residents of the city of Stockholm was born in another country.

Stockholm has a knowledge-rich business community with a large service sector and, by virtue of its size and diversity, plays a decisive role in the entire country's economic growth. The city is internationally known for its tolerance, openness and innovative environment and is a popular place for head offices and international companies, and visitors and tourists. Stockholm has a strong labour market with an employment rate over 80 per cent of the population, which is extremely high in an international comparison. Combined with a well-developed welfare system, it has contributed to the city's attractiveness and strong economic growth. Stockholm is a world leader in Tech/ICT and innovation and has a solid academic environment thanks to internationally renowned educational institutions such as the KTH Royal Institute of Technology and Karolinska Institutet (KI). Stockholm has also been promoted as a green capital ever since it hosted the first UN Conference on the Environment in 1972.

Key municipal responsibilities

Sweden has three levels of government: national, regional and local. Direct elections for all three levels are held every four years. Sweden has a total of 290 municipalities, of which Stockholm municipality is by far the most populous.

City-administered operations take place every day of the year. The city's departments are responsible for municipal pre-schools, education, elderly care, support and services for those with disabilities, social psychiatry, individual and family care, environment, traffic management and urban planning, sports and cultural activities. Some of the city's operations are carried out by city-owned companies focusing on areas such as housing, water and waste, parking, culture and tourist information.

Facts about Stockholm

The city of Stockholm in figures:

- 82,000 businesses
- 730,000 jobs
- Nearly 200 nationalities call Stockholm home
- 100,000 university students
- 10,000 international students or exchange students every year
- First European Green Capital appointed by the European Commission in 2010
- The first UN Conference on the Human Environment was held in Stockholm in 1972.

Companies founded in Stockholm:

Assa Abloy	Investor
Atlas Copco	King
Electrolux	Minecraft
Ericsson	SEB
Handelsbanken	Spotify
H&M	Klarna
Internationella Engelska Skolan	

The population of Stockholm in 2020, by age

Age	Number	Share of the population
0–5 years old	69,790	7 %
6–19 years old	141,941	15 %
20–64 years old	615,550	63 %
65+ years old	148,270	15 %
TOTAL	975,551	100 %

Here is Stockholm



Implementation of the 2030 Agenda in Stockholm

The 2030 Agenda helps achieve Vision 2040 Stockholm – City of Opportunities

The transition to a more sustainable society represents one of the biggest challenges of our time. The City of Stockholm has an overarching vision for the future Stockholm, known as *Vision 2040 Stockholm – City of Opportunities*. The idea is that the vision should guide all city employees in their day-to-day work, create a platform for collaboration with other stakeholders and help residents understand the city's priorities as we approach 2040. The vision outlines the city's long-term direction and overarching strategies for sustainable development, and all city committees and executive boards of companies owned by the municipality are responsible for working towards it.

The vision is based on the city's three principal operational goals:

- *A modern city with opportunities for everyone*
- *A dynamic and sustainably growing city*
- *A financially sustainable and innovative city*

The city of Stockholm has also committed to take a leading role in implementing the 2030 Agenda and the Sustainable Development Goals (SDGs) at the local level. All three dimensions of sustainability, *social, environmental* and *economic* shall be balanced and integrated in the city's operation, focusing on making sure no one is left behind. The economic dimension plays an important role since successful sustainability work requires solid finances and a business sector capable of generating sustainable growth. This sets the basis for continued welfare and a good living conditions in all parts of the growing Stockholm.

The Agenda 2030 further raises the level of ambition in this regard. Strategic initiatives are required to push the development forward and although the city of Stockholm has made good progress, there is still work to be done. This document outlines the development of the city's sustainability work.



Leaving no one behind in Stockholm

Increased equality and greater social inclusion, decreased inequality, and a lower climate impact characterise the implementation and help speed up the city's sustainability work. Working towards the Agenda 2030's goals and its principle of *leaving no one behind* means that gender equality and reduced inequality should receive particular attention in all operations. Therefore, three of the Agenda 2030's SDGs are particularly relevant to the city's sustainability work – SDG 5 Gender equality, SDG 10 Reduced inequalities and SDG 11 Sustainable cities and communities – and are also considered to correspond to all of the city's operational goals.

The fact that Stockholm is now implementing the the Agenda 2030 means that operational planning should aim to contribute to the realisation of human rights, emphasising increased equality and self-determination for women and girls, social inclusion, reduced inequality and climate impact. The principle of *leaving no one behind* signals a clear direction that all city operations must relate to, whereby decisions should be preceded by analysis and reflections to determine whether the work being done contributes to this principle.

One example is the disability perspective which should permeate the implementation of all SDGs. The city has a Council for disability issues consisting of representatives from the disability movement. The council advises and supports the city when it comes to measures that need to be implemented to remove any obstacles that may be encountered by persons with disabilities.



Leaving no one behind means that gender equality and reduced inequality should receive particular attention in all operations.

Incorporation of the SDGs in local and regional frameworks

The city of Stockholm now continues to target its resources towards a social, environmental and economic sustainable society. The city of Stockholm should be a leader in implementing the SDGs at the local level, and this implementation is part of the city's efforts to achieve *Vision 2040 Stockholm – City of Opportunities*. This work integrates the SDGs into the city's ordinary operations, and the Agenda thereby contributes to developing the city's sustainability work, for example by stimulating cooperation, reinforcing synergies, bridging organisational borders in the city's operations and developing the follow-up of Agenda 2030. All of the city's operations have a responsibility to work towards the achievement of the SDGs.

Knowledge-boosting initiatives strengthen operations

The implementation of the Agenda should be characterised by learning and communication. This assumes that the city's operations have sound knowledge of the 2030 Agenda and the associated ways of working. Good communication and dialogue incentivise the employees to work towards increased sustainability. One way for the city of Stockholm to lead the way towards more sustainable consumption is to incorporate sustainability into its purchases. This provides the city's suppliers with an incentive for developing sustainable products and services. The city can also use international and national collaborations to help develop solutions that benefit other cities and where Stockholm can learn from others. Active participation in Eurocities, C40 and other organisations gives the city a voice and makes it easier to participate in sustainability work internationally.

The 2030 Agenda council supports the work

A council for the 2030 Agenda has been created that is linked to the municipal executive board. The council should provide advice and support on measures driving the implementation of the global goals. It consists of members representing all political parties on the municipal council and experts from civil society, the business community and academia. Thus, the council consists of a variety of members from different parts of society to bring a whole-of-society perspective and provide the expertise needed to implement the Agenda.



City employees need to work with residents, the business community, public authorities, civil society, academia and other regional, national and international stakeholders.

*Stockholm City Council
on the 2030 Agenda*

Partnership – the Agenda must be implemented together

The 2030 Agenda should be characterised by ways of working that encourage both the implementation and the follow-up of the commitments taking place through collaboration between different stakeholders, for example, civil society and the business community.

The involvement and participation of civil society is presented as a crucial part of the partnership that implementation requires. The city currently collaborates with civil society through various networks, consultations, association support, public non-governmental partnerships, and providing premises and meeting places. Civil society is also responsible for implementing many of the key areas referred to in the Agenda, such as the promotion of health and well-being, integration and homelessness prevention. The city should continue to contribute to a vibrant local civil society and deepen its dialogue with civil society stakeholders.

Business community participation is another important prerequisite when it comes to achieving the broad and ambitious SDG goals. For many companies, sustainability is a prerequisite for the creation of long-term growth, differentiation and profitability. The business community often transforms scientific breakthroughs into new and more sustainable products and production methods. With its knowledge and investments, the business community has an important role to play in Stockholm. The city of Stockholm also needs to use the results generated by higher education and research to strengthen its operations and improve its skills supply. The partnerships that the city has with academia, the business community, civil society, the regional level and other municipalities, and other metropolitan regions in Europe and world-wide, are necessary to ensure goal attainment and sustainable development.



Progress in goals and targets

The city's operational goals and the 2030 Agenda

The following sections will present an assessment of the city's position with regard to the Agenda's 17 sustainable development goals. To clarify how the city's operational goals and the Agenda's global goals interact, the 17 global goals of the Agenda will be presented based on the city's three operational goals. The illustration below shows how we have categorised the global goals. The assessment is based on one indicator per goal and provide a snapshot of the current situation and illustrate the development over time.

The analysis does not attempt to provide a comprehensive description of the development but rather to highlight particularly relevant development trends. Each operational goal opens with a brief summary of what Vision 2040 strives towards within each area and concludes with a summarising overview showing the city's current position and development based on the chosen indicators.

The city's operational goals and the 2030 Agenda

A modern city with opportunities for everyone



Sustainable growth and a dynamic city



A financially sustainable and innovative city



A modern city with opportunities for everyone

This section outline the city’s strengths and challenges relating to the SDGs most relevant to the city’s operational goal *A modern city with opportunities for everyone*. These are the selected SDGs.




How we work to build a modern city with opportunities for everyone

The goal *a modern city with opportunities for everyone* primarily concerns the city’s welfare services, including various forms of health and social care, education for children and adult, safety and democracy and measures aimed at strengthening the ability of Stockholm residents to support themselves.

Quotes from Vision 2040 – City of opportunities

“The city’s welfare services, such as well-functioning schools, social care and safety, prevent inequality and economic vulnerability. The welfare services improve the population’s health and living conditions and strengthen social sustainability. Every day, the city provides preschool and school education with the aim of providing all children and pupils in Stockholm with a good and equal education. Adult residents are given the opportunity to become self-sufficient through labour market initiatives such as Jobbtorg and adult education, often in collaboration with the business community. Together these represent important driving forces for sustainable development in accordance with the SDGs and reinforce democratic values in a safe city characterised by trust and accessibility for all.”



SDG 1

No poverty



One in five women with a disability has an income so low that it borders on poverty. More than one in four also lack the cash buffer needed to cover unforeseen expenses.

Source: *The Swedish Gender Equality Agency*

SDG 1 aims to eliminate all forms of poverty. Poverty usually refers to low income, however the Agenda also refers to a lack of power, influence, health, social protection and safety as poverty.

Assessment of our position

Based on an international comparison, Stockholm, like the rest of Sweden, is well placed in relation to SDG 1, thanks to a high standard of living and a well-developed welfare system. Sweden ranks in 12th place – high above average – in the OECD’s welfare ranking. Stockholm is one of the municipalities in Sweden with the highest median disposable income per resident, and developments in this area have been positive for both men and women for many consecutive years.¹ However, while most now enjoy a higher financial standard, some groups are falling behind and income disparity has increased in recent decades. The primary reason behind low income is a weak connection with the labour market and dependence on various forms of income support. In general, residents born abroad are more at risk of economic vulnerability than those born in Sweden. Single parents represent another economically vulnerable group, as do people with disabilities. Older single women also tend to have a lower standard of income.

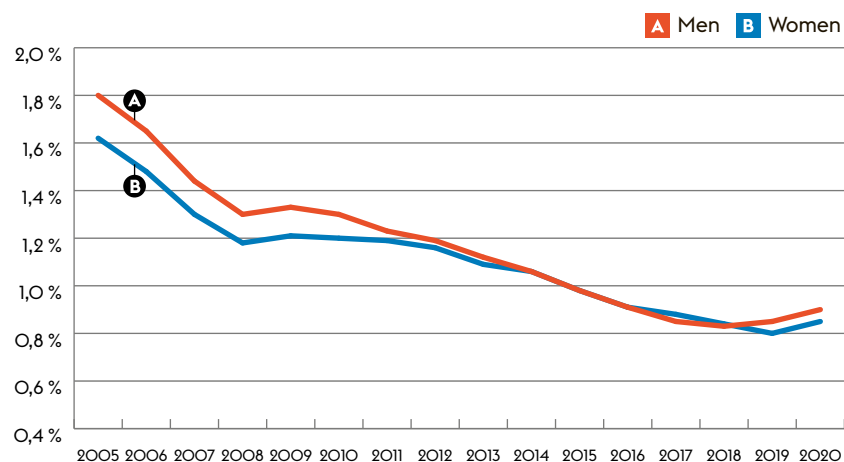
The number of adult recipients in Stockholm on long-term financial assistance fell between 2010 and 2019. Differences between districts (SDOs) also decreased

Year	%
2005	1.7
2010	1.2
2015	1.0
2019	0.8

Chosen indicator

The poverty indicator chosen for this report is *long-term financial assistance*. If you are unable to support yourself and your family you can apply for financial assistance. Long-term financial assistance dependency equals a lower quality of life for the individual and increased costs for the municipality.

Adults (aged 18 or older) receiving long-term financial assistance (10–12 months) by gender, as a share of the population (%)



Source: Sweco.

¹ Disposable income: The sum of all income and benefits (e.g. child and housing benefit, and income support) less final tax.

The number of people receiving financial assistance is much lower in the city of Stockholm than the national average, and financial assistance dependency has been falling for several years. The differences between different areas within the city itself have also decreased. The decrease has been more marked in the areas where the highest number of people receive financial assistance. Differences within the city remain significant, however.

Residents born abroad receive financial assistance to a far greater degree than those born in Sweden. In 2019, nearly two-thirds of all people receiving long-term financial assistance were born abroad. It is also more common for those born abroad to live in *relative poverty* compared to those born in Sweden (see table in the margin). In the city of Stockholm, 34 per cent of women and 28 per cent of men born abroad have a disposable income that is lower than 60 per cent of the national median. Women born abroad experience more difficulties on the labour market compared to men and have difficulties supporting themselves as a result.

Another group having difficulty on the labour market is individuals with a disability, with women being in a worse position than men in this regard. A weak connection to the labour market often results in a lifelong dependency on assistance and relative poverty.

Single-parent households are also at risk of a low standard of living. Under SDG 10, Reduce inequalities, this report outlines that although the number of single-parent households living in poverty in Stockholm has decreased somewhat, child poverty remains a reality in some parts of the city. Children who grow up in a situation characterised by economic vulnerability are at risk of developing poor health as adults, achieving a lower level of education, having a higher need for financial assistance and experiencing labour market difficulties. Among older residents, women tend to have a significantly lower income than men. Single women in particular often enjoy much lower financial standards than cohabiting women or men. This is presented in greater detail under SDG 5 Gender equality.

In the aftermath of the current pandemic, it will be important to monitor how the need for financial assistance develops. This also applies to young people as this group has been most affected by increased unemployment during the pandemic.² The Stockholm labour market is healthy and offers a wide range of education and employment initiatives. It is important that as many people as possible are able to join the labour market and, where necessary, learn Swedish in order to become self-sufficient and able to enjoy a good standard of living.

Share of population receiving long-term financial assistance. District (SDOs) with highest and lowest share, %

	2015	2019
Highest share	3.4	2.6
Lowest share	0.2	0.1
Entire city	1.0	0.8

Percentage of the population living in relative poverty in 2018*

	Women	Men
Born abroad	34 %	28 %
Born in Sweden	14 %	14 %

*An income of less than 60 per cent of the national median income



Stockholm examples of goal covariation

Children who grow up in a situation characterised by economic vulnerability (SDG 1) are at risk of developing poor health as adults (SDG 3), achieving a lower level of education (SDG 4), and experiencing labour market difficulties (SDG 8). The Rinkeby home visiting programme for new parents therefore offers advice and support measures from early on in a child's life. Read more on page 63.

² Source: Sweco, Reports on financial assistance, own processing.



Excess weight and obesity are more common among people with a lower level of education and among the older generation. The incidence of excess weight and obesity is lower among those born in Sweden than among those born abroad.

Source: *The national public health survey (FHE).*

SDG 2 Zero hunger

SDG 2, Zero hunger, spans a range of areas with the shared aim of securing human access the nutritious food. Poor eating habits are the main challenge in Sweden in this regard. Poor nutrition and obesity represent global and growing public health problems and are among the main causes of lost healthy years.

Assessment of our position

Excess weight and obesity are estimated to account for 12 per cent of all deaths in Stockholm county. The city of Stockholm fares better than the national average in this area. However, the number of obese and overweight adults is increasing. In 2018, 42 per cent of all adults in the city of Stockholm were overweight or obese. This percentage is somewhat lower than the county and national figures which are 45 per cent and 53 per cent respectively. Severe excess weight, or obesity, is particularly serious and increases more among women than among men, particularly among women living under worse socio-economic conditions. In the city of Stockholm, the number of obese women has increased from 8 per cent in 2002 to 11 per cent in 2018. There is also disparity with regard to the prevalence of excess weight and obesity between children from different districts.³

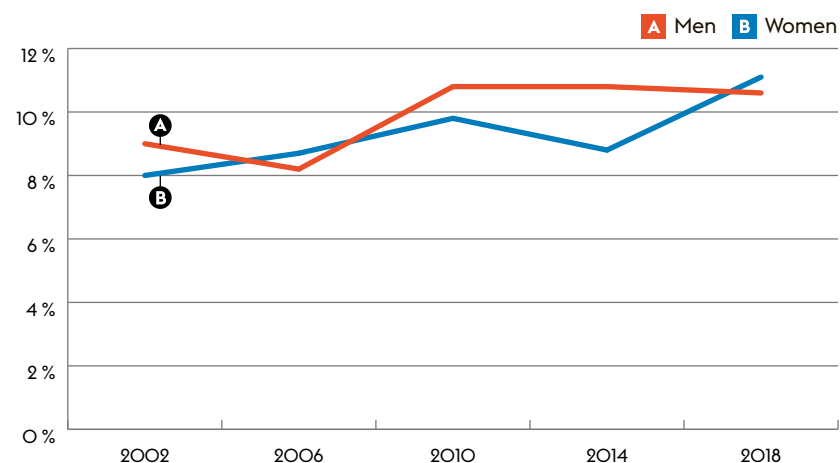
Chosen indicator

Adults who are severely overweight or obese is the indicator chosen for SDG 2 in this report. The diagram below shows the share of adults in the city of Stockholm who are obese, defined as having a BMI⁴ above 30.

The number of obese adults (aged 18–84) in the city of Stockholm has increased. (BMI in excess of 30 kg/m²)

Year	%
2002	8.5
2010	10.3
2018	10.9

Share (%) of the population aged 18–84 who are obese (BMI in excess of 30 kg/m²) by gender, 2002–2018



Source: The national public health survey (FHE).

Men are more often overweight than women, but when it comes to obesity the gender distribution is relatively even. In 2018, 11.1 per cent of women in the city of Stockholm

³ Source: Public Health Report 2019, Stockholm County, Region Stockholm.

⁴ The Body Mass Index (BMI) measures the relationship between a person's weight and their height and is used to identify excess weight and obesity. A BMI between 25 and 30 (kg/m²) represents excess weight and a BMI of more than 30 (kg/m²) corresponds to obesity.

were obese compared to 10.6 per cent of men. The share of adults who are obese is significantly higher in some, more socio-economically deprived districts, which can be linked to lifestyle differences (healthy diet and physical activity).

Excess weight in childhood is a significant risk factor for increased morbidity in adulthood. It is therefore important to identify and prevent excess weight and obesity early on in life. In the city of Stockholm, excess weight and obesity are more common among 4-year-olds in socio-economically vulnerable areas.⁵

Many organisations within the city are working preventatively to slow the trend of increasing excess weight and obesity. School naturally plays a very important role in reaching and engaging with children and their guardians. Healthy children find it easier to learn. Every day, the city serves meals to more than 160,000 preschool children and school pupils. Add to this meals served in nursing homes and other public establishments. Good habits and the promotion of physical activity in social planning, as well as dietary advice in maternity clinics, child health services, school health services, etc., are important to be able to meet this goal.

Share of obese adults; the differences between districts (SDOs) are significant and have persisted since 2002

Highest and lowest district, %		
Year 2018	Women	Men
Highest share	22.1	15.7
Lowest share	4.8	6.7
Entire city	11.1	10.6
Year 2002		
Highest share	15.0	13.0
Lowest share	2.7	7.6
Entire city	8.0	9.0



Stockholm examples of goal covariation

Every day, the city serves meals to more than 160,000 pupils and preschool children across Stockholm. Add to this meals served in nursing homes and other public establishments. The city's policy with regard to food procurement therefore plays an important role when it comes to sustainable food production (SDG 12), climate emissions and water (SDGs 13 and 6) and to ensuring that the food served in the city's establishments is nutritious and healthy (SDGs 2 and 3).

5 Folkhälsokollen, Region Stockholm.

SDG 3

Good health and wellbeing

Good health is a fundamental prerequisite for people to be able to achieve their full potential and contribute to the development of society. Many of the partial goals associated with achieving good health and wellbeing focus on increasing life expectancy through preventative measures and access to high-quality healthcare services.

Assessment of our position

Overall, the level of public health in Stockholm is very good. Average life expectancy is high and rising while sick leave figures are falling. There are nevertheless significant differences between city districts and between women and men. Life expectancy figures are highest in more affluent areas, and these figures are linked to education. Women live longer than men, although women tend to experience lower levels of wellbeing overall. Statistics indicate that women seek health care more frequently and spend more time on sick leave than men.

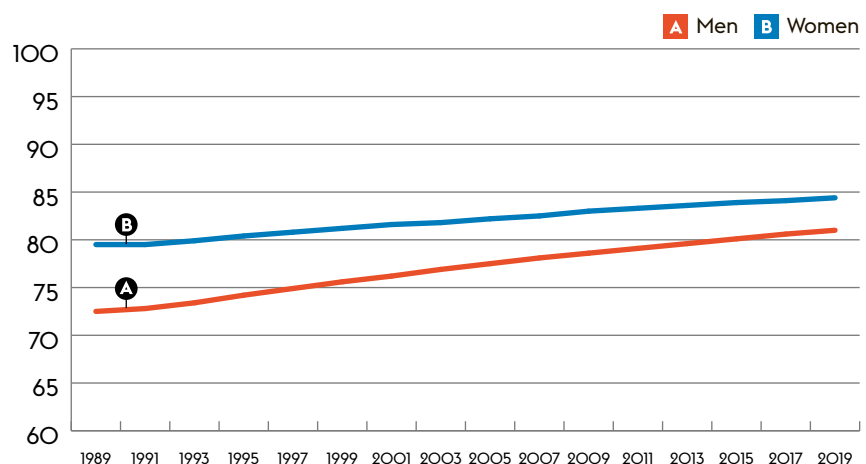
Average life expectancy in the city of Stockholm has increased for both men and women

Year	Age
2002	79
2010	81
2019	83

Chosen indicator

Average life expectancy is the indicator of health and wellbeing chosen for this report. Average life expectancy has been increasing almost continuously both in Sweden as a whole and in the city of Stockholm since the 1860s.⁶ Women have a higher average life expectancy, although the gap between the genders is narrowing. Today, the average female life expectancy in the city of Stockholm is 84.9 years. This represents an increase of over eight years compared to 1970. In the same period, average male life expectancy increased by 12 years, amounting to 81.2 in 2019 and representing a more rapid increase than the national average.

Average life expectancy in the city of Stockholm based on gender, 1989–2019, broken axis



Source: Statistics Sweden, Sweco.

⁶ According to a new forecast by Statistics Sweden, the average Swedish life expectancy will most likely decrease in 2020 as a result of COVID-19. There is major regional disparity in this forecast. The average life expectancy is expected to decrease most markedly in Stockholm county. Here, the average life expectancy is expected to drop by 1.2 years, from 83.7 to 82.5.

There is a clear link between life expectancy and education for both men and women. Residents with a lower secondary education alone and a low income have poorer health and the largest number of risk factors for disease. For example, daily smoking is three times as common among people with only a lower secondary education than among those with tertiary education.⁷

Although women live longer than men, they tend to experience less well-being. Statistics indicate that women visit doctors more frequently and spend more time on sick leave than men. The number of sick leave days is a measure of total sickness absence compensated by the national health insurance. There are relatively significant differences in the sick leave days of women and men in the city of Stockholm. In 2019, the average number of sick leave days for women was 17.5, compared to 14.7 days for men. This difference in sick leave days between the genders has an impact on lifetime incomes and pensions.⁸

There are also marked differences in sick leave days between different districts and age groups. The figures are particularly high among the oldest age groups. The level of education is the factor that best explains the discrepancy in sick leave days between districts. Individuals with disabilities are also at greater risk of poorer overall health. A significant share of the bad health suffered by this group is not caused by their disability itself but, most likely, by well-known risk factors such as limited influence, economic insecurity and a lack of accessibility.⁹

The city of Stockholm has a major responsibility for improving conditions for health and reducing the growing differences between different groups. It is at the local level that we can influence the health of girls and boys, women and men; in day-to-day life, in the context of welfare services such as education, health and social care.

The disparity between districts (SDOs) with regard to average life expectancy is significant and has persisted since 2002

Highest and lowest district, age		
Year	Women	Men
Year 2019		
Lowest	83.5	79.2
Highest	86.4	83.6
Entire city	84.9	81.2
Year 2002		
Lowest	81.0	74.4
Highest	83.2	79.1
Entire city	81.2	76.5



Stockholm examples of goal covariation

Heat waves are expected to become more common as a result of climate change (SDG 13). These can cause health problems and increased mortality, particularly among high-risk groups such as the elderly, people with disabilities, young children and pregnant women, which is associated with SDG 3. The city is therefore carrying out heat mapping to adapt the Stockholm to a warmer climate.

7 Folkhalsokollen.se Region Stockholm 2019.
 8 Forsakringskassan.se/english
 9 Kunskapsguiden.se, the Swedish National Board of Health and Welfare (2019).

SDG 4

Quality education

SDG 4 is about ensuring inclusive and equal, good quality education and promoting lifelong learning for all. Education is the single most important factor for breaking social exclusion among children and young people. It also offers young people in vulnerable situations robust protection.



Nearly 60 per cent of Stockholm residents aged between 25 and 64 have a tertiary education. This is 64 per cent of women and 56 per cent of men.

Source: Statistics Sweden.

Assessment of our position

Stockholm has a well-educated population, which is reflected by its heavily knowledge-based business sector. The challenge lies in continuing to convince a larger number of people to complete upper secondary school. Completed secondary school education is effectively the minimum standard required on the Stockholm labour market today and thus an important prerequisite for good living conditions throughout a person's life. The number of residents who lack an upper secondary education has fallen in all districts in the last 15 years. However, the differences between districts remain significant. Leaving year 9 in primary school with the grades required to apply to upper secondary school is a crucial prerequisite for completing an upper secondary education. The number of pupils in the city of Stockholm who are not eligible to enrol in an upper secondary education programme has varied between 11 and 13 per cent over the last 20 years. Pupils whose parents themselves have limited educational background and newly arrived pupils have the worst prospects when it comes to achieving the grades required for upper secondary school. Pupils with various forms of disabilities are also disadvantaged compared to young people as a whole.¹⁰

There has been little variation in the share of pupils in the city of Stockholm who achieve the grades required to proceed to upper secondary school since 2002



Year	%
2002	87
2010	88
2019	89

Chosen indicator

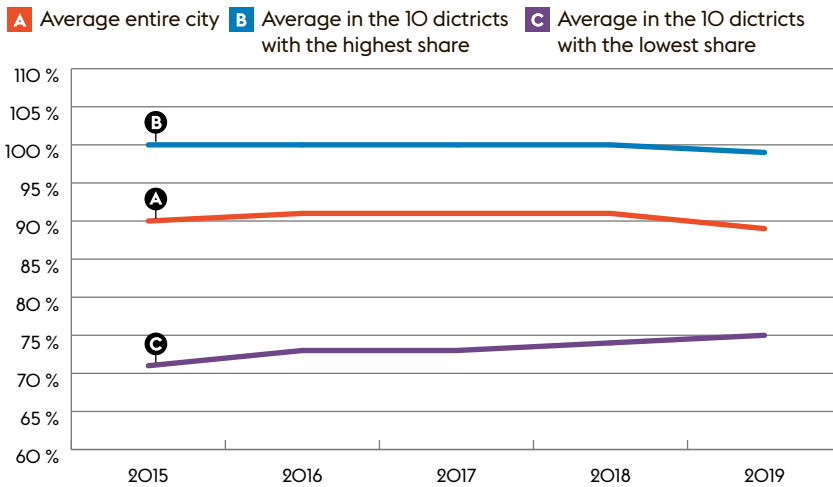
The number of pupils in the city of Stockholm who are eligible to enrol in a vocational upper secondary education programme is used as an indicator for SDG 4. In 2019, 89 per cent of pupils in the city of Stockholm achieved the required grades. This is higher than the national (85 per cent), Gothenburg (81 per cent) and Malmö (79 per cent) averages.¹¹ At the same time, there is a major and persistent difference between the city's districts and schools.

The diagram shows the ten districts with the highest numbers of eligible pupils versus those with the lowest numbers. In more socio-economically disadvantaged districts, a smaller share of young people achieves the grades required to proceed to upper secondary school. Looking at the city as a whole, there are minor differences between the genders when it comes to eligibility, with girls performing slightly better. However girls perform much better than boys, when looking at the grade average.

¹⁰ Source: The National Education Agency.

¹¹ Refers to the results of pupils registered in the municipality, regardless of where they go to school. The Swedish Association of Local Authorities and Regions' (SALAR) database Kolada.

Share of pupils in the city of Stockholm (home municipality) who are eligible for vocational upper secondary education, 2015–2019



Source: The Swedish National board of Education, Sweco.

Share of pupils who are eligible for upper secondary education in 2019, by parents' level of education

Level of education	%
Lower secondary qualifications	62
Upper secondary qualifications	86
Tertiary qualifications	93

Parents' educational background has a major impact on pupils' results in school. In 2019, the percentage of pupils in the city of Stockholm achieving the grades required for an upper secondary education whose parents had only lower secondary qualifications was 62 per cent, compared to 93 per cent of pupils whose parents had tertiary education. Pupils immigrated to Sweden after the age when children start school also tend to struggle more to achieve the grades required for upper secondary school. Newly arrived pupils have the lowest grade attainment figures. This includes those who have immigrated to Sweden in the last four years. Persons with disabilities make up a very diverse group generally. However they are less likely than the rest of the population to achieve complete upper secondary qualifications. This has a significant impact on their ability to establish themselves on the labour market. Children with neuropsychiatric disabilities are, for example, overrepresented among children with unauthorised absence from school.¹²

The city of Stockholm strives to give all children in the city a good education. The aim is to halve the number of pupils in socio-economically deprived areas that lack the grades required to proceed to upper secondary school, by 2025. Education is the most important protective factor for youth, and by extension also for a society that requires skills. This goal has apparent synergies with most of the other SDGs. Completing upper secondary school has a major impact on a person's lifetime income, their establishment on the labour market, on their health and future parenthood.



Stockholm examples of goal covariation

The city strives to ensure that every school should be the best school for each individual pupil. A good education (SDG 4) provides a sound basis for employment, which in turn promotes economic growth (SDG 8), lessens the risk of poverty (SDG 1), and contributes to gender equality (SDG 5).

¹² Statistics Sweden – Leaving no one behind. Statistical snapshot of the implementation of the 2030 Agenda in Sweden, 2020.

SDG 5

Gender equality

The Gender equality goal is about achieving a fair distribution of power, influence and resources between women, men, girls and boys. Conditions for self-sufficiency, family care, security and a life free from violence are important for goal attainment.

Assessment of our position

Based on international comparison, Stockholm is an equal city where the pay gap between men and women is gradually shrinking. However, there are still differences in terms of income size and women’s ability to succeed in the labour market. Women’s ability to support themselves throughout their lives is, therefore, a key component when it comes to achieving equality and empowerment.

Compared to men, women take more parental leave, are more frequently in receipt of benefit for care of closely related persons, work part time to a greater extent and assume more responsibility in the home. Older women generally have a lower income than men. We can also see that women born abroad are excluded from the labour market to a greater degree than men born abroad and women born in Sweden. There are also obstacles to income equality for women with disabilities. Women’s exposure to male violence also reflects inequality, and women and children with disabilities are particularly vulnerable in this regard.

Women’s median income as a percentage (%) of men’s has increased since 2002, entire city

Year	20–64 years old	65+ years old
2002	85	69
2010	87	74
2018	88	76

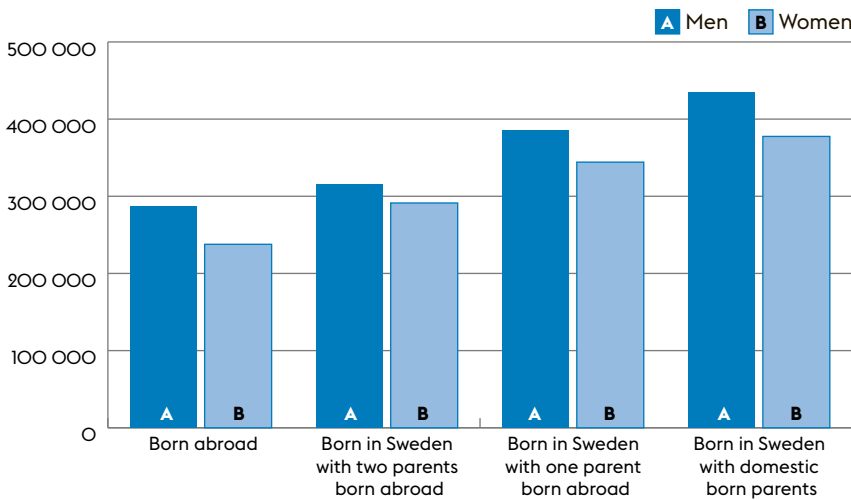
Chosen indicator

Economic inequality affects a person’s ability to achieve financial independence and the levels of future pensions and other welfare benefits. Economic equality is a prerequisite for women and men to be able to make their own decisions across all areas of society. That is why median income based on gender and background has been chosen as the indicator for SDG 5.¹³

The median income for women in the city of Stockholm (up to the age of 64) is 88 per cent of that of men. Although this percentage has increased over the last decades, there is still a significant gap between older men’s incomes and those of older women. The differences in income are influenced by, among other things, women working part-time more frequently and having more absence due to parental leave and poor health. According to the Swedish Social Insurance Agency, women in Stockholm county performed 61 per cent of all temporary care of sick children in 2019. Women also dedicate far more time to caring for relatives than men, as evidenced by the fact that just over 70 per cent of carer’s allowance recipients are women.¹⁴ The diagram on next page shows that financial inequality is linked to socio-economic background. Women born abroad have a lower median income than women born in Sweden. Women born in Sweden with one or both parents born abroad have somewhat higher median incomes, but these are still lower than those of women with two parents born in Sweden.

¹³ Median income refers to total earned income; salary and business income as well as sick pay, parental pay, sickness compensation, activity compensation, unemployment benefit and pension.
¹⁴ Social insurance in figures, the Swedish Social Insurance Agency.

Median annual income (20–64 years) based on gender and background, 2018



Source: Statistics Sweden.

Men’s violence against women is the ultimate consequence of the imbalance between women and men. Violence against women is more recurring in nature than violence against men, and women more than ten times as often, require medical attention as a result of serious assault as men. Women are also more likely to be victims of lethal violence in a relationship.¹⁵ Women with disabilities are more at risk of domestic violence and sexual abuse, while men with disabilities are more often victims of physical violence outside of the home.¹⁶ The city’s safety surveys and the national Swedish Crime Survey indicate that older women are most afraid of becoming victims of crime in public environments. However, research and statistics show that most violence against older women takes place in the home.

The city’s budget and vision express a desire for Stockholm to be an equal city where no one is limited due to their gender and where everyone should have the power to decide over their own lives. All the city’s operations should be planned based on the needs of women and men, girls and boys. As an employer, the city should ensure that all those who are involuntarily working part-time are offered full-time employment. There are obvious synergies with all the other SDGs here. This means that no SDG can be achieved without the equality perspective.



Women with disabilities tend to work part time to a greater degree than men with disabilities and other women and men and are therefore significantly disadvantaged when it comes to achieving financial independence.

Source: *Financial equality for women with disabilities, the Swedish Gender Equality Agency (2019).*



Stockholm examples of goal covariation

There are several gender equality challenges associated with Stockholm’s schools. For example, girls experience more stress than boys (SDG 3) while boys achieve poorer results (SDG 4). Gender-based patterns also influence specialization at upper secondary level and influence career choices and income throughout life (SDGs 5 and 8).

¹⁵ SOU 2014:49 (Swedish Government Official Report) *Domestic violence – a public health issue.*
¹⁶ The Swedish Agency for Participation (2017) *Men’s violence against women with disabilities.*

SDG 8

Decent work and economic growth

SDG 8 is about working for inclusive and sustainable economic growth, full employment and decent working conditions. Economic growth is a prerequisite for all of the SDGs and the maintenance of the welfare system.

Assessment of our position

Stockholm has experienced rapid economic growth and high employment levels in the last decade. The rapid rate of population increase has contributed positively to this trend. It has also resulted in a strong tax base development, which is necessary to fund welfare services and investment. The current coronavirus pandemic has nevertheless had a major impact on business and the labour market, and we have seen rising unemployment, particularly among young people. The number of people in long-term unemployment has also risen. However in the longer term, the main challenge to growth is the imbalance in the Stockholm labour market. In certain sectors, growth is hampered by a lack of labour while large groups remain unemployed because they lack the skills that are in demand. To meet the labour market's transition needs, young people need to qualify in professions where there is a lack of labour. A more significant number of young people and adults also need further education or retraining opportunities offered by adult vocational schools and colleges. When unemployment increases in the wake of the pandemic, the city can support its residents through transition, education and collaboration with the business community to shorten the route into employment.

Chosen indicator

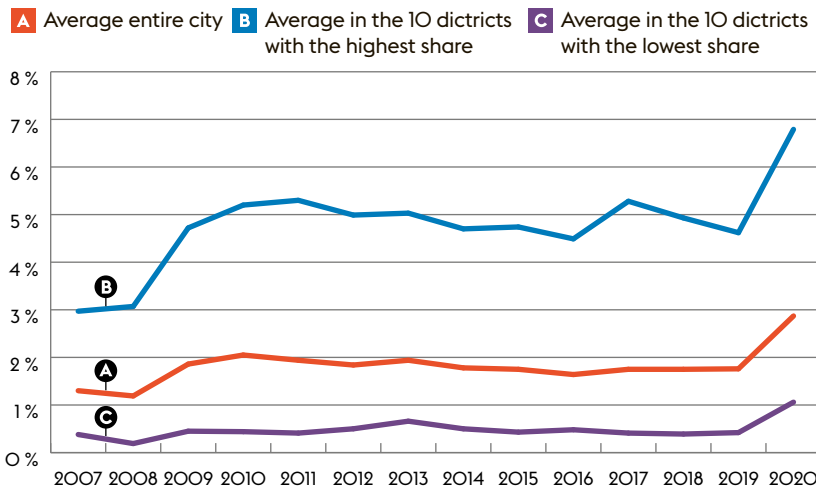
Long-term unemployment (lasting longer than six months) is the indicator chosen for SDG 8 as it often results in severe financial and social problems. Persons who lack a complete upper secondary education are more at risk of becoming long-term unemployed than others. We can also clearly see that persons with disabilities, new arrivals and those born outside of Europe (mainly women) have a more challenging time becoming established on the labour market.

The diagram below shows the development of long-term unemployment between 2007 and 2020 in the ten districts with the highest and lowest number of people in long-term unemployment, respectively. When the economy took a turn for the worse in 2008 in connection with the financial crisis, long-term unemployment rose markedly in the ten most vulnerable districts. Since then, levels of long-term unemployment have remained higher here. The districts least affected by long-term unemployment barely saw any change in connection with the 2008/2009 crisis. The long-term unemployment we see now as a result of the coronavirus pandemic risks following the same pattern. Long-term unemployment has risen sharply across the entire city, but the districts where figures were already high have been worst affected.

The share of the population aged 25–64 who were in long-term unemployment increased in connection with the economic crisis in 2008 and then fell in the years to 2019 before increasing again in 2020 in connection with the pandemic

Year	%
2007	1.4
2010	2.0
2019	1.8
2020	2.9

Share of the population aged 25–64 in long-term unemployment (lasting more than six months) in October of each year



Source: The Employment Service, Sweco.

Throughout the period 2007–2020, long-term unemployment figures have been highest in the group with lower secondary qualifications only and lowest in the group with tertiary education, and lowest among persons born in Sweden and highest among those born outside of Europe. There are minor differences between men and women.

A group that is particularly vulnerable is young people who neither work nor study (referred to in Swedish by the acronym UVAS). In 2018, there were 14,506 young people in this group, accounting for 8 per cent of the population aged 16–29 years old.¹⁷ The aim stated in the city’s 2021 budget is to halve this number by 2025.

Business will be the engine that powers the recovery in the aftermath of the coronavirus pandemic. Growth and job creation is fundamental to maintain the Swedish welfare system. In the wake of the coronavirus pandemic, the city needs to work to ensure that long-term unemployment figures do not become permanent, with young people under 29 years a special priority group. The city of Stockholm plays an important role in equipping its residents for the labour market of the future, contributing to a healthy business environment locally and providing the best conditions for job creation.

The increase in long-term unemployment can be seen most clearly in the districts (SDOs) where the level is already high

Highest and lowest district, %		
Year	Women	Men
Year 2020		
Highest share	6.8	6.4
Lowest share	1.8	1.7
Entire city	2.8	3.0
Year 2007		
Highest share	2.8	3.0
Lowest share	0.6	0.6
Entire city	1.2	1.4



Stockholm examples of goal covariation

Economic growth (SDG 8) must be achieved through a transition to more sustainable production and consumption (SDG 12) in order to reduce climate impact (SDG 13). Major gains are possible with development of new technologies (SDG 9). The Stockholm public transport system is currently undergoing major extension works and being made smarter (SDG 11), which benefits the environment and improves commuting possibilities.

¹⁷ Source: The Swedish Agency for Youth and Civil Society.

SDG 10

Reduced inequalities

The goal of Reduced inequalities frames the goal of sustainable development and highlights the importance of working for a society where no one is left behind. It relates both to the distribution of financial resources and to social and political influence in society.

Assessment of our position

Sweden and Stockholm are some of the most equal societies in the world. There are nevertheless differences in living conditions between individuals and groups. Children's right to grow up healthily, safely and with good life chances is a particular priority. Child poverty has decreased in Stockholm, but significant differences exist between different districts and groups. The opportunities for achieving self-sufficiency need to be strengthened for vulnerable groups, particularly women born abroad and women with disabilities.

The percentage of households with children living in poverty in the city of Stockholm has decreased somewhat since 2015

Year	%
2010	12.7
2015	11.7
2018	10.9

Chosen indicator

Growing up in poverty has a significant negative impact on a child's opportunities in life. Poverty affects children negatively in several ways, including worse physical and mental health, worse school outcomes and fewer opportunities to participate in leisure activities. Growing up in circumstances marked by economic vulnerability has a significant impact on a child's adult life in terms of their health, employment and livelihood prospects. For this reason, the main indicator chosen for SDG 10 Reduced inequalities is *child poverty*. Child poverty is defined as households with children with a disposable income per unit of consumption that is less than 60 per cent of the median disposable income for the city of Stockholm. This indicator serves as a measure of who is at risk of poverty.

The diagram on next page shows that the long-term trend has been a slight decrease in child poverty. There are, however, major differences in children's living conditions between different districts. Child poverty often coincides with domestic overcrowding and affects children's ability to do their homework in peace, for example. Children with an immigrant background and those living with single parents, and above all, single mothers, are most vulnerable in this regard.¹⁸

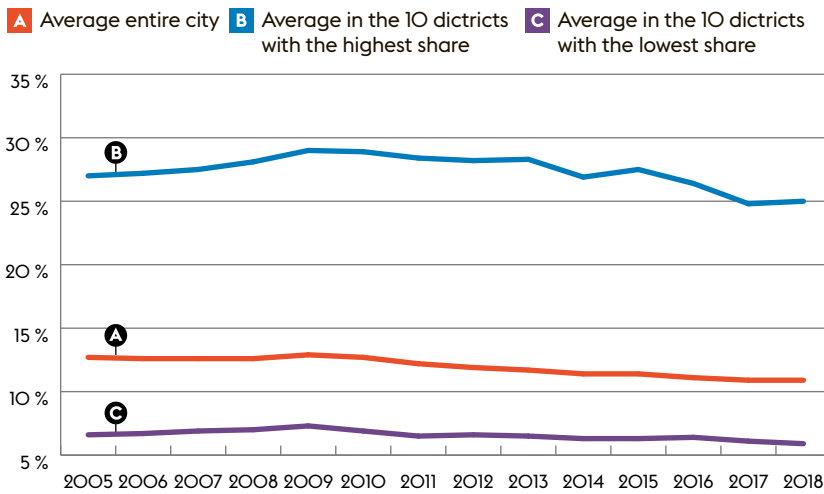
There are several indicators pointing to a concurrent spiral in people's opportunities when it comes to living equal lives.

Children with disabilities also represent a vulnerable group with worse living conditions than other children, for example, they are less active in leisure activities. Parents of children with disabilities also have worse living conditions than other parents when it comes to finances and health. Mothers of children with disabilities consistently have poorer living conditions than the fathers of these children.¹⁹

¹⁸ Child poverty in Sweden, Save the Children (2018).

¹⁹ "Parents of children with disabilities", the Swedish Agency for Participation (2020).

Share of poor households with children with an income of less than 60% of the city of Stockholm median disposable income



Source: Statistics Sweden, Sweco.

It is evident that residents living in districts characterised by socio-economic challenges have a worse outlook concerning school outcomes, education levels and employment opportunities, and also when it comes to health and lifestyle habits. Several indicators point to a concurrent spiral in people’s opportunities when it comes to living equal lives.

Working to prevent inequality involves, among other things, working to prevent discrimination. User surveys conducted by the city show that discrimination in the delivery of the city’s services is rare. However, other reporting shows that experiences of discrimination and harassment are a part of everyday life for many groups. People with disabilities state that discrimination is common. Various minority groups also state that stereotypes and everyday racism affect their living conditions. HBTQ persons are also vulnerable in several ways. This vulnerability affects access to human rights and the ability to strengthen and be open about one’s identity.²⁰

Through its welfare mission, the city of Stockholm has both excellent opportunities and a broad responsibility for preventing inequalities between individuals and in the population at large, based on gender, background or socio-economic situation. There are clear synergies with all the other Agenda goals here.



Stockholm examples of goal covariation

Reduced inequalities (SDG 10) promote people’s ability to participate in the development of the society and contributes to increased election turnouts, reduced conflicts, and increased trust in public authorities (SDG 16). Inequality results in poorer educational outcomes (SDG 4) and labour market prospects (SDG 8), as well as poorer health and lifestyle habits (SDG 3).

²⁰ The Equality Ombudsman.

SDG 16

Peace, justice and strong institutions

The goal of Peace, justice and strong institutions covers several areas, such as creating a safe and peaceful society free from violence with transparent and legally secure public institutions.

Assessment of our position

Voter turnout in the city of Stockholm is high and has increased overall based on figures from the five most recent elections. The challenge lies in the fact that differences in voter turnout between different districts and groups remain significant. One group where voter turnout is much lower than average is people born abroad. This represents a democratic inequality and increases the risk of exclusion.

The city of Stockholm’s 2020 safety survey shows a somewhat positive result. The gradual increase of anxiety and perceived insecurity noted in the city since 2011 has levelled out or even started to decrease. Differences remain, however, in terms of how Stockholm residents perceive the safety situation in their neighborhoods and their trust in society.

Voter turnout in the municipal elections has increased in the most recent elections



Year	%
2010	81.6
2014	82.1
2018	83.5

Chosen indicator

Voter turnout is a good measure of the state of democracy. Democracies are based on people getting involved, expressing their opinions and participating in elections. There is also a link between voter turnout and how we feel, where groups with a low voter turnout tending to rate their health lower. Based on this, voter turnout has been chosen as the main indicator for the goal of Peace, justice and strong institutions.

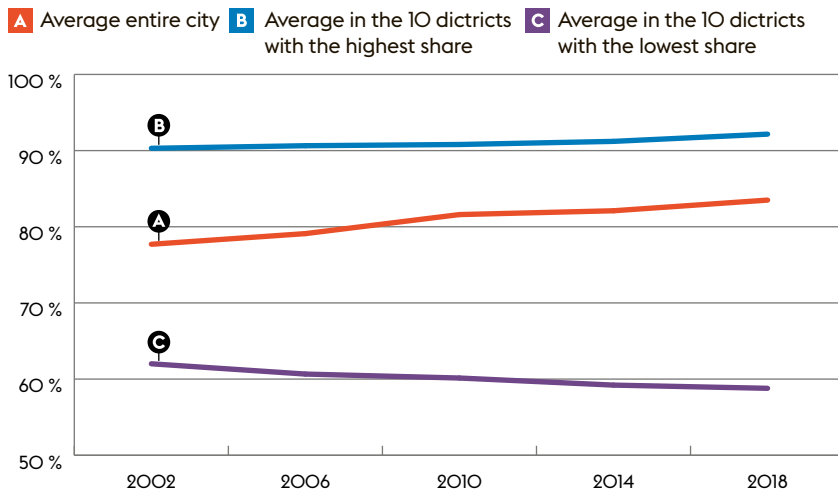
Voter turnout in the city of Stockholm has increased steadily in the last five elections. The turnout was 83.5 per cent at the 2018 municipal elections, which is slightly lower than the national average (84.1 per cent) but higher than the Gothenburg (81.1 per cent) and Malmö (78.6 per cent) levels.

There are nevertheless significant differences in voter turnout between city districts in Stockholm. The diagram on the next page shows voter turnout in the ten districts with the lowest and highest turnouts respectively, and in the city as a whole. While turnout in connection with elections increases in the city overall, a negative trend can be seen in the districts with the lowest voter turnout figures.

There are also apparent differences in voter turnout between different eligible voter groups. Women are somewhat more likely to vote than men. In the 2018 municipal elections in the city of Stockholm, 85 per cent of women voted compared to 82 per cent of men. At 92 per cent, turnout was higher among residents born in Sweden compared to 61 per cent among those born abroad. Voter turnout is also lower among people with disabilities, singles, those with a low level of education, those on a lower income, and those excluded from the labour market.²¹

²¹ Elections, voter turnout survey, Statistics Sweden 2018.

Voter turnout in municipal elections 2002–2018 in the city of Stockholm, broken scale, percentage (%) of those eligible to vote



Voter turnout in different groups, % in 2018

Women born in Sweden	93
Women born abroad	65
Women all	85
Men born in Sweden	91
Men born abroad	57
Men all	82
Total born in Sweden	92
Total born abroad	61
Total all	84

Feeling safe in everyday life is a prerequisite for social participation. The city has high ambitions in this regard, and extensive initiatives are implemented to increase residents' perceived safety across the city, with the aim of halving the perceived lack of safety in Stockholm by 2025. As mentioned, the 2020 safety survey shows that the increase in perceived lack of safety seen in recent years has levelled off or even started to decrease. The survey shows however that women feel less safe than men and that those born abroad feel less safe than those born in Sweden. People with disabilities also feel less safe. The perception of safety varies between districts, even though the differences have decreased.





The city of Stockholm works continuously to ensure that all residents are safe in their local environment, and make sure that they feel they can influence decision-making and have insight into public institutions. Impartiality and legal certainty are fundamental principles for all municipal operations. The city is also working to increase resident participation between elections, including through citizen dialogues. There are clear synergies between goal 16 and most other SDGs.







Stockholm examples of goal covariation

How safe a person feels in their local environment and how much faith they have in public authorities and decision-makers (SDG 16) is influenced by physical planning (SDG 11). One of the aims of the city's physical planning is to strengthen the opportunities to get ahead and improve the opportunities to meet in a safe way.

Summary of position and indicators – A modern city with opportunities for everyone

Goals	Strengths and challenges, assessment	Development of the chosen indicator in the city over time						
	<p>+ The need for financial assistance has decreased over time in all parts of the city.</p> <p>– A larger number of people need to be able to become self-sufficient.</p> <p>The median income has increased and provided a better financial standard of living over a number of years, for both men and women, which has resulted in a reduced need for financial assistance. Some groups are nevertheless falling behind in this respect, and socio-economically vulnerable districts are home to a larger number of financial assistance recipients with a low level of education and a weak connection with the labour market. Groups that struggle more to become self-sufficient include women born abroad and persons with disabilities.</p>	<p>Share of adults (aged 18 or older) receiving long-term financial assistance</p> <table border="1"> <tr> <td>2010</td> <td>1.2 %</td> </tr> <tr> <td>2015</td> <td>1.0 %</td> </tr> <tr> <td>2019</td> <td>0.8 %</td> </tr> </table>	2010	1.2 %	2015	1.0 %	2019	0.8 %
2010	1.2 %							
2015	1.0 %							
2019	0.8 %							
	<p>+ Good access to nutritious food.</p> <p>– Excess weight and obesity are growing health problems, particularly in certain groups.</p> <p>Excess weight and obesity are increasing in the population, especially among those with a low education level and the elderly. The incidence of excess weight and obesity is lower among those born in Sweden than those born abroad. There is also an uneven distribution of childhood obesity, with obesity more common in children living in socio-economically weaker areas.</p>	<p>Percentage of 18–84-year-olds who were obese in 2018 (BMI in excess of 30 kg/m²)</p> <table border="1"> <tr> <td>2002</td> <td>8.5 %</td> </tr> <tr> <td>2010</td> <td>10.3 %</td> </tr> <tr> <td>2018</td> <td>10.9 %</td> </tr> </table>	2002	8.5 %	2010	10.3 %	2018	10.9 %
2002	8.5 %							
2010	10.3 %							
2018	10.9 %							
	<p>+ Longer average life expectancy and better health.</p> <p>– Persistent differences between groups and genders with regard to life expectancy and health.</p> <p>The average life expectancy for women and men in Stockholm has been increasing for many years. Women live longer but have more sick leave days than men. Persons with a high level of education tend to enjoy better health and live longer in general. Differences in childhood health circumstances can come to affect children's health for the rest of their lives.</p>	<p>Average life expectancy</p> <table border="1"> <tr> <td>2002</td> <td>79 years old</td> </tr> <tr> <td>2010</td> <td>81 years old</td> </tr> <tr> <td>2019</td> <td>83 years old</td> </tr> </table>	2002	79 years old	2010	81 years old	2019	83 years old
2002	79 years old							
2010	81 years old							
2019	83 years old							
	<p>+ Stockholm has a well-educated population.</p> <p>– A larger number of young people need to achieve the grades required to proceed to upper secondary school. The pandemic has resulted in an increased need for adult education.</p> <p>Although Stockholm's population is well-educated, a larger number of people need to complete upper secondary education. There are persistent differences within the city when it comes to pupils achieving the grades required to proceed to upper secondary school and differences in parents' educational backgrounds stands out as one explanatory variable here.</p>	<p>Percentage achieving the grades required to proceed to upper secondary school</p> <table border="1"> <tr> <td>2002</td> <td>87 %</td> </tr> <tr> <td>2010</td> <td>88 %</td> </tr> <tr> <td>2019</td> <td>89 %</td> </tr> </table>	2002	87 %	2010	88 %	2019	89 %
2002	87 %							
2010	88 %							
2019	89 %							

Goals	Strengths and challenges, assessment	Development of the chosen indicator in the city over time												
	<p>+ Based on an international comparison, Stockholm is an equal city where the income gap between the genders is shrinking.</p> <p>- Women's median income remains lower than that of men, particularly among women born abroad. The daughters of these women have nevertheless improved their prospects.</p> <p>Women's income as a share of men's has grown in recent decades. However, women born abroad tend to be on low incomes to a greater extent than others. Women with disabilities is another group that needs support when it comes to employment. Women, and those with disabilities in particular, are more often victims of violence and feel less safe than men.</p>	<p>Women's median income as a percentage of men's (%)</p> <table border="1"> <thead> <tr> <th></th> <th>20-64 years old</th> <th>65+ years</th> </tr> </thead> <tbody> <tr> <td>2002</td> <td>85</td> <td>69</td> </tr> <tr> <td>2010</td> <td>87</td> <td>74</td> </tr> <tr> <td>2018</td> <td>88</td> <td>76</td> </tr> </tbody> </table> <p>● Positive development</p>		20-64 years old	65+ years	2002	85	69	2010	87	74	2018	88	76
	20-64 years old	65+ years												
2002	85	69												
2010	87	74												
2018	88	76												
	<p>+ A strong labour market with a high level of employment.</p> <p>- Those in long-term unemployment struggle to find work.</p> <p>The Stockholm labour market is strong, but there are imbalances in that some struggle to find employment due to lacking qualifications while some employers struggle to find labour with the right skills. The number of people in long-term unemployment sank between 2010 and 2019 but has recently increased across the entire city in connection with the pandemic that began in 2020, with socio-economic vulnerable areas being most affected. This represents a challenge when it comes to restarting the economy in the aftermath of the pandemic.</p>	<p>People in long-term unemployment (> six months) as a share of the population aged 25-64</p> <table border="1"> <tbody> <tr> <td>2007</td> <td>1.4 %</td> </tr> <tr> <td>2010</td> <td>2.0 %</td> </tr> <tr> <td>2019</td> <td>1.8 %</td> </tr> <tr> <td>2020</td> <td>2.9 %</td> </tr> </tbody> </table> <p>● Minor changes</p>	2007	1.4 %	2010	2.0 %	2019	1.8 %	2020	2.9 %				
2007	1.4 %													
2010	2.0 %													
2019	1.8 %													
2020	2.9 %													
	<p>+ Sweden is one of the countries in the world with highest equality.</p> <p>- Clear segregation and socio-economic differences. Priority must be given to the conditions under which vulnerable children grow up.</p> <p>Based on international comparison, Stockholm is an equal city, and the number of children living in poverty has decreased. Many children in Stockholm enjoy a good standard of living, but not all. Child poverty is a palpable reality that tells us that more needs to be done to lessen inequality and segregation.</p>	<p>Percentage of households with children with an income < 60% of the city of Stockholm median</p> <table border="1"> <tbody> <tr> <td>2010</td> <td>12.7 %</td> </tr> <tr> <td>2015</td> <td>11.7 %</td> </tr> <tr> <td>2018</td> <td>10.9 %</td> </tr> </tbody> </table> <p>● Positive development</p>	2010	12.7 %	2015	11.7 %	2018	10.9 %						
2010	12.7 %													
2015	11.7 %													
2018	10.9 %													
	<p>+ Voter turnout is generally high and has increased at the last elections.</p> <p>- There is covariation between voter turnout and perceived safety and trust, and there are major differences between groups in this respect.</p> <p>Voter turnout increases over time, but there are major differences between districts. The group comprising people born abroad has one of the lowest turnouts. In districts where the perceived lack of safety in the area is highest, voter turnout is often low, as is trust in the local authorities.</p>	<p>Turnout at City Council elections</p> <table border="1"> <tbody> <tr> <td>2010</td> <td>81.6 %</td> </tr> <tr> <td>2014</td> <td>82.1 %</td> </tr> <tr> <td>2018</td> <td>83.5 %</td> </tr> </tbody> </table> <p>● Positive development</p>	2010	81.6 %	2014	82.1 %	2018	83.5 %						
2010	81.6 %													
2014	82.1 %													
2018	83.5 %													



Sustainable growth and a dynamic city

This section outlines the city's strengths and challenges in relation to the SDGs most strongly linked with the operational goal *Sustainable growth and a dynamic city*. These are the selected SDGs.



How we are working to build Sustainable growth and a dynamic metropol city

This operational goal *Sustainable growth and a dynamic city* focuses on Vision 2040 and city budget aspects that mainly deal with strengthening the conditions for business and increasing employment across the entire city. Furthermore, there is a focus on sustainable urban construction and accessibility, measures that enable a good living environment and a reduced climate impact, as well as on sports and cultural matters.

Quotes from Vision 2040 Stockholm – City of Opportunities

“A strong business environment is crucial for a growing city and contributes to job creation, integration and sustainable growth. The urban environment is planned and designed to strengthen social cohesion and human health and security. A rich cultural and sports offering and balanced housing and urban planning counteract inequality and strengthen social sustainability. Stockholm residents are able to travel in an eco-friendly way and major investments go into making it easier to cycle and use public transport, thereby lessening congestion and the environmental and climate impact of traffic. Heating and electricity are to a great extent generated by renewable sources and recycled energy. Stockholm's clean water is a heritage that is nurtured and preserved. The city takes the lead and makes its own organisation fossil-fuel free by 2030; an important step towards contributing to the sustainability goals.”

From “Vision 2040 Stockholm – City of Opportunities”



SDG 6

Clean water and sanitation

The goal concerning clean water is about achieving stable public access to high-quality drinking water, sanitation and hygiene through reduced pollution, sound and effective water resources management and the protection of water-related ecosystems. In a changing climate, there is a need to ensure a continued supply of high-quality drinking water for responsible use in a growing Stockholm.

Assessment of our position

Virtually all Stockholm residents currently have good access to clean water and sanitation. To continue to protect groundwater resources for the future, it is important to monitor water quality and the extraction and use of freshwater. Stockholm's strong population growth necessitates the expansion of water treatment plants and water pipe networks, and the city's residents and organisations need to use drinking water in a way that is sustainable.

Water resources around metropolitan areas are under major pressure from human activity, which is why the city of Stockholm works actively to improve the water quality in the city's 23 water bodies. For Stockholm, the challenge is primarily that eutrophication and environmental toxins prevent Stockholm's lakes and bodies of water from meeting the requirements for good ecological and chemical status according to the EU's Water Framework Directive. These environmental problems are caused by a number of impact factors, the most important of which include the discharge of polluted wastewater and surface water and changes resulting from the activities that characterise an urban environment. By 2027 at the latest, all of Stockholm's lakes, water bodies, and coastal waters must achieve *good ecological and chemical status* according to the Water Framework Directive, which will be a challenge.²²

Chosen indicator

The indicator chosen here is the achievement of *good ecological and chemical status* according to the EU's Water Framework Directive. *Ecological status* is a weighted assessment of various quality factors consisting of both water quality and the nature of flora and fauna, and the physical conditions in the water and in the surrounding environment. Just 15 per cent of Stockholm's water bodies have a good ecological status. *Chemical status* is determined by measuring the occurrence of certain polluting substances in the surface water.

²² Source: [Miljobarometern.se](https://miljobarometern.se), the City of Stockholm.

	2017	2018	2019	2020
Percentage of water bodies that comply with environmental quality norms for ecological status	26 %	26 %	26 %	15 %
Percentage of water bodies that comply with environmental quality norms for chemical status	35 %	14 %	14 %	10 %

Source: Environment and Health Administration

The city's own goal is that 50 per cent of the water bodies shall comply with environmental quality norms by 2023 and then, according to the EU's Water Framework Directive, 100 per cent by 2027. As we can see, there is still some way to go, but ambitious work is ongoing to meet the goals. Local action programmes are being developed and will serve as important tools for prioritising and implementing measures. Continued work to remove environmental toxins from wastewater and sources of impact located upstream contributes to achieving the goals while also enabling circular nutrient flows. It takes time – sometimes years – for the results of measures implemented to show up in the water. However, as the work continues, the values are expected to continue to improve between now and 2027.

The Baltic Sea

The Baltic Sea is a large and almost completely enclosed sea area located in northern Europe, where the water is brackish. The Baltic Sea is nearly entirely surrounded by land and it takes a generation for its water to be replaced.

Nine countries border directly on the Baltic Sea area. A further five countries are partly located in the run-off area. Out of these countries, Sweden has the longest coastline. 90 million people live around the Baltic Sea, most of them in the southern areas.

The entire area is impacted by industry, by intensive fishing and by forestry in the north and agriculture in the south. The cod stock has fallen sharply in both number and size since the 1980s. However, great effort has gone into dealing with the primary sources of pollution and saving the cod stock.

Map showing the distribution of cod, which used to be found across the entire Baltic Sea



https://www.wikiwand.com/sv/Torsk_i_%C3%96stersj%C3%B6n

The number of water bodies that meet the environmental quality norms has fallen since 2017



Stockholm examples of goal covariation

In order to achieve the goals of cleaner water-courses in Stockholm and contribute to a cleaner Baltic Sea, production and consumption need to change to reduce the emissions of chemicals, microplastics and medicines into water and sewage. There is strong support among Stockholm residents for active environmental work, especially regarding unsustainable consumption, chemical emissions and environmental toxins. (Residents' survey on environmental issues, the City of Stockholm 2016).

SDG 14

Life under water



Stockholm examples of goal covariation

The Baltic Sea is an inland sea surrounded by nine countries and a large number of cities and communities. A number of rivers also flow into the Baltic Sea, which is highly affected by pollution and environmental toxins. Many initiatives are underway to improve the Baltic Sea environment, including on EU level. A partnership approach is required to meet all goals (SDG 17), however the need for cooperation on many levels and between nations, regions and institutions is particularly marked when it comes to resolving the challenges facing the Baltic Sea (SDGs 14 and 6).

SDG 14 is closely linked with SDG 6, Clean water and sanitation, and focuses especially on protecting seas and marine resources. How we manage our waters is of crucial importance to humanity as a whole and essential for balancing the effects of climate change.

Assessment of our position

Located between the Baltic Sea and the Lake Mälaren, Stockholm is characterised by large water surfaces. The purity of the water has become one of the City’s trademarks and contributes to a living and resilient city.

The strong population growth in the city of Stockholm leads to large investment in housing and infrastructure. For the growing city, water issues are also becoming an increasingly natural part of urban planning. Increased land use requires innovative solutions with surfaces that are functional from both a purification and flow point of view and can function as green recreation areas. Future coastal exploitation needs to consider valuable spawning and breeding areas for fish to ensure that these environments are strengthened and protected.

The city of Stockholm is currently working to improve the water quality in the city’s bodies of water and achieve good ecological and chemical status, which in turn also improves the marine environment. The ecosystems in Stockholm’s coastal areas and marine environments are impacted by what happens upstream both on land and in watercourses. As the run-off areas are sometimes extensive, many activities are affected as a result. Stockholm’s major bodies of water, Lake Mälaren and the Baltic Sea, are under major pressure from human activity. The city’s and Sweden’s ability to act on many of the issues linked to the impact on the city’s coastal areas is limited. The cross-border nature of the marine issue requires cooperation at the global, national and local level.

Chosen indicator

Indicators of good water status that are also applicable to this goal are outlined under SDG 6 Clean water and sanitation.



SDG 7

Affordable and clean energy



The city of Stockholm is aiming to be fossil-fuel free by 2040.

Stockholm City Council on the 2030 Agenda

SDG 7 is about ensuring access to sustainable, reliable and renewable energy and clean fuels. Access to energy is essential to our welfare, yet today's extraction and use of energy are one of the underlying causes of several major environmental problems.

Assessment of our position

The city of Stockholm is aiming to be fossil-fuel free by 2040. One challenge for achieving this lies in tackling the environmental impact that the heating of buildings, transport and other domestic and business electricity and gas usage generates. Therefore, energy consumption is a central issue in the transition to a society that does not have a negative climate impact.

In Stockholm, the focus has been on transitioning to sustainable and renewable energy and the city's energy supply is increasingly based on renewables. The transition has been particularly successful in the heating sector, where *renewable and recycled energy accounts for more than 86 per cent of district heating production*. Stockholm currently uses biofuel, waste, electricity, seawater and wastewater and, to a lesser extent, fossil oil to generate district heating.

Electrical energy is a commodity and the Nordic energy market allows Sweden to export its electricity surplus while import opportunities reinforce the Swedish security of supply in shortages. This trade is ongoing with a constant flow of electricity primarily between the Nordic countries but also between others. This is why it is interesting to measure the share of renewable electricity production in the Nordic region as a whole, including for a region such as Stockholm, and also why it is included as part of the chosen indicator below. At present, *renewables account for around 70 per cent of Nordic electricity production*.

Transitioning the transport sector to renewable fuels and electricity represents a major climate challenge from an economic perspective and requires regional and national cooperation. Today, *renewable fuels account for around 30 per cent of the transport sector fuel used in Stockholm*. This figure needs to be increased if Stockholm is to be able to contribute to the climate goals. The electrification of transport is a key measure here, increasing the share of renewables and achieving a more transport-efficient society.

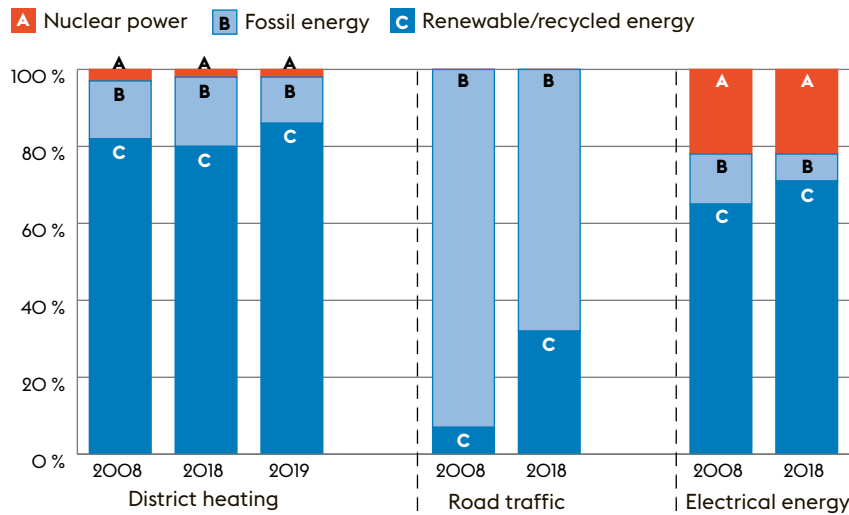
Continuing to make society more energy-efficient is a further challenge. As the city's population has grown, Stockholm has become increasingly crowded, and more people are using the existing public transport system and other community resources. In this sense, the energy is being used more efficiently on the individual resident level. At the same time, residents and businesses use more devices, machines and vehicles today, and these need electricity. Even if new products tend to be more energy-efficient than previous models, there is a need for smart, innovative and sustainable solutions to ensure further energy optimisation.

Another major challenge lies in the electricity system’s ability to deliver power to customers 24 hours a day in situations of increased demand, for example as fossil fuels are being phased out. This is especially relevant on cold winter days when the electricity demand is exceptionally high. As the national grid is reinforced, the risk of power shortfalls will nevertheless become smaller.

Chosen indicator

The city of Stockholm is aiming to be fossil-fuel free by 2040. *The share of renewable and recycled energy for the main emissions items; district heating, road traffic and electricity*, is shown below. In 2019, renewable and recycled energy accounted for 86 per cent of district heating production. In 2018, the share was 71 per cent for electricity production and 33 per cent for road transport. The share of renewable/recycled energy has increased in all sectors over the last ten years.

Share of renewable or recycled energy and fossil energy used in Stockholm county for heating, road transport and electricity production respectively



Source: Environmentally-friendly vehicles and renewable fuels in Stockholm, ENTSO-E, Eurostat and Stockholm Energi.

The city has come a long way when it comes to transitioning to renewable energy. The work to change and transition the energy systems, replace fossil with renewable and optimise society’s energy consumption needs to continue. The transport sector’s transition represents the biggest challenge.

The share (%) of fossil energy used in important sectors in Stockholm county has decreased

	2008	2018
District heating	15 %	12 %
Road traffic	93 %	69 %
Electrical energy	13 %	7 %



Stockholm examples of goal covariation

The indicator serves as a support in the fight against climate change and helps measure green house gas emissions (SDG 13). The one remaining major fossil emission point in Stockholm used to be the Värtaverket coal-fired CHP plant which was decommissioned in spring 2020 (SDG 7).

SDG 11

Sustainable cities and communities

Access to parks and natural recreation areas is an important indicator of sustainable cities. Stockholm's green spaces provide ecosystem services which can mitigate the effects of climate change. Areas for play, nature experiences and exercise are also important to enjoyment and wellbeing in addition to serving as important meeting places. In Stockholm, 83 per cent of residents have access to a green space within 200 metres. 85 per cent of residents are very or quite satisfied with the access to parks and nature in their own district.

Source: [Miljobarometern.se](https://miljobarometern.se), the City of Stockholm.

SDG 11 focuses on the sustainability of cities on an overarching level and looks at their ability to offer a safe, inclusive, healthy and accessible living environment. The city of Stockholm has experienced strong and unbroken population growth since the early 1980s. Growing cities create new economic growth opportunities, but population growth can also widen social gaps and ecosystem pressures. Urban planning is a powerful tool that can be used to steer development in a sustainable direction.

Assessment of our position

With its strong growth, excellent living environment and numerous green and blue spaces, Stockholm is one of the fastest-growing and most attractive regions in Europe. Major investments are going into housing construction and infrastructure, but some problems with housing shortages, segregation, environmental and climate issues still remain.

Stockholm is expected to reach a million inhabitants within a few years. A strong housing construction rate is one of the city's most important tools for achieving sustainable urban and construction development in a good living environment. The city's task is to create the conditions for a sufficiently high housing construction rate and otherwise make it easier for residents to access good housing in good environments and plan for special housing. The city has set an ambitious goal of building 140,000 homes in 2010–2030, and nearly 60,000 of these had already been completed or started in 2020.²³

Considered urban planning and more housing enable and strengthen sustainable social development across the city and avert socio-economic segregation. That includes some city districts characterised by weak socio-economic patterns with regard to resident incomes, education and labour market integration. However, segregation is a process that affects the entire city and cannot, therefore, be reduced to an issue concerning certain areas in isolation.

Stockholm also has a well-developed transport system, and public transport is essential in a well-equipped society from an accessibility and a sustainability point of view. The number of people who use public transport in Stockholm is high. 71 per cent of all motorised journeys in the inner city are public transport journeys, and 63 per cent of journeys between southern and northern Stockholm (the Saltsjö-Mälar section). The use of public transport for commuting purposes increases, while car use is on the rise for leisure transport. Women use public transport more than men or travel on foot, while cycling accounts for a similarly small share of transport for both men and women.²⁴ The metro system is currently undergoing major extension work, which is expected to increase public transport use when completed. The impact of traffic on the environment and climate needs to be reduced to improve the city's living environment. Transport accounts for roughly half of all greenhouse gas emissions in Stockholm, with road transport representing approximately 80 per cent of these.²⁵

²³ Source: The City of Stockholm's planning department.

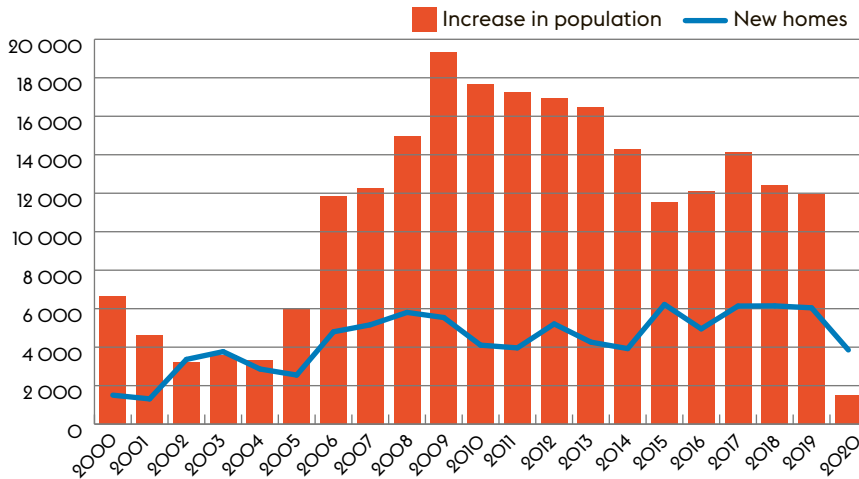
²⁴ Source: SL and the city's own traffic surveys.

²⁵ Source: [Miljobarometern.se](https://miljobarometern.se), the City of Stockholm.

Chosen indicator

Over the last 15 years, the city of Stockholm has experienced one of the biggest population increases in Europe. The city has also worked actively to increase the housing construction rate in an attempt to mitigate the housing shortage.

Annual increase in population and new homes being built in the city of Stockholm, 2000–2020



Source: Sweco.

As a result of the population increase, there has been no decrease in the share of people living in overcrowded homes despite extensive housing construction. It is above all for groups that are new in the property market or that have a weak financial situation that the housing shortage results in an insecure living situation and overcrowding.

In 2012, 40 per cent of residents lived in overcrowded homes. This figure was almost the same in 2019. The norm used in Sweden to measure overcrowding is *that each child has their own bedroom (spouses/cohabitants share a bedroom) and every home has a bathroom, a kitchen and a living room*. Otherwise you are overcrowded.

The share (%) of people living in overcrowded homes

2012	2013	2014	2015	2016	2017	2018	2019
40	41	41	41	41	41	40	40

Overcrowding becomes particularly challenging in the wake of the pandemic. In situations of overcrowding, it becomes harder for children to do their homework and for adults to work from home. Increased overcrowding also increases the risk of infection transmission during a pandemic. To tackle overcrowding, a large number of homes are being built in the city of Stockholm. There are also initiatives underway to extend the public transport system and ensure a sustainable design of streets, squares, parks, green spaces and water environments.

The share(%) of people living in overcrowded homes remains virtually unchanged while the population and construction has changed at the same rate

Year	%
2012	40
2015	41
2019	40



Stockholm examples of goal covariation

Investments into more equal health (SDG 3) can be made through considered design of housing and urban environment functions, thus also working towards a sustainable Stockholm (SDG 11).

SDG 13

Climate action

This SDG deals with climate change mitigation and the reduction of greenhouse gas emissions in order to achieve the climate targets. There is global agreement to reduce global warming to well under 2 degrees, with the aim of not exceeding 1.5 degrees. Sweden’s overarching climate goal is zero net greenhouse gas emissions by 2045 at the latest. The city’s goal is even more ambitious, with a fossil-free Stockholm by 2040 and a focus on becoming climate-positive. Moreover, the city’s own organisation is to become fossil-free by 2030.

Assessment of our position

The city of Stockholm has spent decades successfully working with environmental issues and reducing greenhouse gas emissions while the population has increased and economic growth has been strong. By 2018, greenhouse gas emissions per individual from heating and electricity consumption had halved compared to the 2010 emission figures. Transport sector emissions, which account for the largest share of total emissions and represent the most difficult area to tackle, have remained more or less unchanged in the last decade. If Sweden is to achieve its ambitious goal of a 70 per cent reduction in domestic transport emissions between 2010 and 2030, powerful measures must be taken jointly by the business community, the public sector and citizens.

In this connection, it may be worth bearing in mind that the circumstances of different groups vary. If men’s travel habits and behaviour changed to be more in line with women in Sweden, energy use and emissions from passenger transport could be reduced by almost 20 per cent.²⁶ The city also needs to start managing the expected effects of climate change and adapting the city to a warmer climate. Some groups may be more vulnerable than others in this respect. During the unusually hot summer of 2018, 700 excess deaths were recorded nationally, some of which can be attributed to the heat.²⁷

Greenhouse gas emissions to the air (tonnes of CO₂ equivalents per resident/year) have decreased, mostly from heating and electricity consumption

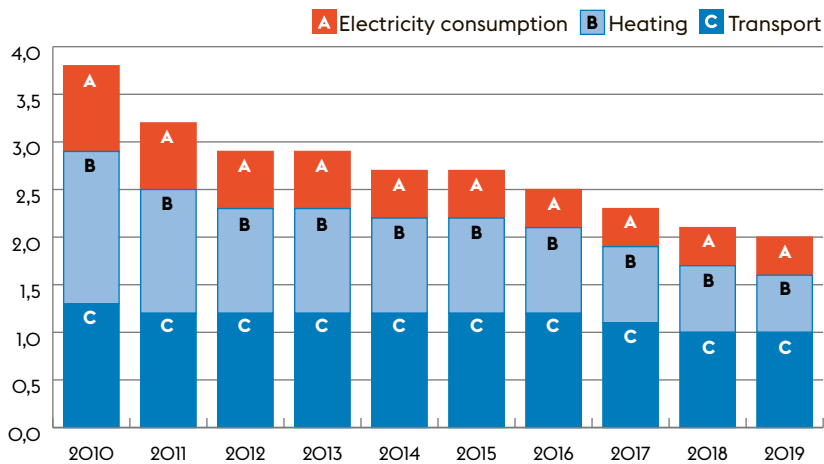
2010	2015	2019
3.7	2.7	1.9

Chosen indicator

The total *greenhouse gas emissions from heating, electricity consumption and transport per resident* have almost halved since 2010. However, there is still much to be done, especially when it comes to traffic. Beyond the long-term targets for total greenhouse gas emission within the city’s limits mentioned previously, there is also a short-term target of reducing these emissions to no more than 1.5 tonnes of CO₂e per resident by 2023.

²⁶ Gender equality and the transport system, Vinnova (2020).
²⁷ The Public Health Agency of Sweden’s website.

Total greenhouse gas emissions to the air within Stockholm's geographic area, tonnes of CO₂ equivalents per resident



Source: miljobarometern.se

Stockholm faces the challenge of adapting the city to a changing climate, where emission reductions and climate adaptation measures are implemented in parallel. The city needs to achieve power of implementation by collaborating even more with the public sector, academia and industry on measures to reduce emissions to build societies that are resilient and sustainable and based on renewable energy production. Furthermore, good health and wellbeing are partly an effect of climate adaptation, as the city works to reduce the negative impact of for example heat waves, and partly an effect of reduced air pollution and noise. To reduce the climate impact of consumption, alternatives are needed that make it easier for residents to live sustainably and reduce climate-impacting transport and consumption. As we return to a more normal situation after the pandemic, we may be better positioned to assess which lifestyle changes may be relevant in this context.



Stockholm examples of goal covariation

In response to the changed climate, the city should adapt its physical planning to counteract and minimise damage as a result of climate change (SDG 13). This may also involve handling acute impacts effectively through, for example, the rescue services and crisis management. Doing so will result in a safer and more secure Stockholm (SDG 16).

SDG 15

Life on land



Stockholm examples of goal covariation

An ecological compensation takes place when the city builds on valuable natural land resources, for example by ensuring that animal species that are pushed out as a result of the construction work are given an alternative space to live in. This helps build a sustainable city (SDG 11) that preserves biodiversity (SDG 15).

Sustainable ecosystems and biodiversity are the basis for our life here on Earth. To achieve ecologically sustainable development, it is essential to protect biodiversity in terms of plant and animal life, as well as a functioning ecosystem. Doing so also provides humans with a good living environment. This SDG is about meeting the population’s need for sustainable land use, stopping biodiversity loss and strengthening ecosystems.

Assessment of our position

Large continuous green spaces, lakes, watercourses, parks and green corridors offer Stockholm residents close and easy access to green structure on a level that is unusual for a city of its size. The vegetation helps cleanse the air and the water, dampens disturbances, and offers opportunities for relaxation.

At the same time, there is an intense demand for land in the growing city. The population of Stockholm is increasing rapidly, and new homes, workplaces and infrastructure are constantly being built, which can impact vital ecosystem functions. Urban planning offers significant opportunities for contributing actively to solutions that preserve and strengthen biodiversity. When the city is being expanded, the blue/green infrastructure is considered in urban planning and through reinforcement measures in areas with weak ecological connections. This is done to strengthen biodiversity and protect ecosystem services, including in the built environment. By maintaining pathways, such as retaining small pieces of woodland between built-up areas, Stockholm maintains its ecological network. The green spaces also offer solutions for surface water and rainstorm management, and for temperature regulation in connection with heatwaves.

Chosen indicator

Green and blue infrastructure is the network of nature and water that contributes to functioning living environments for plants and animals, and to human wellbeing. A continuous blue/green structure creates value for humans, biodiversity and for society as a whole. Stockholm’s green structure also serves as the basis when adapting the city to ongoing and future climate change.

Just over half of the municipal area consists of green and blue surfaces. A significant share of these are protected as nature or cultural reserves, protected shorelines, and so on. There are 11 nature reserves, one national city park and many beautiful, protected shoreline areas in Stockholm.²⁸

The share of the city of Stockholm’s area that is protected is slow-moving and changes slowly

Share of the city of Stockholm’s area that is protected








2014	2015	2016	2017	2018	2019
8.5 %	8.5 %	8.8 %	8.8 %	9.6 %	9.6 %





²⁸ Source: Miljobarometern.se, the City of Stockholm.

The indicator shows how the protection of valuable natural areas has developed within the municipality. The areas are protected as nature reserves, culture reserves or national city park under the Swedish Environmental Code.

The ecosystem services that the various ecosystems in nature and organisms provide are necessary for human needs and human wellbeing. They are therefore also essential for sustainable urban development and good quality of life. By creating multifunctional green solutions in the city, we ensure more ecosystem services that contribute to sustainable, resilient and attractive cities and both social and environmental sustainability.

Summary of position and indicators – Sustainable growth and a dynamic city

Goals	Strengths and challenges, assessment	Chosen indicator, development across the entire city over time												
 <p>6 CLEAN WATER AND SANITATION</p>	<p>+ Stockholm residents have access to clean water and high-quality sanitation. Proximity to water and clean water is a part of the city's brand.</p> <p>- Achieving the goal of 100% good ecological status in the city's water bodies by 2027 is a major challenge.</p>	<p>Share of the water bodies that meet the environmental quality norms for...</p> <table border="1"> <thead> <tr> <th></th> <th>2017</th> <th>2018</th> <th>2020</th> </tr> </thead> <tbody> <tr> <td>...ecological status</td> <td>26 %</td> <td>26 %</td> <td>15 %</td> </tr> <tr> <td>...chemical status</td> <td>35 %</td> <td>14 %</td> <td>10 %</td> </tr> </tbody> </table> <p> Negative development</p>		2017	2018	2020	...ecological status	26 %	26 %	15 %	...chemical status	35 %	14 %	10 %
	2017	2018	2020											
...ecological status	26 %	26 %	15 %											
...chemical status	35 %	14 %	10 %											
 <p>14 LIFE BELOW WATER</p>	<p>Stockholm's water bodies are heavily affected by human activity, especially eutrophication and environmental toxins, which creates a major challenge when it comes to achieving the goal of good ecological and chemical status in Stockholm's lakes and watercourses by 2027.</p>													
 <p>7 AFFORDABLE AND CLEAN ENERGY</p>	<p>+ Well-developed public transport and district heating networks.</p> <p>- Energy consumption must be optimised and fully based on renewables.</p> <p>Even though Stockholm is in a good position thanks to its well-developed district heating network, in order to mitigate the greenhouse effect, energy and transport systems need to be transformed to reduce the amount of fossil energy used by these. The biggest challenge is the transport system which relies heavily on the use of fossil fuels. Energy consumption too needs to be optimised.</p>	<p>Share (%) of fossil energy in Stockholm municipality used for</p> <table border="1"> <thead> <tr> <th></th> <th>2008</th> <th>2018</th> </tr> </thead> <tbody> <tr> <td>District heating</td> <td>15 %</td> <td>12 %</td> </tr> <tr> <td>Road traffic</td> <td>93 %</td> <td>69 %</td> </tr> <tr> <td>Electrical energy</td> <td>13 %</td> <td>7 %</td> </tr> </tbody> </table> <p> Positive development</p>		2008	2018	District heating	15 %	12 %	Road traffic	93 %	69 %	Electrical energy	13 %	7 %
	2008	2018												
District heating	15 %	12 %												
Road traffic	93 %	69 %												
Electrical energy	13 %	7 %												
 <p>11 SUSTAINABLE CITIES AND COMMUNITIES</p>	<p>+ Attractive and growing city that is actively building homes, a high rate of public transport use, particularly for commuting, and a good living environment.</p> <p>- Domestic overcrowding, housing shortages and segregation.</p> <p>Stockholm is one of the fastest growing regions in Europe. A major metro extension project is underway. A large number of new homes are built yet housing shortages and domestic overcrowding persist. Most residents travel to work by public transport whereas leisure trips are increasingly undertaken by car. There is good access to green spaces in the city, which supports social and ecological sustainability.</p>	<p>Share (%) of residents living in overcrowded homes according to Swedish standards</p> <table border="1"> <thead> <tr> <th></th> <th>Share</th> </tr> </thead> <tbody> <tr> <td>2012</td> <td>40 %</td> </tr> <tr> <td>2015</td> <td>41 %</td> </tr> <tr> <td>2019</td> <td>40 %</td> </tr> </tbody> </table> <p> Minor changes</p>		Share	2012	40 %	2015	41 %	2019	40 %				
	Share													
2012	40 %													
2015	41 %													
2019	40 %													

Goals	Strengths and challenges, assessment	Chosen indicator, development across the entire city over time						
	<p>+ Plenty of knowledge and motivation. The city can use procurement, cooperation and information to influence other stakeholders and residents in the right direction.</p> <p>– Lessen the use of fossil fuels in road traffic. The city's ability to act is limited.</p> <p>Greenhouse gas emissions per resident have almost halved since 2010. Not, however, for road traffic where powerful measures are needed. The city needs to adapt to a warmer and wetter climate. More alternatives must be found that make it easier for residents to live sustainably.</p>	<p>Total greenhouse gas emissions to the air, tonnes of CO₂ equivalents per resident/year</p> <table border="1"> <thead> <tr> <th>2010</th> <th>2015</th> <th>2019</th> </tr> </thead> <tbody> <tr> <td>3.7</td> <td>2.7</td> <td>1.9</td> </tr> </tbody> </table> <p> Positive development</p>	2010	2015	2019	3.7	2.7	1.9
2010	2015	2019						
3.7	2.7	1.9						
	<p>+ Stockholm has a uniquely accessible blue/green infrastructure.</p> <p>– Animal and plant life is affected by housing and infrastructure construction.</p> <p>The pace at which construction takes place in Stockholm impacts on biodiversity and ecosystems. The blue/green infrastructure needs to be supported through good use of land and water, conservation maintenance and reinforcement measures. The share of nature within the city of Stockholm that is protected changes very slowly.</p>	<p>Share of nature within the city of Stockholm's area that is protected</p> <table border="1"> <thead> <tr> <th>2014</th> <th>2016</th> <th>2019</th> </tr> </thead> <tbody> <tr> <td>8.5 %</td> <td>8.8 %</td> <td>9.6 %</td> </tr> </tbody> </table> <p> Minor changes</p>	2014	2016	2019	8.5 %	8.8 %	9.6 %
2014	2016	2019						
8.5 %	8.8 %	9.6 %						



A financially sustainable and innovative city

This section outlines the city's strengths and challenges in relation to the SDGs most strongly linked with the operational goal's *A financially sustainable and innovative city*. These are the selected global sustainable development goals.



How we are working to create a financially sustainable and innovative city.

This operational goal *A financially sustainable and innovative city* covers those areas of Vision 2040 and the city's budget that focus primarily on improving conditions for the creation of sustainable growth and development through innovative and smart solutions developed in partnership with other stakeholders such as industry, academia and civil society. Employees are the city's most valuable resource.

Quotes from Vision 2040 Stockholm – City of Opportunities

“Through innovation and partnership with scientists, industry, civil society and public sector stakeholders, the city's operations are being oriented towards smarter technology and sustainable solutions in the residents' day-to-day lives. The city's increasing focus on good partnerships with industry and academia is essential to Stockholm as a knowledge-rich region. Collaboration with Region Stockholm and the other municipalities in the county helps promote the region's long-term development power. Purchasing and procurement is a powerful tool for the sustainable development of the city's own operations as it allows the city to impose requirements relating to good environmental and social conditions. It also creates opportunities for new and innovative solutions that increase sustainability while developing the welfare system and meeting the residents' needs.”

From “Vision 2040 Stockholm – City of Opportunities”



SDG 9

Industry, innovation and infrastructure

An increasingly urbanised world means higher demand for sustainable industrial production, general access to affordable, sustainable and modern energy services and sustainable transport systems. This SDG focuses on creating sustainable infrastructure and industry, for example through the promotion of innovative solutions.



Stockholm examples of goal covariation

Access to energy is of fundamental importance to our prosperity (SDG 7). At the same time, today's energy consumption is one of the underlying causes of many of the major environmental problems. Energy companies are therefore working to develop smart and innovative (SDG 9) energy solutions to secure the transition to a sustainable society. The investment into district heating has been one of the most important and smartest decisions taken by the city of Stockholm in this context.

Assessment of our position

A healthy business climate is essential to a growing city and helps create jobs, raise tax revenues and increase welfare. Entrepreneurship allows individuals to take control of their own lives and livelihoods and contributes to vibrant and safe neighbourhoods across the entire city. The city aims for Stockholm to have Sweden's best business climate and an internationally competitive business community by 2025. This allows companies to be started and helps them grow, which results in increased growth and new job creation. The business community plays an important role in local urban development and the city's focus and operations areas should be given special protection. The insight that companies are important to the city and its prospects should be a natural part of all city operations.

Stockholm should offer safe, well-functioning and innovative environments for entrepreneurship. Despite the challenges that it has brought, the pandemic has shown just how quickly innovative ways of working can be developed. It has also highlighted the massive potential of digitalisation. There is also great potential in meeting welfare challenges through innovation and new ways of working. To be able to leverage the opportunities offered by digitalisation fully, well-functioning conditions must be put in place with regard to leadership, legislation, and a shared ICT infrastructure.

A sustainable and innovative urban environment also requires access to various infrastructure systems linked to energy supply, communications, sewerage and water. In several respects, Stockholm is well ahead when it comes to infrastructure. For example, 99 per cent of the city's residents have access to broadband speeds of at least 100 Mbit/s, and 98 per cent of the population live in areas that are well-connected to public transport, i.e. within 500 metres of a stop with departures at least hourly.²⁹ Roughly 80 per cent of buildings are supplied by district heating.³⁰ Residents thus enjoy a good infrastructure supply in many ways.

In several areas, such as public transport and energy supply, the city does not own the actual infrastructure, meaning that long term, cross-sector collaboration both within and between organisations is needed. These collaborations are also needed to guarantee secure and robust systems in the event of a social crisis. As the 2020 pandemic showed, the need for a functioning infrastructure is greater than ever.

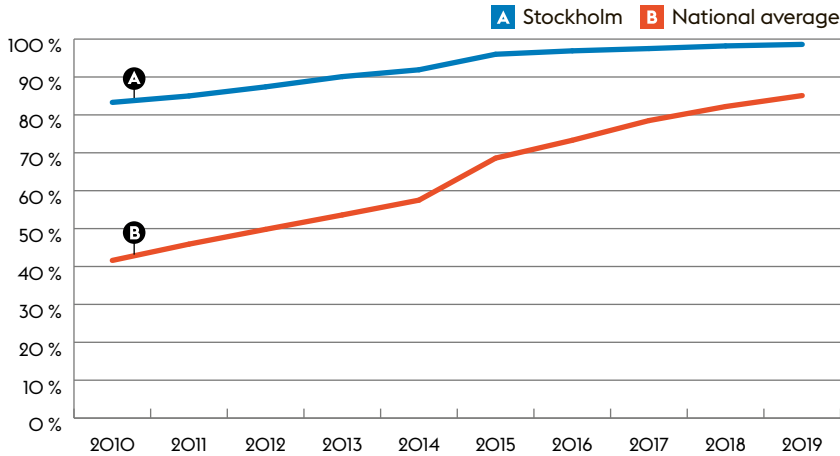
²⁹ Source: Kolada.

³⁰ Source: Miljöbarometern, City of Stockholm.

Chosen indicator

The pandemic has highlighted the need for a well-functioning digital infrastructure. Stockholm began expanding its broadband network early on, which has been an important part of the city marketing itself as an innovative tech city.

Share of the population (%) who have access to broadband speeds of at least 100 Mbit/s



Source: Sweco.

If Sweden is to achieve sustainable economic growth, the country needs sustainable industry, innovations and a good infrastructure. Therefore, the city needs to work continuously in all districts to support entrepreneurship as this is the foundation for our ability to fund public welfare. To do so, the city requires a well-trained workforce that possesses the skills required by the business community and the public sector. Innovation and a sustainable industry will be the key to mitigating the negative impact of production and consumption and fighting climate change.

Share of the population (%) who have access to broadband speeds of at least 100 Mbit/s

Year	%
2010	83.3
2015	96.0
2019	98.6

Global Innovation Index, Top 5

1. Switzerland
2. Sweden
3. USA
4. United Kingdom
5. The Netherlands

The UN World Intellectual Property Organization (WIPO) ranks Sweden the second most innovative economy in a list of 131 countries.

European Innovation Scoreboard 2020

1. Sweden
2. Finland
3. Denmark
4. The Netherlands
5. Luxembourg

Sweden has placed at the top of the EU's ranking of member states' innovation performance for several years.

SDG 12

Responsible production and consumption

SDG 12 is about putting in place structures that contribute to more sustainable consumption and production. The standard of living is increasing for a growing number of people worldwide, which is positive on an individual level. At the same time, current production and consumption patterns negatively impact human health, the climate, and the environment. Therefore, we need smart and innovative solutions that alter the behaviour of individuals and result in decisions that are better for the environment. The OECD has identified sustainable consumption and production as the area where Sweden faces the biggest challenges.



Stockholm examples of goal covariation

We need to change our lifestyles and there needs to be a significant transition from a linear to a circular economy (SDG 12) in order to cut climate emissions (SDG 13). Pop-up re-use initiatives where items can be dropped off for re-use or recycling that residents can reach without a car are cropping up in Stockholm.

Assessment of our position

Consumption-based greenhouse gas emissions are high, particularly from food, travel and construction. A long term and extensive transition from a linear to a circular economy need to take place to achieve sustainable consumption and production patterns. As a major buyer and procurer, the city can tailor purchase and public procurement agreements to include targeted requirements relating to the environment, climate and sustainability. This also contributes to a sustainable business sector and innovative solutions that, in the long run, lessen the strain on the environment and create good health.

Construction activities generate large volumes of waste. The aim is to, by 2030, develop Stockholm into a city where resources in the construction sector are used effectively and in accordance with the EU waste management hierarchy. The city is going to identify and map major resource streams and develop a strategy for creating circularity for construction activities that connects to the goal of sustainable consumption and production.³¹

Phasing out dangerous chemicals and reducing chemicals overall is an important part of creating more sustainable consumption patterns. Transitioning to non-toxic is a time-consuming process, and efforts to phase out dangerous chemicals are hampered by the fact that new chemicals are constantly being created. The city of Stockholm has adopted a chemicals plan for the period 2020–2023, and a new chemicals management system has been implemented which is being used by roughly 90 per cent of businesses in the city. This management system outlines the number of substances that should be phased out. There are opportunities for reducing the use of chemicals further here, for example by imposing requirements in connection with purchases.

³¹ Source: Environment Programme 2020–2023, the City of Stockholm.

Reducing emissions that are generated in other parts of the world, for example as a result of residents’ food purchases, product consumption and air travel, is also a challenge. As a major buyer of food, the city has taken the lead in this regard. Stockholm has adopted goals to reduce greenhouse gas emissions from food purchases and cut food waste in the city’s kitchens. The work on climate-smart food and food waste should minimise the food’s climate impact at all levels: production, handling, cooking, storage, serving and consumption. By 2021, food waste collection will also be mandatory in the city’s meal service operations and for all restaurants serving more than 25 portions.

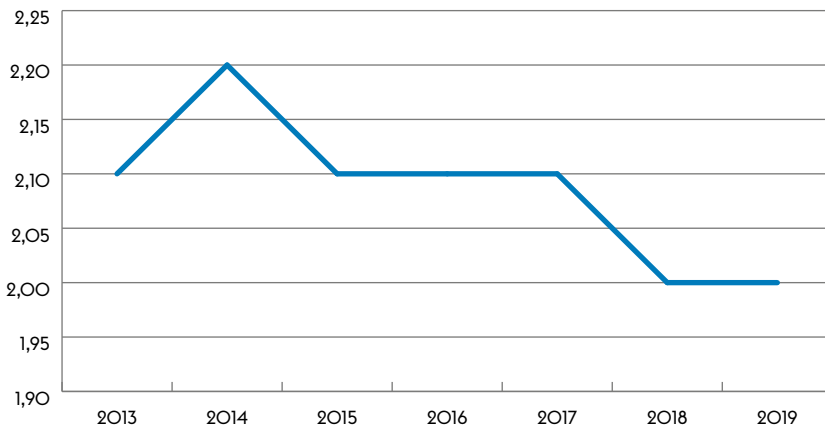
Chosen indicator

The consumption-based greenhouse gas emissions have been addressed by the city in its food strategy, environment programme and climate action plan, and are an important issue which the city can influence when purchasing. As a major buyer, the city can target food purchases to impose more stringent environmental requirements and measure the carbon footprint. In 2019, the city purchased food worth approximately SEK 440 million, equivalent to 15.5 million kg of food, which caused greenhouse gas emissions equivalent to 30.6 million kg of CO₂e. For that reason, the indicator chosen here is the *climate impact of the city’s food purchases*. The city’s current target is 1.6 kg CO₂e per kg of food purchased by 2023. The diagram below illustrates greenhouse gas emissions from food purchased by the city.

Greenhouse gas emissions from food purchased by the city have decreased (kg CO₂ emissions per kg/food)

Year	%
2014	2.2
2017	2.1
2019	2.0

Greenhouse gas emissions from food purchased by the city 2013–2019



Source: Hantera livs (Climate data base for food).

Stockholm works continuously to make the city’s operations resource-efficient and to show residents and entrepreneurs what they can do to transition to more sustainable production and consumption patterns. As a major consumer, the city can lead the way and, by imposing clear requirements in the purchasing process, work with industry to develop products and services with a lower climate impact.

SDG 17

Partnership for the goals

Strengthen the means of implementation and revitalise the global partnership for sustainable development.



At local level, there is a natural link with the work done all over the world to increase sustainability. The Swedish Government’s action plan for the 2030 Agenda highlights the importance of the work done in municipalities and regions to ensure that Sweden achieves the 2030 Agenda goals. The city of Stockholm has been working for increased sustainability for a long time. By integrating the 2030 Agenda into the city’s governance and follow-up, the city of Stockholm can compare itself with and get inspiration from other cities and regions. This helps strengthen and achieve a common direction for global sustainability, which increases the possibilities of achieving all of the Agenda goals.

In a globalised world where competition between cities and regions increases, *international cooperation and partnership* become ever more important. Here, the city of Stockholm has the chance to create partnerships to promote sustainable development and equality, lessen inequalities and fight climate change.






International partnerships also strengthen Stockholm’s position as an innovative and creative city in the international arena. Stockholm should be known for knowledge, diversity, openness, sustainability and high quality of life. It is also important to continue marketing the city as “Stockholm - The Capital of Scandinavia” consistently and for the long term.

There is a need for strengthened *regional cooperation* on the 2030 Agenda. This became particularly apparent in spring 2020 when the pandemic significantly challenged regional and municipal operations. As a result of this, a powerful ability to cooperate and innovate has developed, which needs to be nurtured going forward. The region’s strong population growth is a positive force, although it does bring major challenges that require sound planning and good cooperation between many different stakeholders. When people traverse greater geographical areas in their day-to-day lives, social planning across municipal borders also becomes more and more important, as does regional collaboration for the creation of a sustainable everyday life. The 2030 Agenda can therefore, together with the regional development plan for Stockholm 2050, serve as a shared platform for collaboration for the region’s stakeholders.

The city already has number of collaborations and partnerships with academia, business, civil society, municipalities and regions in the Stockholm-Mälaren region, as well as with other metropolitan regions in Sweden, that contribute to goal fulfillment. To achieve the vision 2040 and ensure continued strong and sustainable growth, these forms of collaborations need to be developed. A joint and active collaboration is required in transport, housing, health and care and the education and labour market. National-level governance also needs to be more flexible in relation to specific regional circumstances.

Furthermore, the city of Stockholm has developed various forms of collaboration and dialogue with *civil society* with the aim of developing the quality of its operations. The agreement format known as Public Non-governmental Partnership serves to identify ways for the public sector, private sector, academia and civil society to work together to achieve the goals. Citizen dialogues are another important tool, for example when it comes to handling conflicts of interest that may arise when urban development needs to be balanced with preserving valuable nature and green areas in the urban space.

Summary of position and indicators – A financially sustainable and innovative city

Goals	Strengths and challenges, assessment	Chosen indicator, development across the entire city over time
	<p>+ A strong and diverse business community and a well-developed infrastructure, resulting in strong economic growth.</p> <p>– All parts of the city need to have access to good and secure conditions for business.</p> <p>The pandemic has shown how quickly new, innovative ways of working can be developed and highlighted the potential of digitalisation as well as its fragility. One of the city's strengths is its well-developed infrastructure, both for traffic and for technical supply systems, and in particular broadband access. The city's operations also need to constantly work to contribute to the creation of good conditions for entrepreneurship in all parts of the city.</p>	<p>Share of the population (%) who have access to broadband speeds of at least 100 Mbit/s</p> <p>2010 83.3 2015 96.01 2019 98.6</p> <p> Positive development</p>
	<p>+ As a major buyer, the city is able to impose clear sustainability requirements.</p> <p>– Existing patterns of consumption and production need to become more sustainable.</p> <p>The current consumption patterns have a negative impact on the environment and smart solutions are needed that are capable of altering resident behaviour and resulting in decisions that are better for the environment. The city has made progress in the management of waste, toxins and food. One example of this is the fact that greenhouse gas emissions from food purchased by the city have fallen.</p> <p>The city should use its position as a major procurer and buyer to impose clear environmental, climate and sustainability requirements in connection with its purchases.</p>	<p>Greenhouse gas emissions from food purchased by the city kg CO₂ emissions per kg/food</p> <p>2014 2.2 2017 2.1 2019 2.0</p> <p> Positive development</p>
	<p>+ The city has well-developed regional, national and international-level collaborations.</p> <p>– The Agenda goals that relate to environmental sustainability require a particularly high degree of cooperation with other regions and countries.</p> <p>By integrating the 2030 Agenda into the city's governance and follow-up on local level, the city of Stockholm is able to compare itself with and get inspiration from other cities and regions. This helps strengthen and achieve a common direction for global sustainability.</p>	<p>There is no indicator for this goal.</p>

Good practices in the implementation of the SDGs in Stockholm

According to the Agenda 2030 declaration, all goals and targets are interlinked. It means that no goal can be achieved at the expense of other goals. Additionally, progress towards one goal has positive effects on several different goals. In the following section, you find good practices from work carried out in Stockholm that illustrate how action to reach one goal contributes to accomplishing other goals.

Urban planning with focus on sustainable development in the Stockholm district of Skärholmen



The development of cities impacts on people's living conditions. It is therefore important that urban development meets the residents' needs and offers them a good living environment.

One prerequisite for a socially cohesive city is that people from different districts and with different backgrounds move in the same public environments and interact with each other in their day-to-day lives. These human interactions create a vibrant city and are important when it comes to fostering affinity and understanding and counteracting social exclusion. Stockholm is structured in such a way that many districts are isolated and have weak links with their surroundings. They may, for example, be surrounded by traffic barriers or a topography that creates distance. One important task of urban development is thus to make changes that set the conditions for a more cohesive city.

The Stockholm district of Skärholmen was planned and built in the 1960s and 70s. A period characterised by very little development followed which lasted until now, when intensive housing construction is being used to power an extensive development of the entire district.

This housing construction project should, in addition to resulting in more homes, add new values and develop ways of working to create a cohesive, safe and vibrant district and thereby contribute to SDGs 10, 11 and 16. The work is based on a resident perspective, with the aim of the district developing based on its own conditions and with resident input playing an important part.

The new development should result not only in more homes, but also in the opportunity to shape safe and shared urban spaces and connect districts to create more cohesive urban environments. Strengthening local centres helps create more jobs and services. Access to parks, sports grounds and cultural initiatives will be developed to give more children and young people the chance to enjoy an active leisure time. Schools and pre-schools are a prerequisite for children enjoying a good upbringing and education strengthening SDGs 3 and 4. They also serve as important meeting places. It is just as important to take into account the district's cultural history and the ecological and recreational values offered by local beaches and green spaces. Together, this gives Skärholmen and the city of Stockholm a strong identity.

One of the results up until this point is that 6,500 new homes are in the pipeline. Local residents are highly involved in the process through consultations and dialogues, which improves trust and creates a sense of security. By identifying local needs, the initiatives have been expanded to include, for example, refurbishment of parks and the introduction of artwork in pedestrian underpasses.



The Stockholm district of Skärholmen.

The Integration Pact



The implementation of the Agenda should be characterised by ways of working that encourage collaboration between different stakeholders, for example civil society and the business community. One example of such a collaboration is the Integration Pact, which was started by the city of Stockholm to make it easier for employers to acquire the skills they need and shorten the route into work for residents who find themselves outside the labour market.

The Integration Pact is a unique network comprising nearly 300 members from all social sectors working together to contribute to the creation of a more inclusive labour market and city. The Integration Pact has three aims:

- To bring together organisations that want to contribute to integration in a network for collaboration and innovation
- To strengthen the city's ability to meet employers' demand for skills
- To support the city's work to shorten the route to the Swedish language, education and employment

The network's members work have the shared aim of taking action to tackle the fact that thousands of people are out of work despite there being many vacancies within the city of Stockholm. One of the groups that encounter obstacles on the labour market is young new arrivals, and young women in particular. By collaborating strategically with, among others, a civil society organisation working to improve the ability of young women to become established on the labour market, it has been possible to create jobs for young people in and around Stockholm.

The Integration Pact means that the city, together with the business community and civil society, works towards a shared goal of creating opportunities to allow a greater number of Stockholm residents to become established on the labour market while also meeting the business community's demand for labour and skills.



Working in Stockholm.

Collaboration for cleaner water

The environmental status of Stockholm’s coastal waters, lakes and watercourses needs to be improved. Stringent water quality requirements are imposed on national, EU and global level through the 2030 Agenda’s SDGs 6 and 14. The municipalities play an important role in local water management and there is a significant need for measures to be taken in this area. Since several municipalities often have an impact on the same bodies of water, and many watercourses are impacted by the same sources of pollution, there is much to be gained from working together across municipal borders. In order to achieve the goals, the municipalities in the Stockholm region therefore work together to develop local action programmes for their bodies of water. The purpose of these programmes is to generate shared knowledge about impact factors and the need for remedial actions and, based on this, propose cost-effective measures. The programmes also indicate who should implement the measures and what they are expected to cost. Several action programmes have been completed to date, and the work of implementing the proposed measures is ongoing.



One of the most important steps taken to improve the city’s coastal waters is the phosphorus precipitation treatments conducted in Brunnsviken and Djurgårdsbrunnsviken. Eutrophication is one of the biggest problems in these waters. The treatment involves using aluminium chloride to bind phosphorus and prevent it from contributing to continued eutrophication. Plans are in place to introduce this highly cost-effective measure in many other water bodies in the Stockholm area. This measure is a clear example of how local action programmes can streamline and facilitate collaboration between municipalities and other stakeholders. Experience from the city of Stockholm’s water management work shows that local action programmes have significant potential and can serve as examples for other cities when it comes to prioritising and implementing measures.



Bathing in central Stockholm.

Beloved City (Älskade stad) – Green and coordinated last mile delivery and waste collection in pedestrian areas



Beloved City is an economically and environmentally sustainable transport solution combining last-mile parcel distribution and waste collection using silent light electric vehicles. It is the result of cooperation between the city of Stockholm, a recycling company, a logistics operator and a property owner. Operation is based on a commercial business model since day one and has received no public funding making it unique. The city has played an important role as a facilitator by providing a neutral platform for commercial actors to meet and find common ground.

The solution enables up to six regular heavy trucks to be replaced by one silent electric vehicle circulating the streets. An evaluation conducted together with the Royal Institute of Technology indicated a cut in Co2 emissions by 74 percent, and energy use is roughly a third compared to ordinary waste collection solution. This is due to more energy-efficient vehicles and a higher load factor for the city's waste transports. Beloved City now covers waste and parcel flow from three market players in downtown Stockholm and the Old town. It was recently further developed through a combination of off-hour transportation.



Light electric vehicle in the project Beloved city (Älskade stad).

Home visits programme for first-time parents

The city of Stockholm needs to develop more tools to help reduce the incidence of child poverty. Child poverty is linked to parents' ability to support themselves and can affect issues such as vaccine take-up and education.

An expanded programme of home visits for first-time parents has been shown to have a positive impact both on parents (and on mothers in particular) and on children in terms of the child's physical and mental health and development, both in the short and in the long term. For example, it results in a improved parent-child interaction, reduced social security benefit dependency and positive effects on children's schooling.

Under the city's programme, first-time parents are offered six home visits from a nurse and a parental advisor employed by social services during the first 15 months of the child's life. The aim of the home visits is to strengthen the parents' knowledge of children's rights, improve parent-child interaction, increase parental knowledge of Swedish society and boost parents' self-esteem and wellbeing.

Evaluations show that the programme has been able to reach groups that are in great need of support. The participants themselves state that the programme has helped them develop as parents and taught them more about Swedish society and the social support available to parents. The home visit project started in one of the more socio-economically vulnerable districts in the city but has now become part of normal operations. It also serves as a model for other authorities and has been expanded to other districts.



Parent walking the streets of Stockholm.

Stockholm Biochar Project

Stockholm Biochar Project uses park and garden waste to produce biochar and renewable energy. Biochar is a fantastic soil conditioner that retains water, air and nutrients in the soil. Once in the soil, biochar is a carbon sink that contributes to a greener city and decreases the levels of carbon dioxide in the atmosphere for hundreds to thousands of years. Given its characteristics, biochar reduces the risks of urban flooding.



The energy becomes heat for the city’s district heating network within Open District Heating (TM) – a project to recycle excess heat in Stockholm city. Stockholm Biochar Project aims to produce heat for 400 apartments and create a carbon sink corresponding to the yearly carbon dioxide emissions from 3,500 cars. The energy becomes heat for the city’s district heating network within Open District Heating TM – a project to recycle excess heat in Stockholm city. Stockholm Biochar Project’s goal is to produce heat for 400 apartments and to create a carbon sink corresponding to the yearly carbon dioxide emissions from 3,500 clean cars. This way we are doing a small – but important – action to save the world.



Plant beds with biochar in Stockholm Royal Seaport.



Stockholms
stad