

# **UN HABITAT** **FOR A BETTER URBAN FUTURE**

**64<sup>th</sup> MEETING OF THE COMMITTEE OF PERMANENT REPRESENTATIVES TO  
THE UNITED NATIONS HUMAN SETTLEMENTS PROGRAMME**

**20<sup>th</sup> March 2016**

**Quarterly Report of the Financial Status of UN-Habitat (HSP/CPR/64/4)**

# Table of Contents

Table of contents .....	(i)
Introduction .....	1
Aggregate results .....	1
Performance of the Core Funds.....	4
Performance of the Ear-marked Funds.....	4
Fund balances and reserves.....	5
Interim Statement of financial performance for the period ended 31 December 2016.....	6
Comparison of actuals and budget .....	7
Status of foundation general purpose, pledges and contributions .....	8
Status of earmarked contributions.....	10
Top 10 Donors of UN Habitat 2010-2015 .....	26

# Notes to the Interim Statement of Financial Performance for the period ended 31<sup>st</sup> December 2016

## 1. Introduction

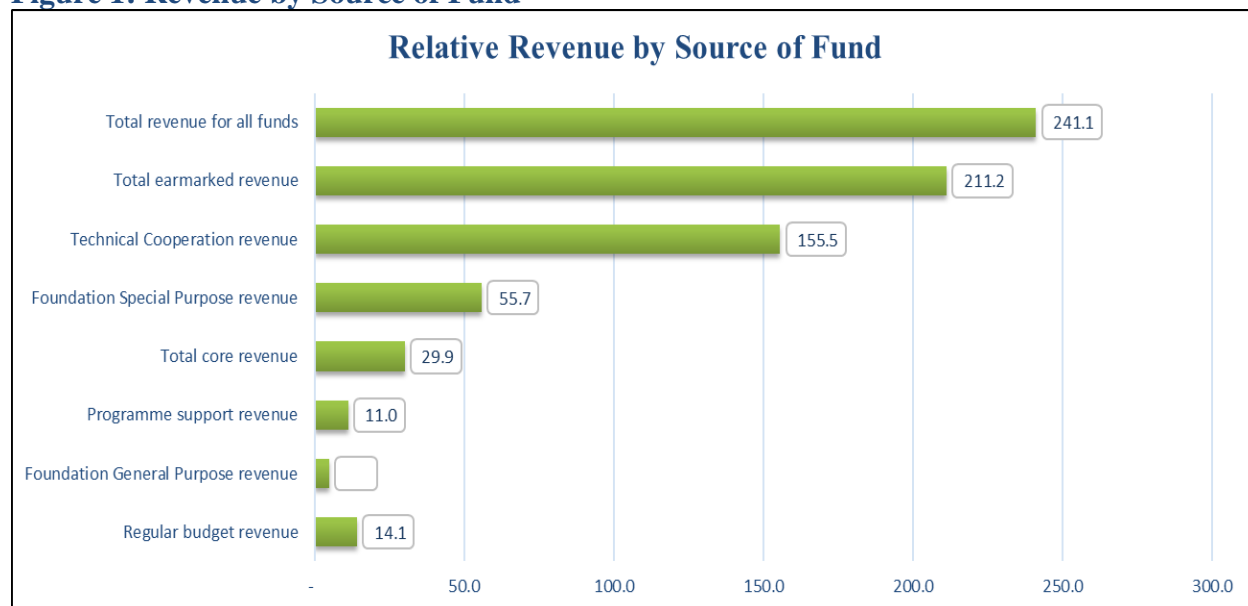
This interim financial status contained in the annexes is presented as at 31<sup>st</sup> December 2016 and provides an overview of UN-Habitat's financial performance for the period then ended. The situation is based on International Public Sector Accounting Standards.

## 2. Aggregate Results

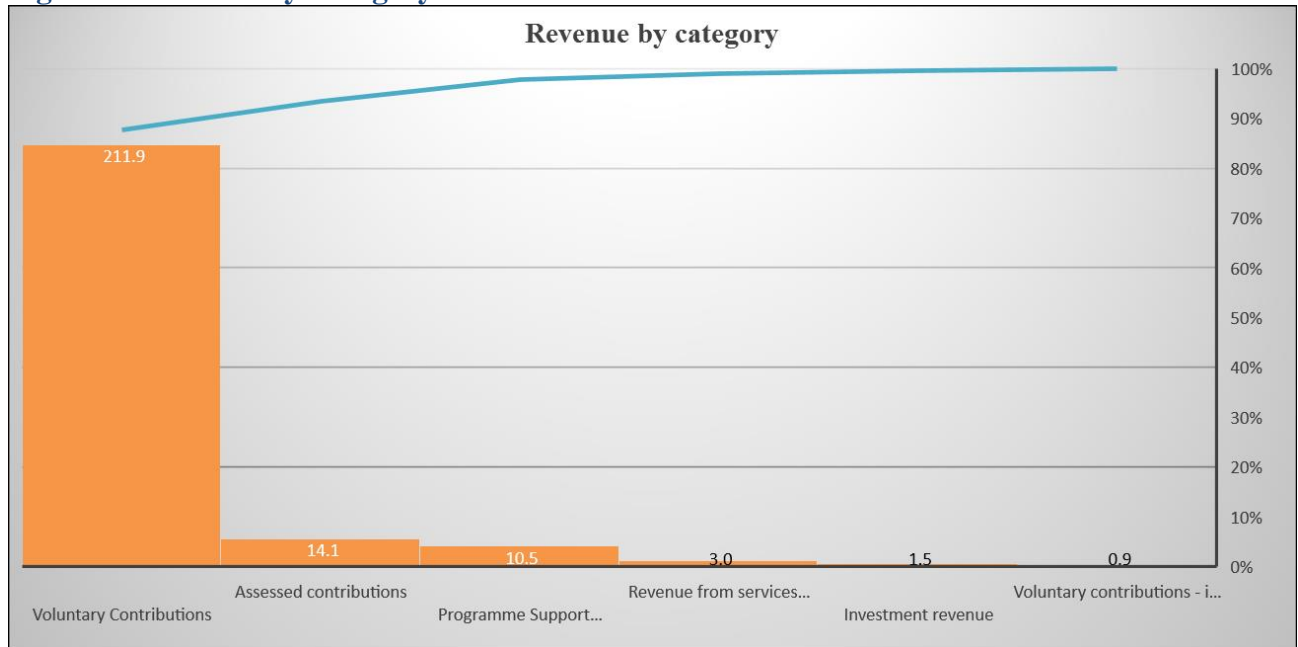
### 2.1. Revenue

Total gross revenue before adjustments and eliminations, comprising of the regular budget, foundation general purpose, programme support, foundation special purpose and technical co-operation amounted to USD 241.2 million. USD 29.9 million (12.4%) was from core funds while USD 211.3 million (87.6%) was from earmarked resources.

**Figure 1: Revenue by Source of Fund**



**Figure 2: Revenue by Category**



**2.2. Budgeted expenditure:**

Total operating expenditure budget for the reporting period amounted to USD 241.5 million of which USD 49.1 million (20.3%) relates to core and USD 192.4 million (79.7%) to earmarked activities.

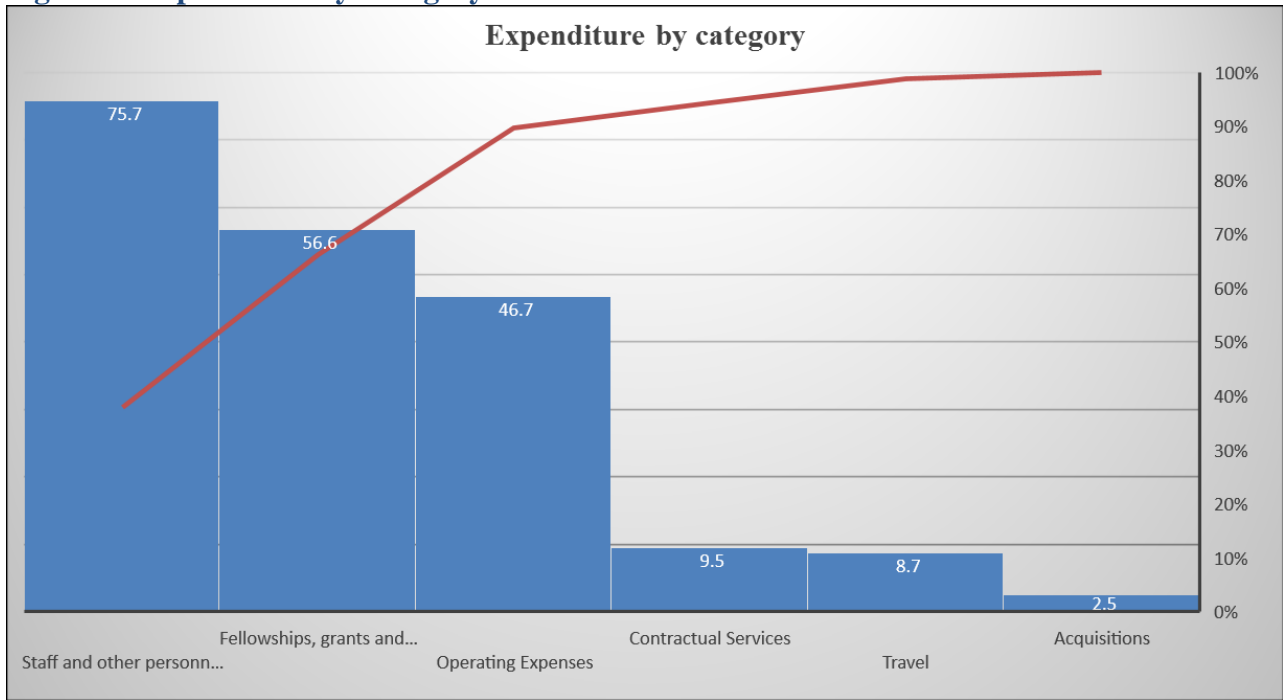
**2.3. Allotted budgeted expenditure**

Of the total operating expenditure budget of USD 241.5 million, a total of USD 206.0 million was allotted and released representing 85.3%. Of this allotted amount USD 34.0 million (16.5%) relates to core and USD 172.0 million (83.5%) to earmarked activities.

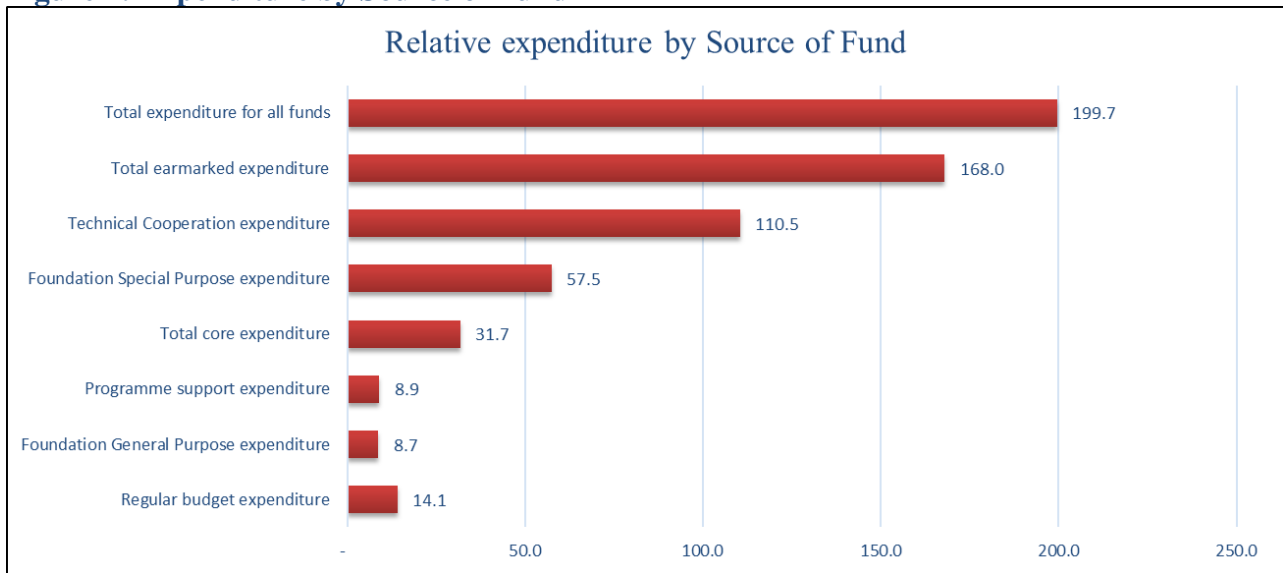
**2.4. Actual expenditure**

Total actual expenditure amounted to USD 199.7.0 million. USD 31.7 million (15.9%) is for core funds while USD 168.0 million (84.1%) is for earmarked funds. This represents about 82.7% execution rate on the WP&B annual budget and 96.9% on period allotted and released budget.

**Figure 3: Expenditure by Category**



**Figure 4: Expenditure by Source of Fund**



### **3. Performance of Core Funds**

Core funds comprise of the regular budget, foundation general purpose and programme support. As at the reporting date, total core funds results were as follows:

#### **3.1. Revenue**

Total core revenue, comprising of the regular budget, foundation general purpose and programme support amounted to USD 29.9 million. Regular budget amounted to USD 14.1 million (47.2%), foundation general purpose amounted to USD 4.8 million (16.1%) while programme support accounted for USD 11.0 million (38.8%). These amounts include investment revenue.

#### **3.2. Budgeted core expenditure**

Total budgeted core operating expenditure for the reporting period amounted to USD 49.1 million. This comprised of USD 11.6 million of regular budget (23.6%), USD 22.8 million foundation general purpose (46.4%) and USD 14.7 million programme support (32.9%). A total of USD 26.5 million was allotted representing 54.0%.

#### **3.3. Allotted core expenditure budget**

Of the allotted budget of USD 34.0 million, USD 11.6 million (34.2%) represented regular budget, USD 10.1 million (29.8%) represented foundation general purpose while USD 12.3 million (36.0%) was for programme support.

#### **3.4. Actual core expenditure:**

Total actual core expenditure amounted to USD 31.7 million which was 93.2% of the allotted budget. Regular budget expenditure of USD 8.7 million represents 14.1% of total core expenditure and is 121.0% budget execution. Foundation general purpose amount of USD 8.7 million is 27.5% of total core expenditure and represents 86.2% budget execution rate. Expenditure of USD 8.9 million on programme support is 28.1% of total core expenditure and represents a 72.8% budget execution rate.

### **4. Performance of Ear-marked Funds**

Ear-marked funds comprise of the foundation special purpose fund and technical cooperation fund. As at the reporting date, total earmarked funds results were as follows:

#### **4.1. Revenue**

Total ear-marked revenue, comprising of the foundation special purpose and technical co-operation amounted to USD 211.3 million. Foundation special purpose amounted to USD 55.7 million (26.4%) while technical cooperation accounted for USD 155.5 million (73.6%).

#### **4.2. Budgeted ear-marked expenditure**

Total budgeted earmarked operating expenditure for the reporting period amounted to USD 192.4 million. This comprised of USD 45.2 million (23.5%) of foundation special purpose budget and USD 147.2 million (76.5%) of technical cooperation budget.

#### 4.3. Allotted ear-marked expenditure budget:

Of the allotted budget of USD 172.0 million, USD 60.3 million (35.1%) represented foundation special purpose while USD 111.7 million (64.9%) was for technical cooperation.

#### 4.4. Actual ear-marked expenditure:

Total actual ear-marked expenditure for the period amounted to USD 168.0 million which was 97.8% of the allotted budget. Foundation special purpose expenditure of USD 57.5 million represents 34.2% of total ear-marked expenditure and is 95.3% budget execution. Expenditure of USD 110.5 million on technical cooperation is 65.8% of total ear-marked expenditure and represents a 98.9% budget execution rate.

### 5. Fund balances and reserves

#### 5.1. Core Funds:

Total core fund balances and reserves at the end of the reporting period amounted to USD 21.9 million representing USD 6.2 million (28.3%) foundation general purpose and USD 15.7 million (71.7%) programme support. No fund balances are realised regular budget.

- **Foundation general purpose fund balances:** *The Foundation general purpose fund balances of USD 6.2 million include a mandatory reserve of USD 4.6 million. This means that UN Habitat has a spendable fund balance of about USD 1.6 million as at the end of the reporting period.*
- **Programme support fund balances:** *The Programme support fund balances of USD 15.7 million include a mandatory reserve of USD 2.9 million. Fund balances available at the end of the period amount to USD 12.8 million.*

#### 5.2. Ear-marked Funds:

Total ear-marked fund balances and reserves at the end of the reporting period amounted to USD 392.9 million representing USD 119.5 million (30.0%) foundation special purpose and USD 273.4 million (70.0%) technical cooperation.

- **Foundation special purpose fund balances:** *The Foundation special purpose fund balances of USD 107.4 million include a reserve of USD 4.0 million. Fund balances available at the end of the period amount to USD 103.4 million.*
- **Technical cooperation fund balances:** *The Technical cooperation fund balances of USD 261.9 million include a reserve of USD 11.4 million. Fund balances available at the end of the period amount to USD 250.6 million.*

A summary of the revenue, expenses, fund balances and reserves is provided in Annex A, while the comparison of actuals and budget is shown in Annex B. Details of non-earmarked and earmarked contributions are given in Annexes C to F.

## Annex A

## INTERIM STATEMENT OF FINANCIAL PERFORMANCE FOR THE PERIOD ENDED 31 DECEMBER 2016 BY SEGMENT

[In thousands of United States Dollars]

Description	Core funds				Earmarked funds			All Funds			End of Service Benefits	TOTAL
	Regular Budget	Foundation General Purpose	Programme Support	TOTAL for Core	Foundation Special Purpose	Technical Cooperation	TOTAL for Earmarked	GROSS Total	Intersegment eliminations	NET Total	End of Service Benefits	
<b>Revenue</b>												
Assessed contributions	14,063.0	-	-	14,063.0	-	-	-	14,063.0	-	14,063.0	-	14,063.0
Voluntary Contributions	-	2,329.5	-	2,329.5	54,555.1	155,042.6	209,597.7	211,927.2	-	211,927.2	-	211,927.2
Voluntary contributions - in kind	-	-	-	-	586.8	359.3	946.1	946.1	-	946.1	-	946.1
Programme Support Revenue	-	-	10,491.2	10,491.2	-	-	-	10,491.2	(10,491.2)	-	-	-
Revenue from services rendered	-	2,464.7	394.2	2,858.9	188.5	-	188.5	3,047.4	(3,047.4)	-	-	-
Investment revenue	-	37.4	113.6	151.0	513.3	808.8	1,322.1	1,473.1	-	1,473.1	47.2	1,520.3
Other revenue	-	4.5	0.9	5.4	(120.4)	(616.7)	(737.1)	(731.7)	-	(731.7)	672.8	(58.9)
<b>Gross revenue</b>	<b>14,063.0</b>	<b>4,836.1</b>	<b>10,999.9</b>	<b>29,899.0</b>	<b>55,723.3</b>	<b>155,594.0</b>	<b>211,317.3</b>	<b>241,216.3</b>	<b>(13,538.6)</b>	<b>227,677.7</b>	<b>720.0</b>	<b>228,397.7</b>
<b>Revenue adjustments</b>												
Revenue adjustments	-	(50.7)	-	(50.7)	(2,455.70)	(12.6)	(2,468.3)	(2,519.0)	-	(2,519.0)	-	(2,519.0)
<b>Revenue adjustments</b>	<b>-</b>	<b>(50.7)</b>	<b>-</b>	<b>(50.7)</b>	<b>(2,455.7)</b>	<b>(12.6)</b>	<b>(2,468.3)</b>	<b>(2,519.0)</b>	<b>-</b>	<b>(2,519.0)</b>	<b>-</b>	<b>(2,519.0)</b>
<b>Net revenue</b>	<b>14,063.0</b>	<b>4,785.4</b>	<b>10,999.9</b>	<b>29,848.3</b>	<b>53,267.6</b>	<b>155,581.4</b>	<b>208,849.0</b>	<b>238,697.3</b>	<b>(13,538.6)</b>	<b>225,158.7</b>	<b>720.0</b>	<b>225,878.7</b>
<b>Expenses</b>												
Staff and other personnel costs	12,279.0	8,213.4	6,274.1	26,766.5	18,684.6	30,346.3	49,030.9	75,797.4	(3,047.4)	72,750.0	1,821.2	74,571.2
Travel	997.0	249.9	85.9	1,332.8	4,972.6	2,350.1	7,322.7	8,655.5	-	8,655.5	-	8,655.5
Acquisitions	46.0	21.8	13.0	80.8	413.4	1,971.3	2,384.7	2,465.5	-	2,465.5	-	2,465.5
Contractual Services	-	19.8	1,592.0	1,611.8	1,562.5	6,281.5	7,844.0	9,455.8	-	9,455.8	-	9,455.8
Operating Expenses	420.0	180.6	919.3	1,519.9	15,081.6	30,087.7	45,169.3	46,689.2	(10,491.2)	36,198.0	3.8	36,201.8
Fellowships, grants and contributions	321.0	42.5	30.7	394.2	16,789.3	39,458.1	56,247.4	56,641.6	-	56,641.6	-	56,641.6
<b>Total Expenses</b>	<b>14,063.0</b>	<b>8,728.0</b>	<b>8,915.0</b>	<b>31,706.0</b>	<b>57,504.0</b>	<b>110,495.0</b>	<b>167,999.0</b>	<b>199,705.0</b>	<b>(13,538.6)</b>	<b>186,166.4</b>	<b>1,825.0</b>	<b>187,991.4</b>
<b>Surplus/(Deficit) for the period</b>	<b>-</b>	<b>(3,942.6)</b>	<b>2,084.9</b>	<b>(1,857.7)</b>	<b>(4,236.4)</b>	<b>45,086.4</b>	<b>40,850.0</b>	<b>38,992.3</b>	<b>-</b>	<b>38,992.3</b>	<b>(1,105.0)</b>	<b>37,887.3</b>
Fund balances as at 01 January 2016	-	10,154.0	13,648.0	23,802.0	111,627.0	216,911.0	328,538.0	352,340.0	-	352,340.0	(31,466.6)	320,873.4
<b>Gross Fund balances at period end</b>	<b>-</b>	<b>6,211.4</b>	<b>15,732.9</b>	<b>21,944.3</b>	<b>107,390.6</b>	<b>261,997.4</b>	<b>369,388.0</b>	<b>391,332.3</b>	<b>-</b>	<b>391,332.3</b>	<b>(32,571.6)</b>	<b>358,760.7</b>
<b>Statutory Operating Reserves</b>	<b>-</b>	<b>4,562.0</b>	<b>2,932.0</b>	<b>7,494.0</b>	<b>4,023.0</b>	<b>11,360.0</b>	<b>15,383.0</b>	<b>22,877.0</b>	<b>-</b>	<b>22,877.0</b>	<b>-</b>	<b>22,877.0</b>
<b>Net Fund balances at period end</b>	<b>-</b>	<b>1,649.4</b>	<b>12,800.9</b>	<b>14,450.3</b>	<b>103,367.6</b>	<b>250,637.4</b>	<b>354,005.0</b>	<b>368,455.3</b>	<b>-</b>	<b>368,455.3</b>	<b>(32,571.6)</b>	<b>335,883.7</b>
Fund Commitments not recognised under IPSAS	-	-	-	-	-	-	-	-	-	-	-	-

## Notes:

1. In line with IPSAS, the expenses of USD 57.5 million for Foundation Special Purpose and USD 110.5 million for Technical Cooperation activities exclude obligations for earmarked activities under implementation amounting to about USD 0 million



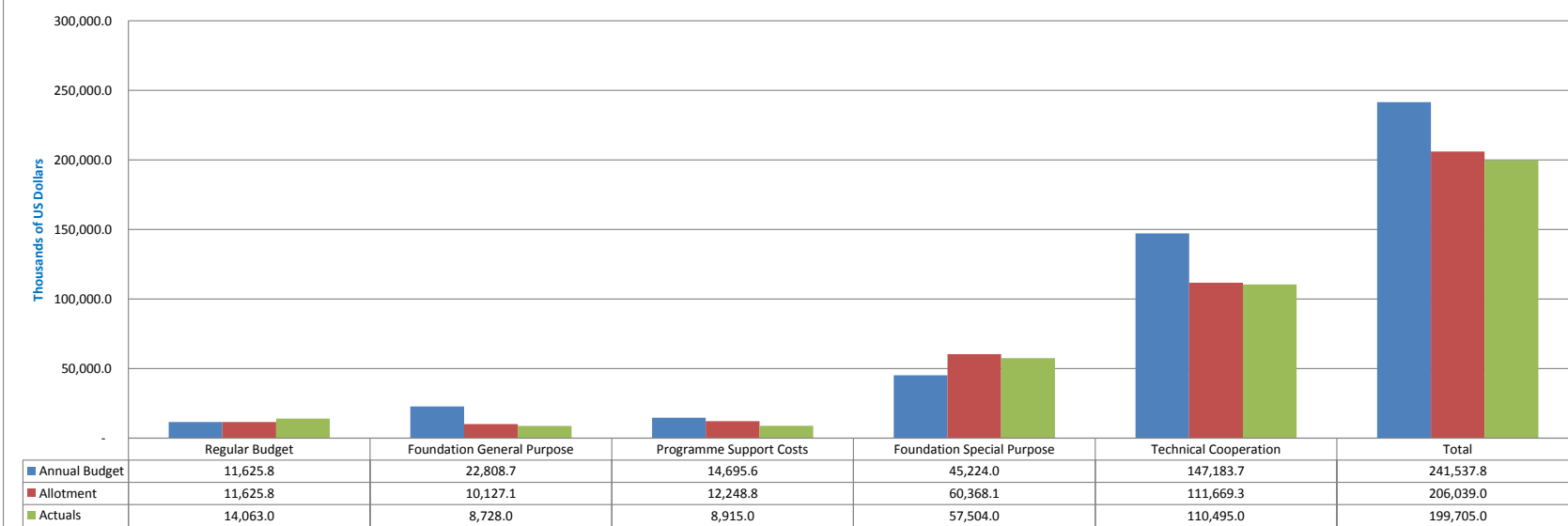
Annex B

**Comparison of actual expenditure with budget**

[In thousands of United States Dollars]

DESCRIPTION	BUDGET			EXPENDITURE		BUDGET EXECUTION			
	Biennial Budget (WP&B)	Annual Budget (WP&B)	Alloted or Released	Actual	Commitments	Execution Rate (% of WP&B)		Execution Rate (% of Allotments)	
						Actual Expenses	Actual and Commitments	Actual Expenses	Actual and Commitments
Regular Budget	22,525.3	11,625.8	11,625.8	14,063.0	-	121.0%	121.0%	121.0%	121.0%
Foundation General Purpose	45,617.4	22,808.7	10,127.1	8,728.0	-	38.3%	38.3%	86.2%	86.2%
Programme Support Costs	29,391.2	14,695.6	12,248.8	8,915.0	-	60.7%	60.7%	72.8%	72.8%
<b>Sub-total: Core funds</b>	<b>97,533.9</b>	<b>49,130.1</b>	<b>34,001.7</b>	<b>31,706.0</b>	<b>-</b>	<b>64.5%</b>	<b>64.5%</b>	<b>93.2%</b>	<b>93.2%</b>
Foundation Special Purpose	90,448.0	45,224.0	60,368.1	57,504.0	-	127.2%	127.2%	95.3%	95.3%
Technical Cooperation	294,367.4	147,183.7	111,669.3	110,495.0	-	75.1%	75.1%	98.9%	98.9%
<b>Sub-total: Earmarked funds</b>	<b>384,815.4</b>	<b>192,407.7</b>	<b>172,037.3</b>	<b>167,999.0</b>	<b>-</b>	<b>87.3%</b>	<b>87.3%</b>	<b>97.7%</b>	<b>97.7%</b>
<b>Total</b>	<b>482,349.3</b>	<b>241,537.8</b>	<b>206,039.0</b>	<b>199,705.0</b>	<b>-</b>	<b>82.7%</b>	<b>82.7%</b>	<b>96.9%</b>	<b>96.9%</b>

**Annual Budget, Allotments and Actual Expenditures**



## Annex C

### Status of the General Purpose (Non-earmarked) Pledges and Contributions

>> As at 31 December 2016 <<

[In United States Dollars]

COUNTRY	REVENUE - CASH BASIS						REVENUE - IPSAS BASIS		
	2008	2009	2010	2011	2012	2013	2014	2015	2016
Afghanistan			-	500	1,000	1,000			
Algeria	10,000	10,000	10,000						10,000
Angola			2,550			2,600			
Argentina		2,336		3,000	3,000	5,000	5,000	5,000	10,000
Austria	98,000								
Bahrain	250,000								
Bangladesh	7,500								
Barbados	3,000	3,000	3,000	3,000	3,000			6,074	
Bhutan									
Botswana									
Brazil									
Burkina Faso			18,931	12,238				34,430	
Cameroon		2,257							
Canada	73,972	63,078	73,529	75,294	150,233		67,307		
Chad		10,000							
Chile	5,000	5,000	5,000	5,000	5,000	5,000	5,000	5,000	5,000
China					29,980	100,000	150,000	350,000	350,000
Colombia	12,000	12,000	12,000			11,500			
Costa Rica									
Cyprus	3,600								
Czech Republic	121,936					7,482	6,719		
Egypt									
Eritrea									50,000
Ethiopia									
Fiji									
Finland	735,691	701,240	616,076	629,847	609,214	603,292	607,146	517,188	
France	295,680								105,860
Germany							975,610		
Ghana				14,147		5,444			
Greece	30,000	30,000	30,000						
Haiti							10,000		
India	80,000	80,000	80,000	80,000	100,000	-	129,816	60,246	247,227
Indonesia									
Israel	10,000	10,000	10,000	10,000	10,000	10,000	10,000	10,000	10,000
Italy									
Jamaica	4,985								
Japan	148,364	148,364	106,970	96,372	86,735	86,755	46,644	35,586	
Kenya	60,000	60,000	60,000	60,000	70,003	63,798	61,556		
Kuwait			-						
Luxembourg									
Madagascar						850			
Morocco									
Mozambique						10,000			
Myanmar							10,000		
Namibia						1,000			
Netherlands	1,443,570	1,595,550							
Norway*	8,383,219	6,066,226	5,072,727	5,980,479	5,383,052	4,380,936	1,471,454	638,488	598,982
Pakistan	5,974	5,985	6,007	6,003	5,980	11,948	11,991	5,994	6,000
Panama			1,000		1,000		1,000		
Philippines	827								15,000
Poland									
Portugal	101,801								
Republic of Korea	28,535	86,161	89,522	89,924	88,117	94,169	93,225	90,416	83,783
Romania									
Russian Federation	10,000	10,000	10,000	10,000	10,000	10,000	20,000		
Rwanda	5,000	5,000	5,000	5,000	5,000	-	4,975		
Serbia		8,400							
Slovenia	7,500								
Slovakia									15,609
South Africa	45,250	45,250	45,250	50,950	86,750	-	200,000	120,000	
Spain	2,582,000	2,867,400	3,958,500	5,200,000					
Sri Lanka	15,000		30,000	15,000	15,000	25,000	25,000	25,000	25,000
Sweden	2,686,845	4,621,952	2,777,905	3,041,584	2,385,957	2,300,280	2,933,180		

### Annex C

Tanzania	4,666	9,097		5,928		9,382	9,134		
Trinidad and Tobago		1,000							
Tunisia	807	741	741	658	714	633		602	
Turkey									
Uganda		3,011							
United Kingdom	1,436,782	1,600,000	1,580,000						
United States of America	991,900	2,000,000	2,050,000	2,000,000	1,900,000	700,000	700,000	600,000	766,838
Venezuela	20,000								
Zambia	20,000								
Zimbabwe				10,000					30,225
<b>Total</b>	<b>19,739,404</b>	<b>20,063,048</b>	<b>16,654,707</b>	<b>17,404,924</b>	<b>10,949,737</b>	<b>8,446,069</b>	<b>7,554,756</b>	<b>2,504,024</b>	<b>2,329,523</b>

Adjustment (Deferred income recognised in 2013)

471,912

**Recognised Income for 2014 (IPSAS Adoption)**

**7,082,844**

## Annex D

**Status of the Foundation Special Purpose (Earmarked) and Technical Cooperation contributions from Central and Local Government**  
 >> As at 31 December 2016 <<

[In United States Dollars]

Country	Source of Fund	REVENUE - CASH BASIS				REVENUE - IPSAS BASIS				
		2010	2011	2012	2013	2014	2015	2016		
		Total	Total	Total	Total	Total	Total	Foundation	Tech. Coop	Total
Afghanistan	Government	1,378,129	67,800	4,031,164	3,179,550	489,939	-			-
Algeria	Government		10,000	10,000	10,000	9,970	-			-
Angola	Government					683,000	-			-
Argentina	Ministerio Del Interior Obras Publicas Y Vivienda								595,000	595,000
Australia	Government	8,655,700	5,615,454	1,518,900	4,468,591	329,875	354,359		342,727	342,727
Austria	Government	-	-	-	-	-	-			-
	City of Vienna	-	-	-	-	-	-			-
Bahrain	Government	500,000	-	1,000,000	20,000	-	-			-
Belgium	Government	-	-	-	-	259,741	-			-
	Government	2,900,000	-	291,496	-	-	14,258		71,950	71,950
Brazil	MCidades					-	-			-
	Codec Companhia								300,000	300,000
	Prefeitura da Cidade do Rio de Janeiro (PCRJ)	324,899	2,443,909	2,792,884	2,061,253	2,508,115	249,370	64,673	369,165	433,838
Burkina Faso	Government	18,931	30,761	47,920	20,363	-	-			-
Cameroon	Government		10,166	103,482	15,445	77,781	50,000	598,086	404,901	1,002,987
Canada	Government	10,267,649	1,960,883	396,456	-	-	-			-
Cape Verde	Government				36,061	-	-			-
China	Government	193,529	228,596	229,340	231,314	690,528	625,000	500,000		500,000
	Kunshan Municipality			256,000	-	-	-			-
	Municipality of Huangshan							150,000		150,000
	Commission, China					375,000	-			-
	Government	277,473	-	-	-	-	-			-
	Alcaldia Mayor de Tunja					77,991	-			-
	Alcaldia Mayor de Bogota D.C					192,281	120,950			-
	Area Metropolitana Del Valle De Aburra (AMVA)				167,277	197,492	-			-
	APC - Colombia				141,811	-	-			-
	ISVIMED				324,269	1,280,000	-			-
	ICBF				147,967	-	-			-
	Municipality of Medellin				2,000,000	-	-			-
	Municipio Manizales					12,547	-			-
	Secretaria Distrital De Desarrollo Economico (S.O.D.E)			1,000,000	93,310	67,452	208,000			-
	Secretaria Distrital De Ambiente de Bogota (SDA)					4,343	-			-
	Secretaria Distrital De Planeacion (SDP - Bogota)						250,489			-
	Secretaria De Educacion Distrital (Bogota)						77,610			-
	Secretaria Distrital Gobierno De Bogota						377,007			-
	Departamento Nacional De Planeacion (DNP)				149,660	-	-			-
	ANSPE					49,635	-			-
	Area Metropolitana De Bucaramanga (AMB)					-	190,000		320,000	320,000
	Empresa Acueducto Alcantarillado Aseo Colombia						247,866			-
	Municipio De Santiago De Cali						116,414			-
	El Instituto Distrital Para Proteccion Idipron						34,904			-
	Alcaldia Santa Marta						-		97,784	97,784
	Alcaldia Florencia Caqueta						-		129,702	129,702
	Camara De Comercio						-		64,802	64,802
	Alcaldia de Neiva						-		110,795	110,795
	Ministerio De Ambiente y Desarrollo						188,616		188,647	188,647
Comoros	Government			9,973	-	-	-			-
Cyprus	Government	-	-	-	-	-	-			-
Czech	Government							1,000,000		1,000,000
Democratic Rep. of Congo	Government		10,000	260,000	-	-	-			-
Denmark	Government			805,581	-	189,844	-			-
Djibouti	Government						120,000			-
Ecuador	Government						-	6,050,218		6,050,218
	Cuenca						412,440			-
Egypt	Government	1,087,521	2,261,640	1,991,433	799,295	1,400,000	-		1,000,000	1,000,000
	New Urban Communities Authority								800,000	800,000
	Government					250,000	-			-
	Bahir Dar City Administration								490,060	490,060
Ethiopia	Ministry Of Urban Dev Construction								276,100	276,100
European Union	Government	13,564,467	10,802,853	26,580,946	26,119,722	31,947,925	15,796,409	1,436,915	14,337,048	15,773,962
Finland	Government	66,740	119,010	164,560	-	-	-	33,296		33,296

## Annex D

						273,93							
France	Government	410,237	1,020,094	966,521	674,434	411,516	550,058						-
	Agence Francaise De Developpement			219,818	238,508	-	-						-
Gabon	Government			9,943	-	-	-						-
Gambia	Government			10,000	-	-	-						-
Germany	Government	138,082	533,619	423,310	972,978	2,527,730	737,572	552,168					552,168
	(GIZ)				618,444	-	-						-
	City of Munich	28,127	-	-	-	-	-						-
Ghana	Government			9,950	10,000	250,000	500,000						-
Iraq	Government			-	-	1,273,537	-						-
India	Government			716,290	1,993,176	624,824	-				81,561		81,561
Indonesia	Government					337,593	306,614	316,953					316,953
Iran	Government	491,006	-	1,000,000	-	-	500,000				2,000,000		2,000,000
Iraq	Government			399,575	442,332	-	-						-
Ireland	Government	245,000	-	-	-	-	-						-
	Government	547,961	1,304,393	2,606,000	139,545	-	707,533				2,748,597		2,748,597
Italy	Comune di Caserta					882,724	-						-
	Government	31,193,046	77,195,911	10,816,295	35,547,418	7,991,337	47,037,555	1,265,380			15,000,000		16,265,380
Japan	JICA			883,503	11,126,069	-	5,261,841				5,589,833		5,589,833
Jordan	Government	-	63,910	63,910	63,910	-	-				139,876		139,876
	Government	-	159,935	17,442	353,812	16,788	400,000				600,000		600,000
Kenya	Mandera County Government							240,000					240,000
Kuwait	Government	2,074,522	358,018	-	350,631	1,414,179	-						-
Libyan Arab Jamahiriya	Government	-	1,653,903	-	622,581	-	3,976,000						-
Luxembourg	Government	-	-	-	-	-	-						-
LAO	Government					140,000	-						-
Madagascar	Government				29,975	-	-						-
	Government		19,572	9,776	9,876	-	-						-
Mali	Government	160,552	80,657	152,942	192,769	9,924	500,000	500,000					500,000
	Corregidora Municipality				50,000	-	-						-
	Social				54,475	22,727	-						-
	Ciudades S.A. de C.V					-	260,705						-
	Guadalaja Municipality				360,000	-	-						-
	Gobierno del Estado de Hidalgo					-	262,812						-
	INFONAVIT						800,000	160,000					160,000
	JALISCO					-	-						-
	Municipio Gov. of Zapopan			188,078	240,000	-	-				600,000		600,000
	Municipio De Tlanepantla				77,580	40,816	-						-
	Municipio De Acapulco					135,227	-						-
	Camara De Senadores						-				19,157		19,157
	Municipio De Queretaro Mexico						-				500,000		500,000
	Municipio De Merida Del Estado						-				120,000		120,000
	SEDATU						1,000,000						-
Morocco	Government	78,248	150,275	461,577	-	334,705	-						-
Mozambique	Programa De Desenvolvimento Municipal										120,681		120,681
Namibia	Government			10,000	-	-	-						-
Netherlands	Government	-	1,700,000	1,143,560	-	-	6,756,756						-
New Zealand	Government	250,000	-	-	-	-	-						-
Niger	Government			19,942	-	4,370,000	-						-
	Government	120,734	213,384	977,438	924,510	-	-	250,000					250,000
Nigeria	Kogi State Government					1,300,000	-						-
	Ondo State Government				600,000	-	-						-
Norway	Government	8,429,942	10,451,457	11,092,035	10,217,293	6,617,597	4,886,165	2,931,520	3,288,628				6,220,148
Pakistan	Government												-
	Development,Pakistan (DFATD)					59,457	-						-
Philippines	Government	-	-	-	-	-	-						-
Poland	Government	-	-	-	-	-	-						-
Republic of Korea	Government	600,000	2,972,163	300,000	300,000	537,856	-	178,603	2,000,000				2,178,603
	Province of Gangwon, Korea	212,330	-	-	-	130,000	-						-
Russian Federation	Government	390,000	390,000	390,000	390,000	-	-	2,000,000					2,000,000
Rwanda	Government		10,000	-	-	-	199,763						-
Saudi Arabia	Government	2,520,000	1,895,954	2,877,606	-	25,477,046	-						-
Slovak	Government						16,393						-
Slovenia	Government	13,459	-	-	-	-	-						-
	Government	-	10,000	10,000	-	-	-	500,000					500,000
South Africa	City Johannesburg Metropolitan Council						126,800						-
	Government	12,848,323	11,416,031	1,835,932	4,460,197	1,055,617	625,930	501,672					501,672
	Barcelona City Council	-	-	-	-	669,343	768,376	258,138					258,138
	City Council of Madrid							554,939					554,939
Spain	Barcelona Provincial Government			132,070	1,423,987	-	-						-

Annex D

	Ministerio de Fomento								122,631	122,631	
	AACID (Andalusian)						327,869		990,256	990,256	
Sri Lanka	Government			39,975	-		-			-	
Sudan	Government				9,899		-			-	
Sweden	Government	3,124,342	5,409,804	7,454,885	9,128,926		-	784,403	16,414,830	18,086,600	
Switzerland	Government	-	-	-	831,578		3,362,727	10,502,182		50,917	
	State Secretariat for Economic Affairs (SECO)							-	150,000	150,000	
Tanzania	Government			18,836	9,382		9,134	-		-	
Tchad	Government				39,952		-	-		-	
Togo	Government		9,970	-	-		9,970	-		-	
Trinidad y Tobago	Government	-	-	-	-		-	-		-	
Thailand	Government						32,500	-		-	
Turkey	Government	100,000	-	-	-		-	-		-	
Uganda	Government		10,000	-	-		-	-		-	
UAE	Government							-		-	
	Abu Dhabi Water and Electricity Authority (ADWEA)	1,514,125	1,999,950	-	-			-		-	
	Dubai Municipality	-	-	44,977	-		61,359	-		-	
United Kingdom	Government	11,500,100	5,329,136	3,001,747	16,040		1,417,275	1,356,047	8,322,500	8,322,500	
United States of America	Government	16,005,168	13,719,326	18,734,264	12,020,820		4,649,461	4,766,828	53,754,187	53,754,187	
Zambia	Government		19,980	-	-		-	-	301,400	301,400	
Zimbabwe	Government		9,975	9,975	-		-	-		-	
	<i>Other Transfer Adjustments</i>						<i>(2,375,457)</i>				
<b>Sub-total: 1</b>		<b>132,230,343</b>	<b>161,668,490</b>	<b>108,538,305</b>	<b>134,526,984</b>		<b>104,890,970</b>	<b>113,351,893</b>	<b>36,457,392</b>	<b>118,070,674</b>	<b>154,528,066</b>
<b>Sub-total 2: Other Donors (Details in Annex G)</b>		<b>33,367,541</b>	<b>37,138,062</b>	<b>27,129,363</b>	<b>36,143,340</b>		<b>64,698,186</b>	<b>40,881,482</b>	<b>17,886,361</b>	<b>37,694,385</b>	<b>55,580,747</b>
<b>Total</b>		<b>165,597,884</b>	<b>198,806,551</b>	<b>135,667,668</b>	<b>170,670,324</b>		<b>169,589,156</b>	<b>154,233,375</b>	<b>54,343,753</b>	<b>155,765,059</b>	<b>210,108,812</b>

## Annex E

## Status of the Foundation Special Purpose (Earmarked) and Technical Cooperation contributions from Other Donors

&gt;&gt; As at 31 December 2016 &lt;&lt;

[In United States Dollars]

Donor	REVENUE - CASH BASIS				REVENUE - IPSAS BASIS				
	2010	2011	2012	2013	2014	2015	2016		
	Total	Total	Total	Total	Total	Total	Foundation	Tech. Coop	Total
ACA Riegelsberger, Germany	-	-	-	-	-	-			-
ACCD (Catal Coop Dev. Agency)		134,810	-	-	-	-			-
African Development Bank			848,889	848,879	359,300	150,000			-
African Union	-	-	-	-	-	-			-
Al Fayhaa Union of Municipalities	12,300	28,680	-	-	-	-			-
American University of Beirut (AUB)	9,973	-	-	-	-	-			-
Arab Authority for Agricultural Investment and Development (AAAID)	242,645	-	-	-	-	-			-
Armenia National Committee of Canada	-	-	-	-	-	-			-
Arcadis			95,176	67,700	56,117	60,000	59,970		59,970
Asian Development Bank (ADB)	2,642,573	200,000	274,765	20,025	1,189,860	-		2,030,344	2,030,344
At-Verband			59,288	-	3,237,387	-			-
Action Aid			379,112	-	278,859	218,363		359,463	359,463
Asian Habitat Society					50,000	-			-
ADELPHI RESEARCH GMBH						510,313			-
AXA Group Management Services							340,412		340,412
Adaptation Fund Board								4,500,000	4,500,000
BASF AG	249,320	562,253	565,364	636,005	74,768	-			-
Beijing Elite Foundation for Housing Technology	-	-	-	-	-	-			-
Bentley University Conc.	-	-	-	-	-	-			-
Bill & Melinda Gates Foundation		73,000	50,645	109,668	-	-			-
Booyoung		300,000	300,000	300,000	-	-			-
Bureau of Shanghai World Expo	729,133	1,093,923	-	-	-	-			-
BDO Foundation INC								288,234	288,234
Block by Block							12,000,000		12,000,000
Campania Festival Foundation			313,500	977,225	-	-			-
Cadbury Kenya Ltd.	10,000	-	-	-	-	-			-
CARE International UK		30,943	-	-	-	-			-
Coca Cola Atlanta	60,000	-	750,000	750,000	-	200,000			-
Coca Cola Far East Ltd	50,000	-	50,000	-	-	-			-
Coca Cola India	-	99,950	199,945	-	100,000	-			-
Coca Cola Nepal	-	-	-	-	-	-			-
Coca Cola Southeast Asia Inc.	69,975	199,950	-	199,950	-	200,000			-
Common Commodities Fund (CCF)	-	-	-	-	-	-			-
Construction Bureau of Jiangyin City		107,138	-	-	-	-			-
Consumers Union of Tajikistan	-	-	-	-	-	-			-
Corporacion Adhina de Fomento (CAF)		100,000	177,490	75,857	204,143	-		15,000	15,000
Corporacion Volver a la Gente		101,565	-	-	-	-			-
COSUDE			371,774	577,015	-	-			-
Council of Europe Development Bank	-	-	-	-	-	-			-
China Environmental Protection Foundation (CEPF)				56,135	-	-			-
Construction Bureau of Jiangyin City				13,841	-	-			-
Cajame				25,000	-	-			-
Chalmers University of Technology				-	26,000	-			-
Cellent AG				-	-	-			-
CEPA				336,340	-	-			-
Cordaid				-	33,000	-			-
Community Chest of Korea (CCK)				-	457,038	-			-
CODEC Companhia DE Desenvolvimento				-	-	-		300,000	300,000
Deutsche Gesellschaft fur Technische Zusammenarbeit (GTZ)	-	-	-	-	-	-			-
Doppelmayr Cacle Car GMBH				-			148,620		148,620
Drosos Foundation				-				1,429,608	1,429,608
Educational Development Center (EDC)	-	-	-	-	-	-			-
European Association of Development Research and Training Institutes (EADI)			-	-	-	-			-
Creative Industries				-		109,890			-
European Investment Bank	39,594	-	-	25,837	1,776,744	-			-
Ecopetrol S.A.			660,880	-	-	-			-
Electricite de France (EDF)				59,974	-	-			-
Ericsson				-	249,658	-	9,348		9,348
Empresa De Energia De Bogota				-		195,695			-
Engie				-		-	35,000		35,000
FAO				49,800	-	73,920			-

## Annex E

Ford Foundation	-	-	97,460	105,000	-	-	100,000	100,000
FSADU	-	58,364	134,544	59,200	-	-	-	-
Fukuoka Habitat Institute	-	60,000	-	50,000	-	109,000	31,000	31,000
Fukuoka International Exchange Foundation	639,821	625,544	205,227	860,227	2,415,000	-	-	-
Fundacao Euclides Da Cunha	87,079	63,017	73,644	144,099	4,819	-	-	-
Fundacao Vale	107,000	-	-	-	-	-	-	-
Fundacao Sousandre De Apoio	-	-	-	-	-	-	-	-
Fiduoccidente	-	-	-	45,388	291,307	-	-	-
Fundacion Avina	-	-	-	-	10,000	-	-	-
Federal University of Technology	-	-	-	-	75,000	-	-	-
Fondazione Politecnico Di Milano	-	-	-	-	-	16,411	-	-
GDF Suez	-	-	30,000	-	-	-	-	-
Global Environment and Technology Foundation	-	21,924	192,921	-	-	-	-	-
Global Green Growth Institute	-	-	126,500	126,500	-	-	-	-
Google Inc.	300,000	-	-	-	-	-	-	-
Gulf Cooperation Council (GCC)	-	-	-	29,907	-	-	-	-
Grand Korean Leisure Company (GKL)	-	-	-	-	-	-	-	-
Hameen University	-	-	-	-	-	-	-	-
Hanhyo Life	-	-	-	-	100,000	-	-	-
Hyundai Motor Company	-	395,579	-	-	-	-	-	-
Humble Bundle	-	-	-	-	-	70,775	-	-
Hivos People Unlimited	-	-	-	-	-	-	240,430	240,430
IBRD/World Bank	4,753,300	1,466,389	656,392	1,267,759	-	49,723	-	-
IFAD	-	-	161,840	650,910	1,480,000	-	-	-
Integrated Financial Engineering (IFE Group)	-	-	-	-	-	-	-	-
International Finance Corporation (IFC)	-	-	-	-	-	-	-	-
IFRC Red Cross	16,822	82,599	-	-	2,000,188	-	-	-
International Organization for Migration (IOM)	-	-	42,980	26,510	21,208	500,845	-	-
IPADE (Instituto de Promocion y Apoyo al Desarrollo)	-	-	-	-	-	-	-	-
IPSC	-	91,853	-	-	-	-	-	-
International Ecological Safety Cooperative Organisation (IESCO)	-	-	-	499,900	-	-	-	-
International Mayors Communication Centre (IMCC)	-	-	-	-	179,975	-	-	-
International Centre Migration Policy Development	-	-	-	-	-	814,540	-	-
International City Leaders	-	-	-	-	-	-	700,000	700,000
International Institute for Environment (IIED)	-	-	-	-	-	-	42,129	42,129
Japan HABITAT Association	30,000	-	-	-	-	-	-	-
Japan Platform	-	-	-	-	-	-	-	-
Japan Water Forum	-	18,800	-	-	-	-	-	-
Katahira and Engineers International	38,384	-	-	-	-	-	-	-
Knorr-Bremse	-	-	-	-	-	-	-	-
Kings College	-	-	-	-	-	-	60,827	60,827
Kreditanstalt Fur Wiederaufbau (KfW)	-	-	-	-	-	-	319,728	319,728
Lafarge, France	-	-	29,968	-	-	-	-	-
Lane Xang Minerals	-	-	-	-	-	-	-	-
Lanxess Deutschland GmbH	-	2,775	-	-	-	-	-	-
LIFT/JUNOPS	982,810	109,202	-	-	-	-	-	-
Madina Munawara	-	-	-	-	-	-	-	-
Love in Lights	-	-	-	-	-	62,083	-	-
Mojang AB	-	-	100,000	891,210	653,805	2,429,087	100,000	100,000
Municipality of Dakar	-	-	-	-	-	-	-	-
Municipality of Hani I Elezit	26,128	-	-	-	-	-	-	-
Municipality of Malanga - Spain	-	-	-	-	-	-	-	-
Malteser International	-	-	-	-	322,331	-	-	-
Mongol Diving LLC	-	-	-	-	-	-	-	-
Narotam Sekhsaria Foundation (NSF)	-	-	-	50,022	-	-	-	-
Norwegian People's Aid	-	-	-	-	-	-	-	-
Netherlands Organisation for Scientific Research	-	-	-	-	-	-	22,676	22,676
Organization of the Islamic Conference (OIC)	75,000	-	-	74,950	-	-	-	-
Organizzazione Overseas	-	-	-	-	-	-	-	-
OPEC fund for International Development	-	-	-	-	-	-	-	-
Office of the Special Envoy of the SG (OESG)	-	-	-	-	-	91,310	-	-
Organisation International De la	-	-	-	-	-	-	35,000	35,000
People of Japan	8,773	10,393	9,854	4,080	2,813	443	-	-
Plan International	-	-	-	23,710	-	990,499	-	-
Pony Chang Foundation	-	-	-	-	-	-	-	-
Rafik Hariri Foundation	-	-	328,183	-	-	-	-	-
Rockefeller Foundation	-	-	-	-	-	-	-	-
Rotary International	-	-	-	-	-	-	-	-
ROCKEFELLER PHILANTHROPY ADVISORS	-	-	-	-	-	575,000	-	-



## Annex E

Swedish Agency for Economic and Regional Growth (Tillväxtverket)		36,710	-	-	-	-	-	-	-
Sagittarius Mining Inc.	-	-	-	-	-	-	-	-	-
Seville City Council, Spain.	-	-	-	-	-	-	-	-	-
Siemens AG		98,260	129,434	-	-	-	-	-	-
Siemens PLC					30,000	-	35,000	-	-
Soroptimist International of Kagoshima	-	-	-	-	-	-	-	-	-
Soroptimist International of the Americas Japan Minami Region	-	-	-	-	-	-	-	-	-
Space Imaging	-	-	-	-	-	-	-	-	-
Stability Pact for Europe	-	-	-	-	-	-	-	-	-
Starbucks	-	-	-	-	-	-	-	-	-
Swedish National Police Board	-	-	-	-	-	-	-	-	-
Search For Common Good (SFCG)			45,975	60,000	-	15,575	-	-	-
SAERG			25,534	-	-	-	-	-	-
Somaliland Development Fund (SDF)							8,608,000	-	-
The Salvation Army - Sri Lanka	555,736	185,229	-	-	-	-	-	-	-
UAE Red Crescent	-	-	-	-	-	-	-	-	-
UNA Consortium	-	-	-	-	-	-	-	-	-
Tellus Institute							25,000	80,000	80,000
UNAIDS/UNDP Joint Programme	68,600	-	-	48,600	-	-	-	-	-
UN Development Assistance Plan (UNDAP)		153,712	438,384	983,683	-	-	-	-	-
UNDG Haiti Reconstruction Fund		12,780,640	-	-	-	-	-	-	-
UNDG, Iraq Trust Fund, BRSP	3,619,882	499,406	-	-	-	-	-	-	-
UNDP (incl. one UN fund)	6,717,734	8,093,260	9,883,871	10,714,828	29,503,584	10,048,251	246,100	18,024,920	18,271,020
UNECA	-	-	-	272,000	-	-	-	-	-
UNECE						69,000	-	-	-
UNEP	180,000	730,000	130,000	1,876,234	-	500,000	184,990	-	184,990
UNESCAP	-	-	-	-	240,000	28,598	-	-	-
UNESCO		137,715	10,700	-	-	-	-	-	-
UNESCWA	-	-	-	-	-	-	-	-	-
UNFPA	-	1,142,795	1,488,991	409,039	1,305,100	-	-	-	-
UNHCR	2,954,684	892,296	1,066,628	4,939,184	3,534,314	749,487	60,801	195,050	255,851
UNICEF	637,931	1,214,483	295,310	655,389	3,858,758	6,340,906	-	525,370	525,370
UNMISS			396,755	475,200	-	-	-	-	-
UNWomen					30,000	-	-	-	-
UNCDF						107,000	-	-	-
UNSCO						40,000	-	-	-
UNSOS						-	198,993	-	198,993
UNMEER						126,723	-	-	-
UNISDR (UN International Strategy for Disaster Reduction)	58,315	100,000	85,000	70,000	-	-	-	-	-
United Nations Trust Fund for Human Security (UNTFHS)		514,263	-	-	-	-	-	223,095	223,095
United Nations Federal Credit Union	6,100	-	-	-	-	-	-	-	-
United Nations Fund for International Partnership (UNFIP)		97,500	-	-	-	-	-	-	-
United Nations General Trust Fund	6,396,832	2,957,917	1,351,134	1,955,432	1,508,256	-	-	927,080	927,080
United Nations Institute for Training and Research (UNITAR)	-	-	-	-	-	-	-	-	-
United Nations Mission in Afghanistan	-	-	-	-	-	-	-	-	-
United Nations Office for Humanitarian Affairs	-	-	-	-	7,850,850	-	-	-	-
United Nations Office for Project Services (UNOPS)	846,688	49,500	2,800,161	3,448,208	1,341,800	5,078,437	3,057,443	5,380,000	8,437,443
United Nations Secretariat	-	-	-	-	-	-	-	-	-
United Nations Stabilization Mission in Haiti (MINUSTAH)						399,832	-	-	-
UNFCU						27,009	-	-	-
Universidad Veracruzana	-	-	-	-	-	-	-	-	-
University of Pavia (UNIPV)		54,274	51,432	-	-	-	-	-	-
University of Toronto			96,970	-	-	-	-	-	-
Ulaanbaatar City Government				36,749		699,396	-	-	-
UN-OCHA	23,979	-	1,169,778	-	-	-	-	2,746,000	2,746,000
VARA	-	-	-	-	-	-	-	-	-
Veolia Environment	52,800	-	-	-	-	35,000	35,000	-	35,000
VNG International		4,526	-	-	-	-	-	-	-
WFP	15,000	-	376,965	-	-	-	-	293,590	293,590
WHO		1,356,589	-	-	-	420,051	-	-	-
Water and Sanitation Corporation	-	-	-	-	-	-	34,527	-	34,527
World Jewish Relief	-	-	-	-	-	-	-	-	-
World Wide Fund						101,641	-	-	-
Wuhan Land Use and Spatial Planning						-	-	200,000	200,000
Wuppertal Institut Fur Klima, Umwelt, Energie GMBH				130,171		14,253	-	-	-
Y's Men International	-	-	-	-	-	-	-	-	-
Others	1,335	335	-	-	-	-	-	-	-
<b>Total</b>	<b>33,367,541</b>	<b>37,138,062</b>	<b>27,129,363</b>	<b>36,143,340</b>	<b>64,698,186</b>	<b>40,881,481.80</b>	<b>17,886,361</b>	<b>37,694,385</b>	<b>55,580,747</b>

## Annex F

### Top Ten Donors of UN-HABITAT 2010-2016 >> As at 31 December 2016 <<

Core Contributions (Regular Budget and Foundation Non-Earmarked Contributions)													
2010		2011		2012		2013		2014		2015		2016	
USD 28.3 Million		USD 29.2 Million		USD 21.7 Million		USD 20.1 Million		USD 18.7 Million		USD 15.8 Million		USD 15.9 Million	
Donor	%	Donor	%	Donor	%	Donor	%	Donor	%	Donor	%	Donor	%
1 Regular Budget	41.0	1 Regular Budget	40.5	1 Regular Budget	49.6	1 Regular Budget	57.3	1 Regular Budget	59.7	1 Regular Budget	84.3	1 Regular Budget	85.3
2 Norway	18.0	2 Norway	20.5	2 Norway	24.9	2 Norway	21.9	2 Sweden	15.6	2 Norway	3.9	2 United States of America	4.8
3 Spain	14.0	3 Spain	17.8	3 Sweden	11.0	3 Sweden	11.5	3 Norway	7.9	3 United States of America	3.8	3 Norway	3.8
4 Sweden	10.0	4 Sweden	10.4	4 United States of America	8.8	4 United States of America	3.5	4 Germany	5.2	4 Finland	3.3	4 China	2.2
5 United States of America	7.0	5 United States of America	6.9	5 Finland	2.8	5 Finland	3.0	5 United States of America	3.7	5 China	2.2	5 India	1.6
6 United Kingdom	6.0	6 Finland	2.2	6 Canada	0.7	6 China	0.5	6 Finland	3.2	6 South Africa	0.8	6 France	0.7
7 Finland	2.0	7 Japan	0.3	7 India	0.5	7 Republic of Korea	0.5	7 South Africa	1.1	7 Republic of Korea	0.6	7 Republic of Korea	0.5
8 Japan	0.4	8 Republic of Korea	0.3	8 Republic of Korea	0.4	8 Japan	0.4	8 China	0.8	8 India	0.4	8 Eritrea	0.3
9 Republic of Korea	0.3	9 India	0.3	9 South Africa	0.4	9 Kenya	0.3	9 India	0.7	9 Japan	0.2	9 Zimbabwe	0.2
10 India	0.3	10 Canada	0.3	10 Japan	0.4	10 Sri Lanka	0.1	10 Republic of Korea	0.5	10 Burkina Faso	0.2	10 Sri Lanka	0.2
Others	1.0	Others	1.0	Others	0.6	Others	1.0	Others	1.6	Others	0.3	Others	0.4

Earmarked Contributions (including UN Development Account contributions)													
2010		2011		2012		2013		2014		2015		2016	
USD 166.1 Million		USD 199.4 Million		USD 135.7 Million		USD 170.8 Million		USD 154.0 Million		USD 154.2 Million		USD 210.1 Million	
Donor	%	Donor	%	Donor	%	Donor	%	Donor	%	Donor	%	Donor	%
1 Japan	19.0	1 Japan	39.0	1 European Union	19.6	1 Japan	20.5	1 European Union	13.0	1 Japan	33.9	1 United States of America	25.6
2 United States of America	10.0	2 United States of America	7.0	2 United States of America	13.8	2 European Union	15.1	2 UNDP (incl. one UN fund)	9.4	2 European Union	10.2	2 Japan	10.4
3 European Union	8.0	3 UNDG Haiti Reconstruction	7.0	3 Norway	8.2	3 United States of America	6.9	3 Japan	9.3	3 Switzerland	6.8	3 UNDP (incl. one UN fund)	8.7
4 Spain	8.0	4 Spain	5.0	4 Japan	8.0	4 JICA	6.4	4 Saudi Arabia	8.5	4 UNDP	6.5	4 Sweden	8.6
5 United Kingdom	7.0	5 European Union	5.0	5 UNDP	7.3	5 UNDP (incl. one UN fund)	6.2	5 IFAD	5.5	5 Somalia Dev. Fund	5.6	5 European Union	7.5
6 Canada	6.0	6 Norway	5.0	6 Sweden	5.5	6 Norway	5.9	6 UN-OCHA	5.1	6 Netherlands	4.4	6 Block by Block	5.7
7 Australia	5.0	7 Australia	3.0	7 United Kingdom	2.2	7 Sweden	5.3	7 Afghanistan	4.8	7 UNICEF	4.1	7 UNOPS	4.0
8 Norway	5.0	8 Sweden	3.0	8 Saudi Arabia	2.1	8 UNHCR	2.9	8 Sweden	4.0	8 UNOPS	3.3	8 United Kingdom	4.0
9 UN General Trust Fund	4.0	9 United Kingdom	3.0	9 UNOPS	2.1	9 Australia	2.6	9 Afghanistan	4.0	9 Norway	3.2	9 Norway	3.0
10 IBRD	3.0	10 Republic of Korea	1.0	10 PCRJ	2.1	10 Spain	2.6	10 United States of America	3.7	10 United States of America	3.1	10 Ecuador	2.9
Others	25.0	Others	22.0	Others	29.2	Others	25.6	Others	33.1	Others	18.9	Others	19.6

Total Contributions													
2010		2011		2012		2013		2014		2015		2016	
USD 194.5 Million		USD 228.6 Million		USD 157.4 Million		USD 190.9 Million		USD 172.7 Million		USD 170.0 Million		USD 226.0 Million	
Donor	%	Donor	%	Donor	%	Donor	%	Donor	%	Donor	%	Donor	%
1 Japan	16.0	1 Japan	34.0	1 European Union	16.9	1 Japan	18.4	1 European Union	11.2	1 Japan	30.8	1 United States of America	24.1
2 United States of America	9.0	2 Spain	7.0	2 United States of America	13.1	2 European Union	13.5	2 UNDP (incl. one UN fund)	8.4	2 European Union	9.3	2 Japan	9.7
3 Spain	9.0	3 Norway	7.0	3 Norway	10.5	3 Norway	7.6	3 Japan	8.3	3 Regular Budget	7.8	3 UNDP (incl. one UN fund)	8.1
4 European Union	7.0	4 United States of America	7.0	4 Japan	6.9	4 United States of America	6.6	4 Saudi Arabia	7.6	4 Switzerland	6.2	4 Sweden	8.0
5 Norway	7.0	5 UNDG Haiti Reconstruction	6.0	5 Regular Budget	6.8	5 Regular Budget	5.9	5 Regular Budget	6.5	5 UNDP	5.9	5 European Union	7.0
6 United Kingdom	7.0	6 Regular Budget	6.0	6 UNDP	6.3	6 Sweden	5.9	6 Sweden	6.0	6 Somalia Dev. Fund	5.1	6 Regular Budget	6.0
7 Regular budget	6.0	7 European Union	5.0	7 Sweden	6.3	7 JICA	5.8	7 IFAD	4.9	7 Netherlands	4.0	7 Block by Block	5.3
8 Canada	5.0	8 Sweden	4.0	8 United Kingdom	1.9	8 UNDP (incl. one UN fund)	5.5	8 UN-OCHA	4.5	8 UNICEF	3.7	8 UNOPS	3.7
9 Australia	4.0	9 Australia	2.0	9 Saudi Arabia	1.8	9 UNHCR	2.6	9 Norway	4.4	9 UNOPS	3.3	9 United Kingdom	3.7
10 UN General Trust Fund	3.0	10 United Kingdom	2.0	10 UNOPS	1.8	10 UNOPS	2.3	10 Afghanistan	4.3	10 United States of America	3.2	10 Norway	3.0
Others	27.0	Others	20.0	Others	27.7	Others	25.9	Others	33.9	Others	20.7	Others	21.4