



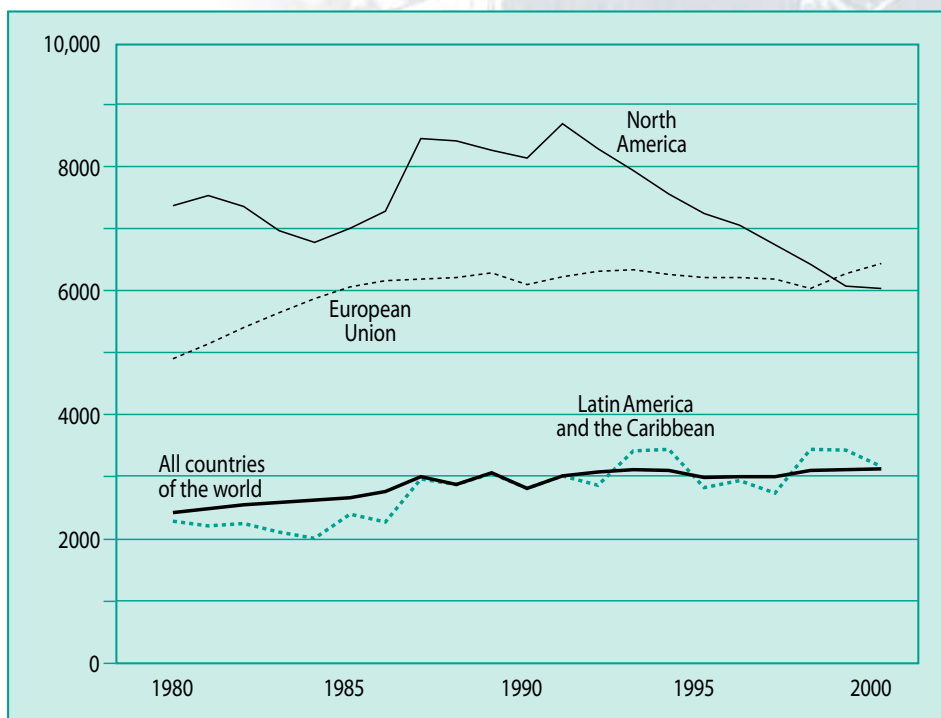
UN-HABITAT



UN-HABITAT

CRIME & VIOLENCE *boxes and graphs*

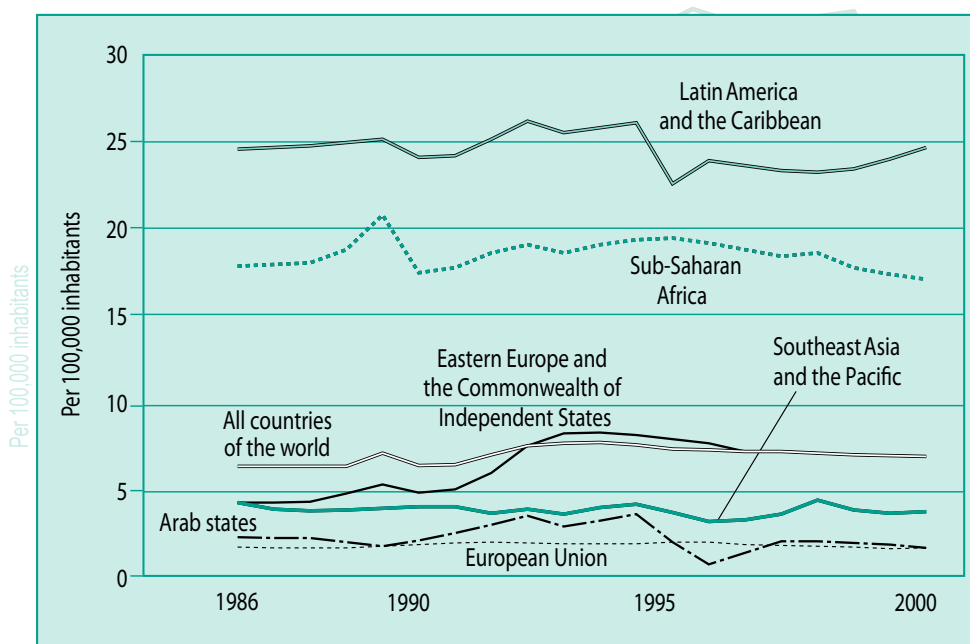
Total recorded crime trends per 100,000 individuals in selected regions of the world



Source: Shaw et al, 2003, p42

30

Rates of homicides: Selected regional trends (1986–2000)



Source: Shaw et al, 2003, p48

0

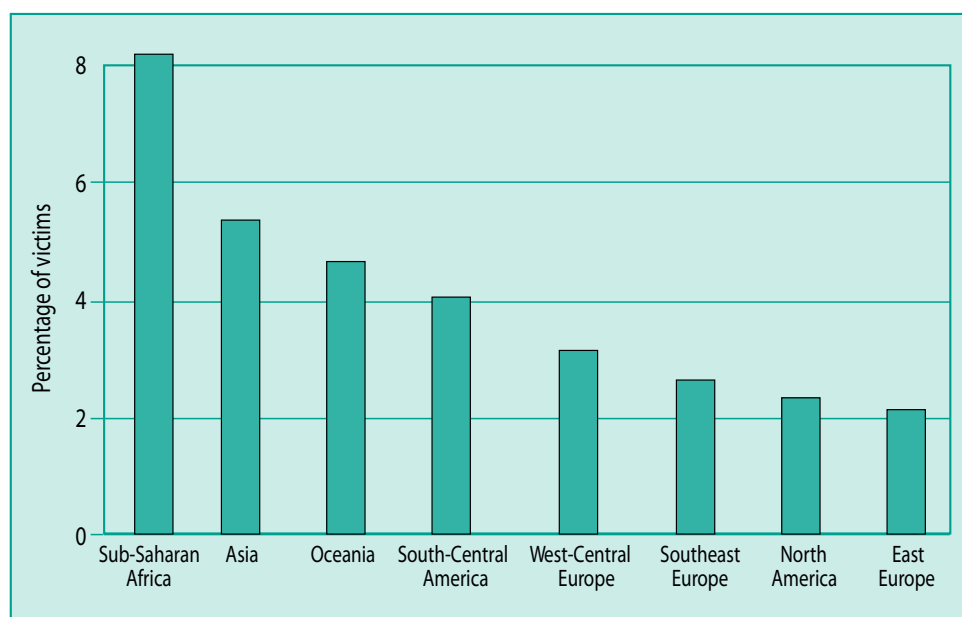
1986

1990

1995

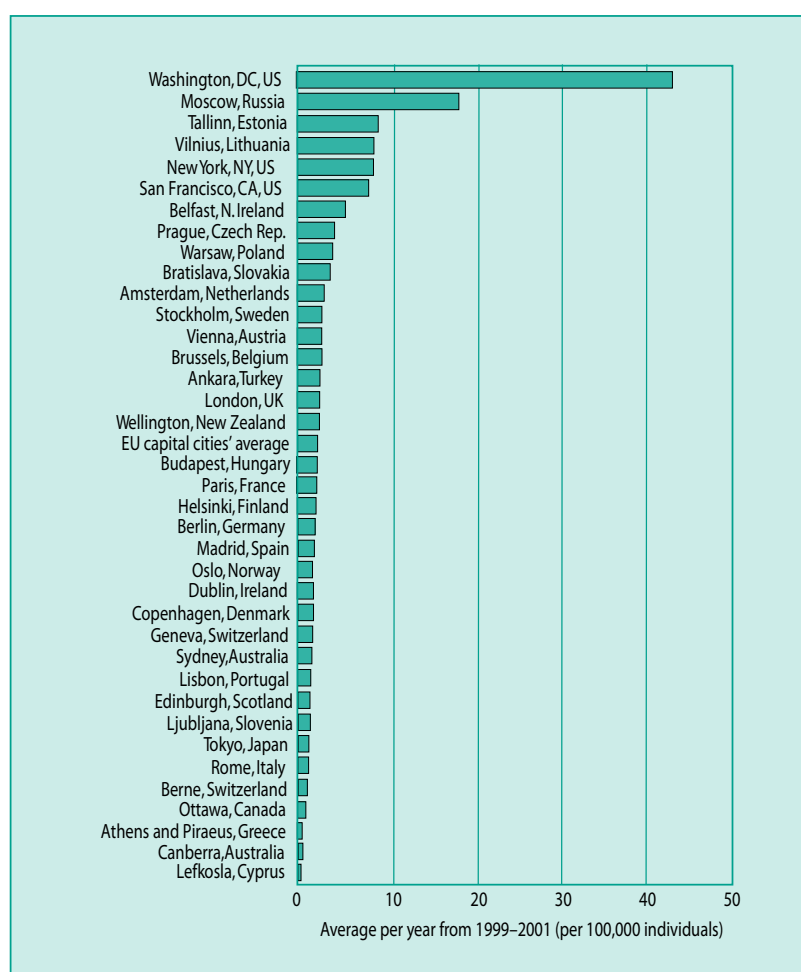
2000

Survey respondents who have suffered burglary during the previous year



Source: UNODC, 2005b, p63

Recorded homicides in selected cities



Source: adapted from Barclay et al, 2003



UN-HABITAT

GLOBAL REPORT ON HUMAN SETTLEMENTS 2007



UN-HABITAT

CRIME & VIOLENCE *boxes and graphs*

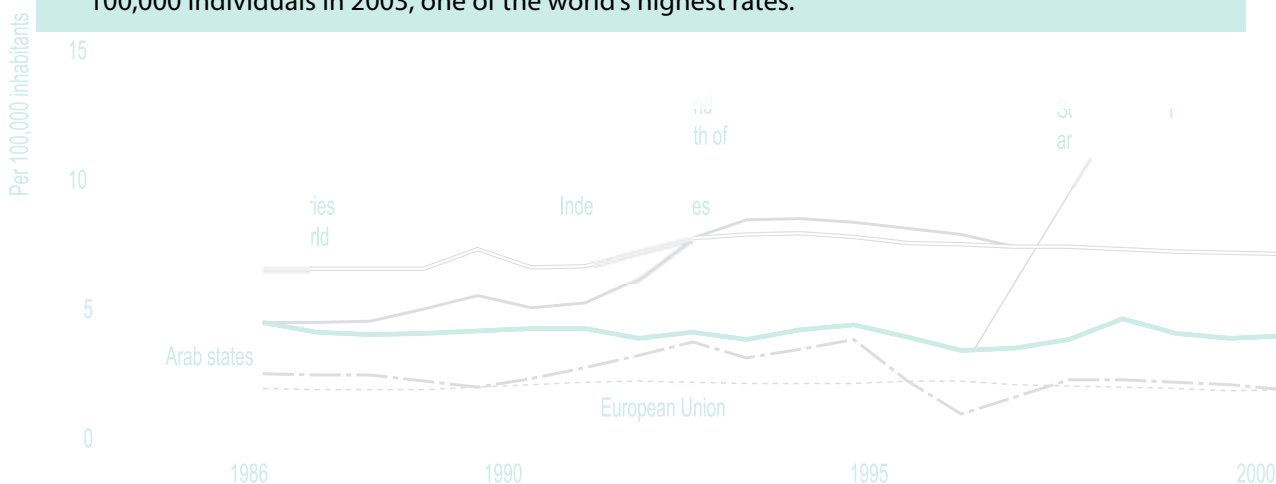
Startling data on crime and violence in Brazil (2006)

- São Paulo, Brazil, had 1 per cent of the world's homicides, but only 0.17 percent of the world's population.
- At least 25,000 homes in São Paulo had security cameras to monitor entrances and exits from their grounds,
- There were 35,000 armed cars in Brazil.
- Since the well-orchestrated attacks on police during May to June 2006, there was a 33 percent increase in armed windshields sales.
- The Brazilian security market had reached some US\$49 billion, about 10 percent of gross domestic product (GDP), of which 60 per cent were private expenditures.
- In 2006, private security companies employed 1.5 million individuals in Brazil.

Source: Esnal, 2006, p4

Rapid urban growth and crime: The example of São Paulo, Brazil

São Paulo's population exploded at an annual rate of 5 per cent from 1870 to 2000, with the city and its peripheral areas now hosting over 18 million people. The population of central São Paulo expanded by 171 per cent between 1940 and 1960, and its suburban areas grew by 364 per cent in the same period, largely due to rural in-migration. Existing civil institutions were overwhelmed by the pace and size of population growth and were incapable of dealing with demands for services in the hundreds of illegal subdivisions that sprang up, where standards of due process of law are low or non-existent and levels of retributive justice and vigilantism are high. Crime increased along with the rapid pace of urbanization, such that in 1999, the city recorded 11,455 murders, more than 17 times that of New York City's 667 murders. One of São Paulo's rapidly growing suburban municipalities, Diadema, reached a murder rate of 141 per 100,000 individuals in 2003, one of the world's highest rates.



Examples of major terrorist incidents since 1997

Date	Incident	Number of people killed	Number of people injured
17 November 1997	Gunmen attack tourists in Luxor, Egypt	62	24
7 August 1998	US embassy bombings in Dar es Salaam, Tanzania and Nairobi, Kenya	225	> 4000
18 October 1998	Blowing up of the Ocesa pipeline near Machuca in Antioquia, Colombia	84	100
11 September 2001	A series of hijacked airliner crashes into the World Trade Center in New York City and The Pentagon in Arlington, Virginia, USA	3500	
9 May 2002	Bomb explosion in Kaspiisk in Dagestan, Russia during Victory Day festivities	42	130
12 October 2002	Bombing of holidaymakers Bali, Indonesia	202	
23-27 October 2002	Moscow theatre hostage crisis, Russia	160	
27 December 2002	Truck bombing of the Chechen parliament in Grozny	83	
7 February 2003	El Nogal Club bombing in Bogotá, Colombia	36	150
12 May 2003	A truck bomb attack carried out on a government building in the Chechen town of Znamenskoye	59	
25 August 2003	South Mumbai bombings: Gateway of India and Zaveri Bazaar	48	150
6 February 2004	Bombing of Moscow Metro, Russia	41	
27 February 2004	Bombing of Superferry 14 in the Philippines	116	
11 March 2004	Coordinated bombing of commuter trains in Madrid, Spain	191	1500
24 August 2004	Terrorist attack on two domestic Russian aircraft in Moscow, Russia	90	
7 July 2005	London bombings: Bombs explode on three underground trains and on one double-decker bus	56	700
23 July 2005	Bombing of tourist sites in Sharm el-Sheikh, Egypt	88	> 100
29 October 2005	Multiple bomb blasts in markets in Delhi, India	61	200
9 November 2005	Three explosions at hotels in Amman, Jordan	60	120
11 July 2006	A series of explosions rock commuter trains in Mumbai, India	209	714

Source: http://en.wikipedia.org/wiki/List_of_terrorist_incidents