


Foundation non-earmarked – core funds (USD)

CONTRIBUTORS IN 2024

NUMBER AND CATEGORY OF MEMBER STATE CONTRIBUTORS OUT OF 193

Namibia	150,000
Tonga	150,000
India	100,000
Philippines	50,000
*Tunisia	50,000
Japan	23,533
Total	523,533

* Contribution received from Tunisia in 2024 is for 2023.

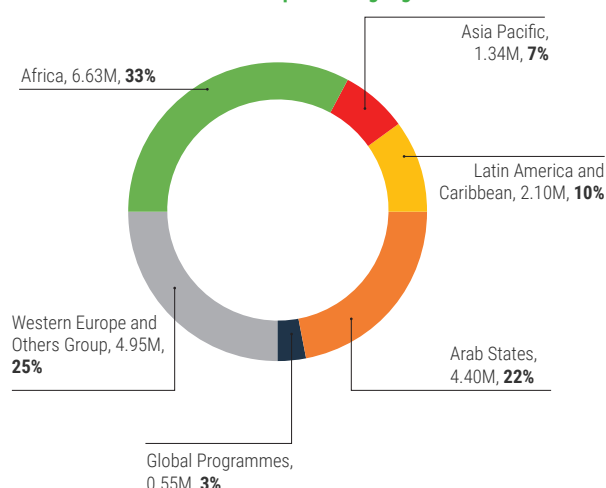


6 Contributors 0 Pledges 187 non-contributors

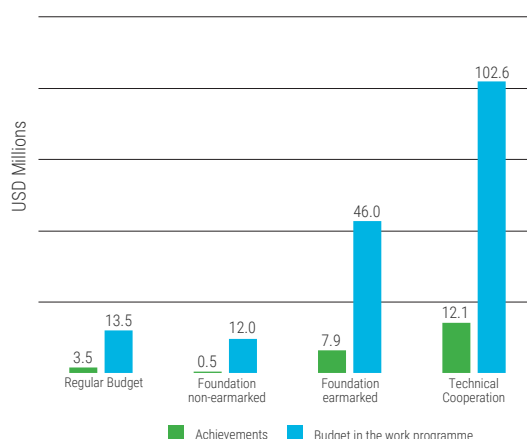
UN-Habitat is grateful for contributions received and appeals to Member States to provide **early core contributions for 2024**

Cash contributions of **USD 35.1 million** received for existing grants.

2024 earmarked income allocation by UN-Habitat implementing region



2024 work programme overview



Earmarked funds in USD**

MEMBER STATES CONTRIBUTORS IN 2024

Japan	3.10
European Commission	2.05
USAID	.99
Spain	.53
Norway	.44
United Arab Emirates	.42
Germany	.19
China	.15
India	.05
Total	7.93

** Most income agreements cover multiple years
**The amount of acquisition received in currencies other than USD may have changed as compare to the previous interim reports due to the change of the foreign exchange rate

OTHER DONORS CONTRIBUTORS IN 2024

Montreal International	4.89
UN Agencies	3.70
Municipality of Congonhas, Brazil	1.14
Municipality of Juarez of the State of Chihuahua	.65
Government of Flanders, Belgium	.51
Viable Cities/ KTH Royal Institute of Technology	.44
University Joseph Ki-Zerbo	.25
Beijing Chaoyang Environment Group	.15
The Coca Cola Foundation	.15
C40 Cities Climate Leadership Group	.07
Barcelona Metropolitan Area	.06
Arcadis Nederland BV	.04
Total	12.05

2024 income from donors by contributing region

United Nations Region	Core	Earmarked
Africa***	.20M	.25M
Asia Pacific***	.32M	3.45M
Eastern Europe	.00M	.00M
Latin America and the Caribbean	.00M	1.79M
Western Europe and Others Group***	.00M	9.15M
Arab States	.00M	.42M
Global (Including UN Agencies)	-	4.91M

***Contributions from Arab States such as, Bahrain, and Kuwait is represented under Asia Pacific.
***Contributions from Arab States such as Egypt is represented under Africa.
**The amount of acquisition received in currencies other than USD may have changed as compare to the previous interim reports due to the change of the foreign exchange rate

RECENT PUBLICATIONS

Sustainable Urbanization in Commonwealth Countries

Building Bridges: Executive Director's Report (2018-2023)

Local Action for Global Goals: An Opportunity for Enhancing Nationally Determined Contributions

Global Public Space Toolkit: From Global Principles to Local Policies and Practice

UPCOMING EVENTS



23 – 25
APRIL 2024

Tenth Session of the Africa Regional Forum on Sustainable Development
Addis Ababa, Ethiopia



9 – 10
MAY 2024

United Nations Civil Society Conference
Nairobi, Kenya



27 – 31
MAY 2024

World Summit on the Information Society (WSIS) +20
Geneva, Switzerland

Corporate Social Media

Twitter and Facebook: @UNHABITAT
Instagram: @unhabitat

Executive Director's social media:

Twitter: @MaimunahSharif
Facebook: @UNHabitatMaimunah
Instagram: maimunahsharif



UN-Habitat's Funding Status as of 31 March 2024

Grants in 2024 for Earmarked Activities

Donor / Development Partner	Donor Category	Project Title	UN-Habitat Implementation Region	Amount in USD
Africa				254,432.15
University Joseph Ki-Zerbo	Civil Society	Establishment of a Centre of Excellence on Housing in the WAEMU sub-region	Africa	254,432.15
Asia-Pacific				3,449,818.14
Beijing Chaoyang Environment Group	Private Sector	Chaoyang Environment	Asia Pacific	149,108.14
Japan	Government	Junior Professional Officer	Global	3,100,720.00
India	Government	UN-Habitat Office in India	Asia Pacific	50,000.00
China	Government		Arab States	149,990.00
Arab States				422,126.10
United Arab Emirates	Government	Accelerating SDG Achievement in Abu Dhabi	Arab States	422,126.10
Latin America and the Caribbean				1,788,425.00
Municipality of Congonhas	Local Authority	Congonhas 2030+2	Latin America	1,138,425.00
Municipality of Juarez of the State of Chihuahua	Local Authority	Economic and Territorial Development Strategy of Juarez	Latin America	650,000.00
Western European and Others Group				9,147,272.07
Government of Flanders, Belgium	Local Authority	Chimbonde (re) settlement; Building resilience through inclusive, sustainable and durable solutions to disaster induced displacement in tete	Africa	507,944.14
Germany	Government	Junior Professional Officer	Africa	183,210.36
Germany	Government	Global Water Operators' Partnerships Alliance (GWOPA)	Europe	5,258.38
Viable Cities/ KTH Royal Institute of Technology	Civil Society	Climate Smart Cities Challenge (CSCC)	Global	438,140.07
European Commission	Government	Building Refugee Settlements in Kenya	Africa	2,049,622.44
Norway	Government	Promoting Gender-Sensitive, Resilient, Affordable and Adequate Housing for Internal Displaced People in Cabo Delgado Province	Africa	444,828.38
Arcadis Nederland BV	Private Sector	World Urban Campaign 2.0 Programme	Global	39,550.00
Montreal International	Civil Society	Global Programme on Green, Resilient and Sustainable cities	Europe	4,890,068.24
Barcelona Metropolitan Area	Local Authority	MetroHUB Global Programme	Europe	58,050.38
Spain	Government	Enhancing climate change resilience through water related interventions and non-conventional nature based solutions in areas hosting displaced people in Jordan and Lebanon	Arab States	530,599.68
Global				4,910,632.15
IOM	UN Agencies	Urban and Territorial planning for durable solutions to displacement	Asia Pacific	645,210.00
USAID	Government	Cities 4 Women: Inclusive and Climate Resilient Urbanization	Asia Pacific	990,099.00
UNDP	UN Agencies	Technical advisory for quality enhancement for national urban development project and city planning labs	Global	879,168.00
IOM	UN Agencies	UN-Habitat-Global Covenant of Mayors partnership on climate change, innovation and multilevel governance	Global	451,647.00
IOM	UN Agencies	Shelter Support for IDPs Affected by the Floods	Eastern Europe	193,563.00
IOM	UN Agencies	Housing Land and Property Rights of Displacement-affected Communities	Africa	196,243.15
The Coca Cola Foundation	Civil Society	United Nations Kigoma joint programme phase II	Africa	148,515.00
UNICEF	UN Agencies	Inclusive, Safe, Resilient and Sustainable Human Settlements in the Sahel	Africa	6,500.00
UNDP	UN Agencies	Urban and Territorial planning for durable solutions to displacement	Africa	1,758,336.00
UNDP	UN Agencies	Peaceful Natural Resources Management in the Koliba- Corubal Basin	Africa	787,729.00
C40	Civil Society	Urban Climate Action - The Urban Content of the NDCs: Country Briefs and Deep-Dive Analyses	Global	70,000.00
UNDP	UN Agencies	Roadmap to Durable Solutions: Strengthening the Government of Colombia in the implementation of the Durable Solutions Strategy	Latin America	308,000.00
Grand Total				19,972,705.61