

| Agenda Item 6 - Status of and discussion on the UN-Habitat draft annual work programme and budget and Human Settlements Foundation for 2022

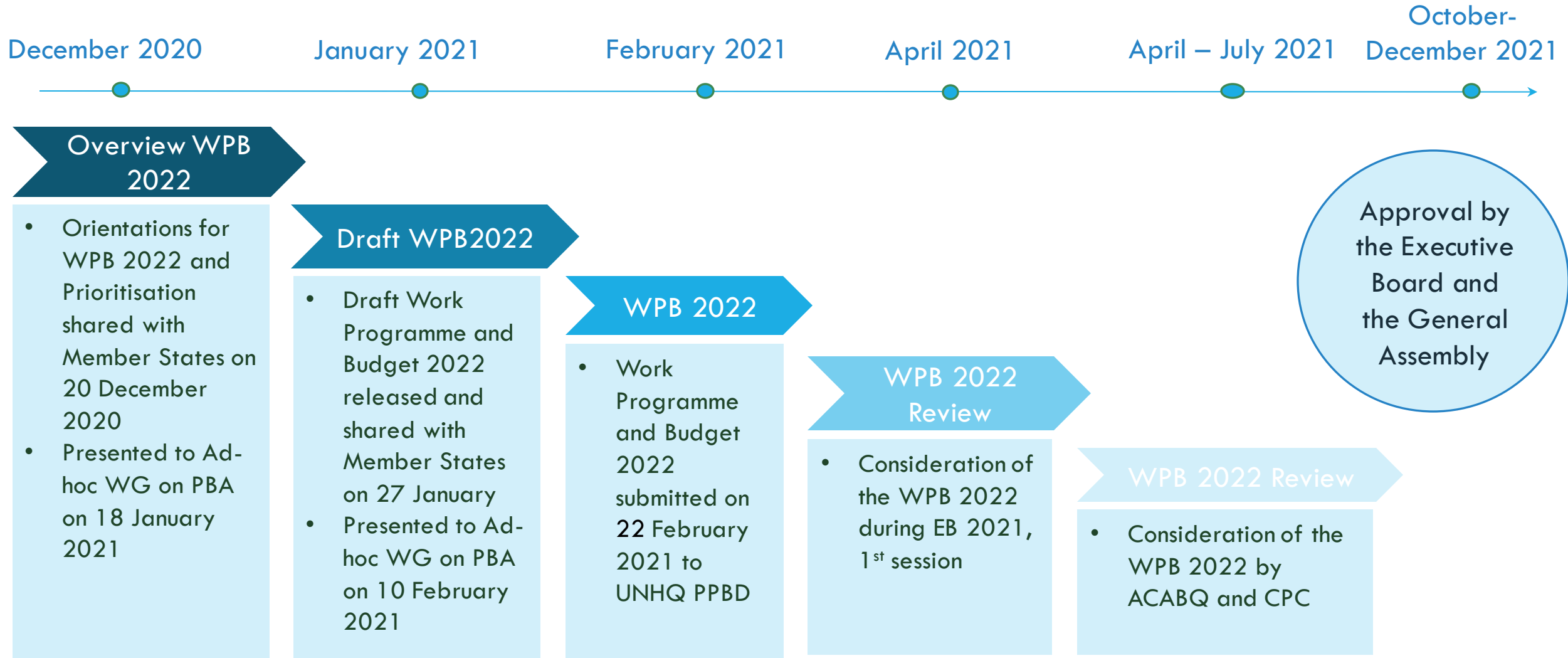
- a. Draft Annual Work Programme 2022
- b. Draft Budget and Human Settlements Foundation 2022

Supporting Documents Agenda item 6 (a), (b):

Report of the Executive Director on the draft work programme and budget for 2022: HSP/EB.2021/2



| Status of Documents



a) Draft Annual Work Programme 2022



| Overview of urban challenges in 2022

90 per cent of urban growth is taking place in less developed regions, under capacity and resource constraints

In other parts of the world, cities are experiencing negative growth and shrinking populations

Cities are hotspots for environmental and energy challenges



The urban poor suffer the worst consequences of unplanned urban growth, climate change, crises and conflicts

The COVID-19 pandemic has exacerbated systemic inequalities

The UN-Habitat response

Mobilise the transformative potential of urbanization to accelerate the implementation of the 2030 Sustainable Development Agenda and other global frameworks



NEED FOR MULTILATERAL ACTION

The **Systemic Problem** of the Current Global Economic System



Widening of Disparities

UN-Habitat Typologies of Urbanisation

- Based on the Principles of **Urban Planning**
- Integration of **Spatial** and **Economic Planning**
- Application in **both Developing & Developed Countries**





IMPLEMENTING
THE NEW
URBAN AGENDA

UN-HABITAT'S FOCUS AREAS IN 2021



**CLIMATE ADAPTATION
AND RESILIENCE**

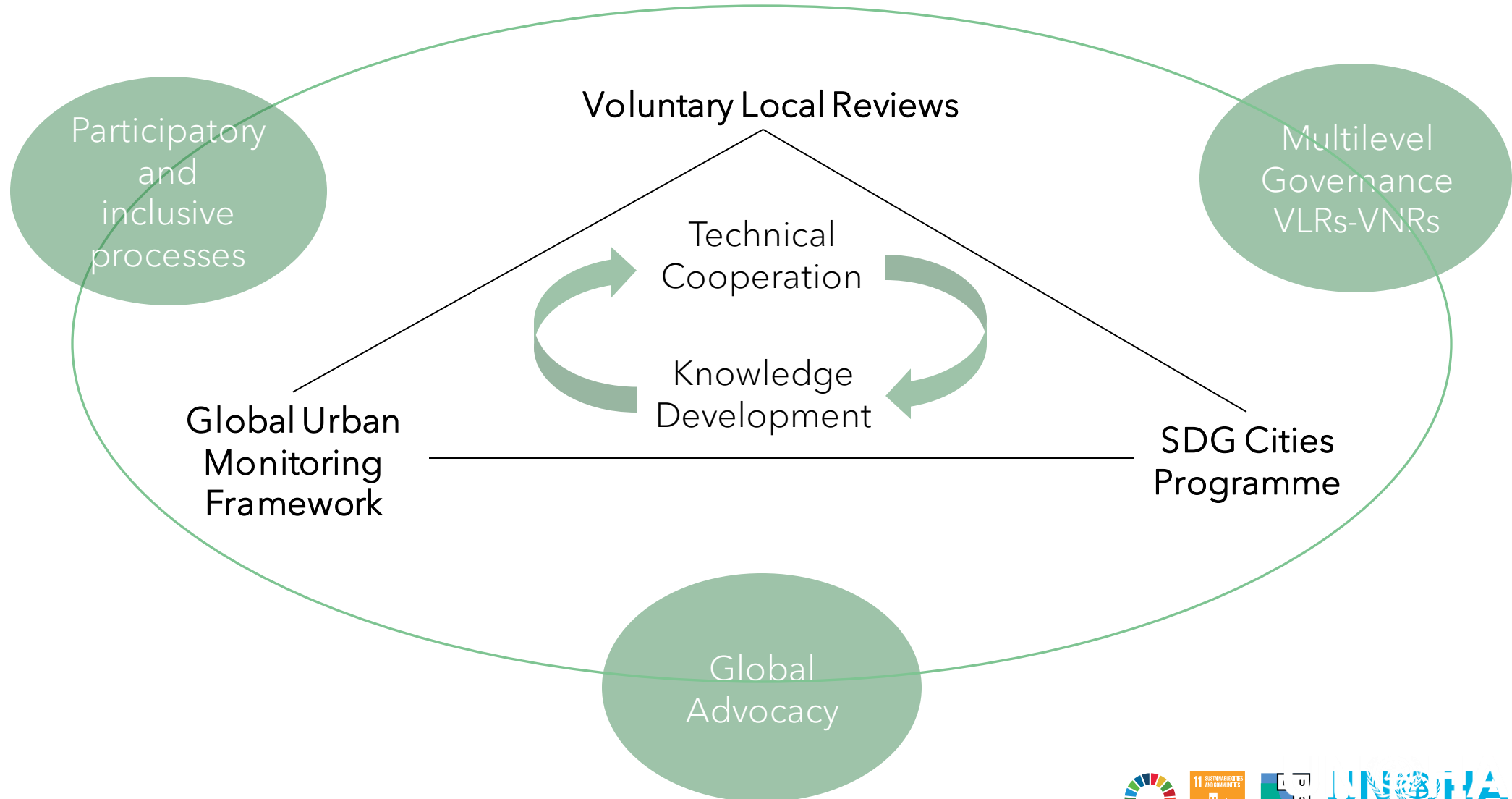


**AFFORDABLE AND
ADEQUATE HOUSING**



LOCALISATION OF SDGs

| UN-Habitat SDG Localisation in 2022



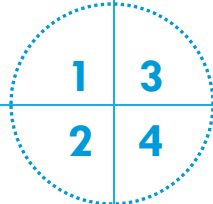


IMPLEMENTING
THE NEW
URBAN AGENDA

CITIES AND PANDEMICS REPORT 2021

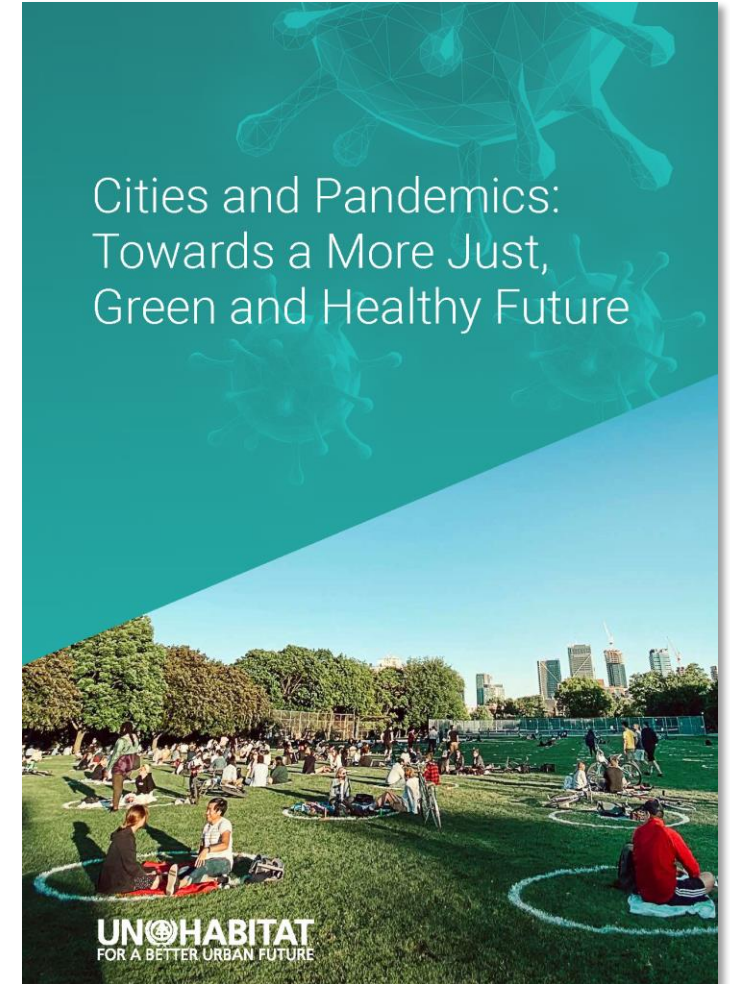
**Rethinking the form
and function of the city**

**Rebuilding a 'new normal'
urban economy**



**Addressing systemic poverty
and inequality in cities**

**Urban legislation and
governance arrangements**





Subprogramme 1

Reduced spatial inequality and poverty in communities across the urban-rural continuum

Support to Member States in:



Improving basic service access and provision



Implementing inclusive and gender-responsive land and housing policies, and improving tenure conditions



Promoting urban and territorial planning and principles of sustainable urbanization



Addressing structural inequalities exposed by the COVID-19 pandemic

Expected results:

Quality, accessibility, inclusion and safety of public spaces in urban areas are improved for all

Number of people living in adequate and affordable housing is increased and capacities of policymakers to implement sustainable land governance systems are strengthened

Dilapidated urban areas are transformed and regenerated into social and economically inclusive areas that offer improved quality of life to inhabitants





Subprogramme 2

Enhanced shared prosperity of cities and regions

Support to Member States in 2022:



Enhancing the contribution of urbanization to productivity and inclusive economic development



Participatory budgeting approaches and optimized local revenue systems



Strengthening capacity on frontier technologies and innovations



Providing a territorial framework for the socio-economic recovery from COVID-19 and environmental action

Expected results:

Territorial development is balanced and human settlements are better-connected

Local authorities enact the institutional and legal reforms necessary to generate additional financial resources

Capacity of cities to address inequalities and bridge social, spatial and digital divides is strengthened

Improving data on COVID-19 urban hotspots and ameliorating living standards of most vulnerable





Subprogramme 3

Strengthened climate action and improved urban environment

Support to Member States in:



Low-emission city development, integrated in sectoral urban strategies



Sustainable and nature-based solutions to urban climate action



Policy, legislation, planning, governance and finance



Green recovery opportunities and an integrated approach to climate and health resilience after the COVID-19 pandemic

Expected results:

Capacities to implement city-level climate action are strengthened

Climate action and urban environment planning is multidimensional and focused on urban biodiversity and reduction of air and water pollution

Investments for adaptation to climate change are mobilized

Capacities to develop green COVID-19 recovery plans that attract investments are increased

Cities, human settlements and communities are more climate and pandemic resilient





Subprogramme 4

Effective urban crisis prevention and response

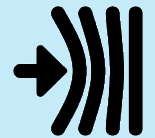
Support to Member States in:



Increasing social integration, safety in public spaces and tenure security for all in crisis-affected areas



Improving living standards and inclusion of migrants, refugees, internally displaced persons and returnees



Developing and implementing disaster risk reduction and resilience strategies



Increase urban resilience and inclusion of urban recovery into national COVID-19 recovery strategies.

Expected results:

Communities living in crisis-situations are engaged in local decision-making with regard to reconstruction projects and improved social inclusion

Refugees, migrants, internally displaced persons, returnees and host communities have access to secure tenure, sustainable basic services and social services, adequate housing, safety, security

Multi-dimensional risks are reduced and protection for the most vulnerable increased through enhanced urban resilience



| UN-Habitat Flagship Programmes in 2022

These programmes are vehicles to fast-track integration between normative and operational work.

Sustainable Development Goals Cities (SDG cities)

Supporting cities to develop and implement transformative projects, designed to advance the overall implementation of the Goals at local level
(Subprogramme 1, 2,3,4)

RISE-UP: Resilient settlements for the urban poor

Leveraging large-scale investment to build urban adaptation and climate resilience in global hotspots of vulnerability and addressing issues of spatial inequality
(Subprogramme 1 and 3)

Inclusive cities: enhancing the positive impacts of urban migration

Supporting local and national authorities in creating inclusive and non-discriminatory urban environments for all people
(Subprogramme 1 and 4)

Inclusive, Vibrant Neighbourhoods and Communities

People-Centered Smart Cities

→ Mainstreamed across the four subprogrammes



| Outlook for 2023

Smart cities solutions and use of technology becomes more present in cities

Social determinants of health are integrated in urban development and planning

Urban form and function solutions are put in place, rethinking mobility and proximity in cities

Poverty and inequality programmes are prominent and prioritized

Urban ecology considerations are integrated in city growth and development

Connectivity and development of large urban configurations (megacities and urban corridors) continues to expand



UN-HABITAT THEORY OF CHANGE

Sustainable urbanization is advanced as a driver of development and peace, to improve living conditions for all

Objective

Domains of Change

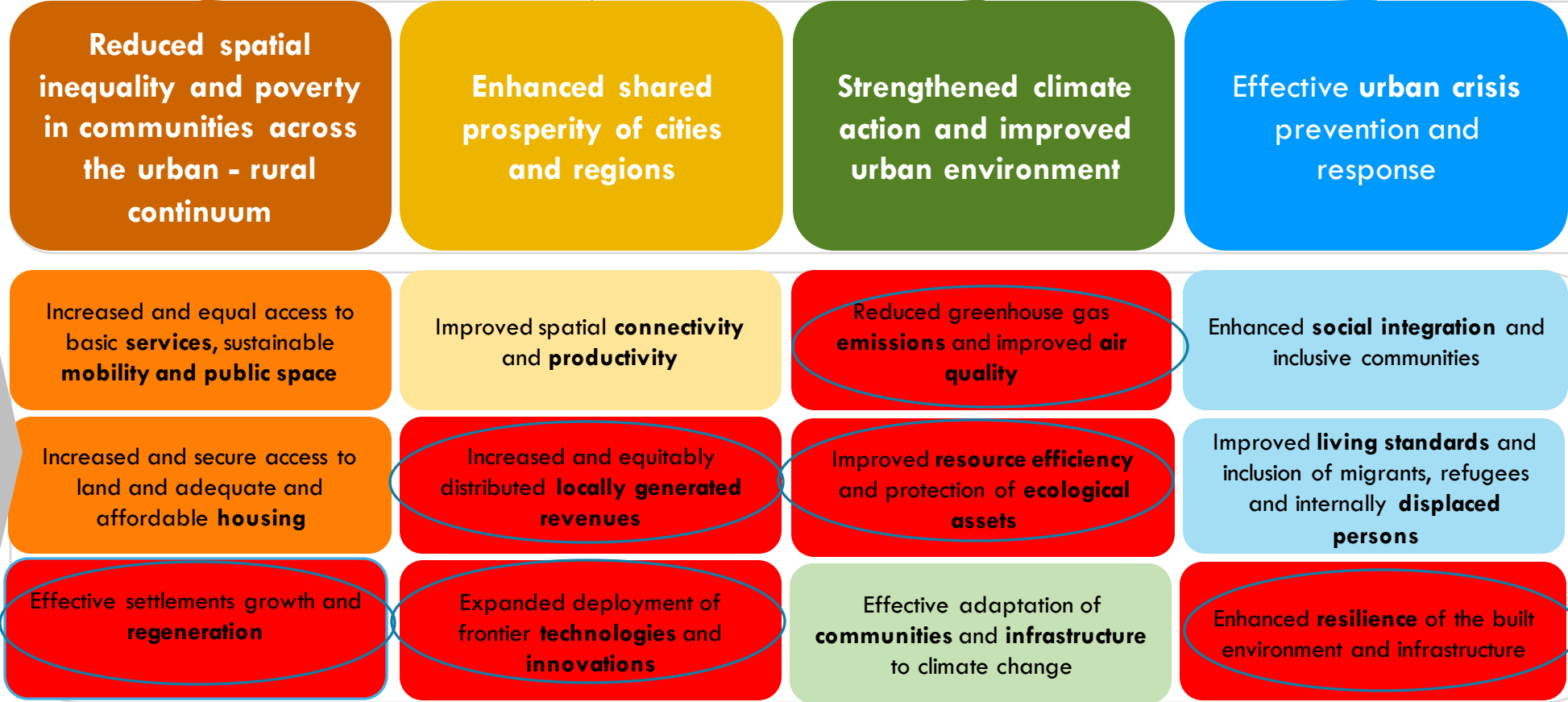
Outcomes (What)

Org. performance enablers

1. Monitoring and knowledge
2. Innovation
3. Advocacy, communication and outreach
4. Partnerships
5. Capacity building
6. Systems and processes

Drivers of change (How)

1. Policy & Legislation
2. Planning
3. Governance
4. Financing Mechanisms



Social inclusion issues: (1) Human rights; (2) Gender; (3) Children, youth and Older Persons; (4) Disability

Crosscutting thematic areas: (1) Resilience; (2) Safety

b) Draft Budget of the United Nations Habitat and Human Settlements Foundation 2022



OVERVIEW

Resource breakdown by subcategory of expenditure and strategic priority

(Thousands of United States dollars)

<i>Subcategory of expenditure</i>	<i>SP1</i>	<i>SP1</i>	<i>SP3</i>	<i>SP4</i>	<i>PMO</i>	<i>EDM</i>	<i>PGS</i>	<i>Total</i>
Posts	4 099.3	4 257.5	3 939.6	3 913.9	703.3	5 150.0	5 032.7	27 096.3
Other staff costs	22 795.9	13 051.2	23 620.1	19 894.3	75.5	563.6	301.5	80 302.1
Hospitality		–	–	–	3.0	–	–	3.0
Consultants	105.4	39.7	40.6	27.9	–	54.3	45.9	313.8
Travel of staff	2 960.2	2 328.3	2 927.2	2 787.0	24.0	336.0	43.7	11 406.4
Contractual services	6 099.4	4 818.3	6 097.3	8 854.8	251.6	210.7	2 175.8	28 507.9
General operating expenses	3 527.6	2 196.3	4 544.1	4 013.6	434.9	464.2	1 351.9	16 532.6
Supplies and materials	969.3	712.6	1 216.2	953.9	0.6	27.1	24.3	3 904.0
Furniture and equipment	1 212.9	682.3	1 409.7	1 017.1	–	30.6	197.8	4 550.4
Grants and contributions	21 276.0	12 683.5	28 219.5	20 445.3	–	222.8	–	82 847.1
Total	63 046.0	40 769.7	72 014.3	61 907.8	1 492.9	7 059.3	9 173.6	255 463.6

Abbreviations: SP, Subprogramme; PMO, Policymaking organs; EDM, Executive direction and management; PGS, Programme support



UN-Habitat 2022 Proposed Post and Non-Post Resources

Overview of resource requirements by source of funds
(Thousands of United States dollars)

Source of funds	Resources				Estimates 2022	Posts		
	Actual 2020	Approved* appropriations 2021	Change amount	% change		2021	Changes	2022
Foundation non-earmarked								
Post	5 492.5	8 177.4	1 343.6	16.4	9 521.0	58	11	69
Non-post	2 073.5	1 822.6	635.0	34.8	2 457.6			
Subtotal	7 566.0	10 000.0	1 978.6	19.8	11 978.6	58	11	69
Regular budget								
Post	10 857.1	11 285.5	196.2	1.7	11 481.7	75	–	75
Non-post	762.7	1 210.3	597.0	49.3	1 807.3			
Subtotal	11 619.8	12 495.8	793.2	6.3	13 289.0	75	–	75
Programme support								
Post	4 031.7	6 448.1	(354.5)	(5.5)	6 093.6	50	11	61
Non-post	5 272.6	3 330.7	1 804.2	54.2	5 134.9			
Subtotal	9 304.3	9 778.8	1 449.7	14.8	11 228.5	50	11	61
Foundation earmarked								
Post	–	–	–	–	–	–	–	–
Non-post	36 389.2	43 330.8	25 791.2	59.5	69 122.0			
Subtotal	36 389.2	43 330.8	25 791.2	59.5	69 122.0	–	–	–
Technical cooperation								
Post	–	–	–	–	–	–	–	–
Non-post	94 490.5	152 573.1	(2 727.6)	(1.8)	149 845.5			
Subtotal	94 490.5	152 573.1	(2 727.6)	(1.8)	149 845.5	–	–	–
Total by category								
Post	20 381.3	25 911.0	1 185.3	4.6	27 096.3	183	22	205
Non-post	138 988.5	202 267.5	26 099.8	12.9	228 367.3			
Total	159 369.8	228 178.5	27 285.1	12.0	255 463.6	183	22	205

*Regular budget amount for 2021 restated from \$12,508,400 being the final amount approved by the General Assembly



UN-Habitat 2020 Positions by Programme of work and Grade

TABLE 2.1
Estimated distribution of posts by strategic priority

	<i>Professional category and above</i>									<i>General service</i>			<i>Grand total</i>
	<i>USG</i>	<i>ASG</i>	<i>D-2</i>	<i>D-1</i>	<i>P-5</i>	<i>P-4</i>	<i>P-3</i>	<i>P-2/1</i>	<i>Total</i>	<i>National</i>	<i>Local level</i>	<i>Other level</i>	
2022													
Subprogramme 1	–	–	1	2	5	4	3	1	16	–	9	–	25
Subprogramme 2	–	–	–	3	4	8	6	2	23	–	6	–	29
Subprogramme 3	–	–	–	1	5	8	5	1	20	–	13	–	33
Subprogramme 4	–	–	2	1	3	5	4	1	16	1	16	–	33
Policy making organs	–	–	–	1	–	–	2	–	3	–	3	–	6
Executive direction and management	1	1	1	2	5	8	3	1	22	1	10	2	35
Programme support	–	–	–	1	1	11	9	2	24	1	19	–	44
2022 total	1	1	4	11	23	44	32	8	124	3	76	2	205

Abbreviations: USG, Under-Secretary-General; ASG, Assistant Secretary-General; D, Director; P, Professional



| UN-Habitat Regular Budget Posts (Section 15) by Strategic Priority

<i>Component / subprogramme</i>	<i>2021 approved</i>	<i>Changes</i>			<i>2022 proposed</i>
		<i>Technical adjustments</i>	<i>New / expanded mandates</i>	<i>Other</i>	
A. Executive direction and management	7	-	-	-	7
B. Policymaking organs	5	-	-	-	5
C. Programme of work	-	-	-	-	-
Subprogramme 1	13	-	-	-	13
Subprogramme 2	17	-	-	(1)	16
Subprogramme 3	14	-	-	(1)	13
Subprogramme 4	12	-	-	2	14
Subtotal, C	56	-	-	-	56
D. Programme support	7	-	-	-	7
Subtotal, 1	75	-	-	-	75



| Foundation non-earmarked Fund estimated distribution of posts by strategic priority

	<i>Professional category and above</i>							<i>General service</i>		<i>Grand total</i>	
	<i>ASG</i>	<i>D-2</i>	<i>D-1</i>	<i>P-5</i>	<i>P-4</i>	<i>P-3</i>	<i>P-2/1</i>	<i>Total</i>	<i>Local level</i>		<i>Other level</i>
Subprogramme 1	–	–	1	2	–	1	–	4	3	–	7
Subprogramme 2	–	–	2	1	2	2	–	7	1	–	8
Subprogramme 3	–	–	1	–	2	1	–	4	6	–	10
Subprogramme 4	–	2	1	1	1	1	–	6	4	–	10
Policy making organs	–	–	–	–	–	1	–	1	–	–	1
Executive direction and management	1	1	1	2	5	1	1	12	4	–	16
Programme support	–	–	1	–	3	5	–	9	8	–	17
2022 total	1	3	7	6	13	12	1	43	26	–	69



Programme Support Fund estimated distribution of posts by strategic priority

	<i>Professional category and above</i>					Total	<i>General service</i>			Grand total
	<i>D-1</i>	<i>P-5</i>	<i>P-4</i>	<i>P-3</i>	<i>P-2/1</i>		<i>National Officer</i>	<i>Local level</i>	<i>Other level</i>	
<u>Subprogramme 1</u>	-	2	1	-	-	3		2	-	5
<u>Subprogramme 2</u>	-	1	2	1	-	4		-	-	4
<u>Subprogramme 3</u>	-	3	2	-	-	5		4	-	9
<u>Subprogramme 4</u>	-	1	1	-	-	2		1	8	11
Policy making organs	-	-	-	-	-	-		-	-	-
Executive direction and management	-	1	3	2	-	6	1	5	-	12
Programme support	-	-	5	3	2	10	1	9	-	20
2022 total	-	8	14	6	2	30	2	21	8	61



THANK YOU!

UN  **HABITAT**
FOR A BETTER URBAN FUTURE

www.unhabitat.org

