

RESOURCE MOBILIZATION


January 2023



UN HABITAT
FOR A BETTER URBAN FUTURE

Resource mobilisation objectives & actions


Demand responsive strategy enabled by data, partners and innovation



ADEQUATE FUNDING

- Regular budget: \$ 60M
- Non-earmarked: \$ 109M
- Normative earmarked: \$ 262M
- Country programmes: \$ 607M
- **Total \$1,038 M**


- Core contribution letters
- Pledging sessions, including 2nd UN-Habitat Assembly
- Bilateral meetings
- Regional Dialogues
- Soft earmarked packages



ALIGNMENT TO STRATEGIC FRAMEWORKS

- Urban dimensions of the SDGs, NUA
- UN-Habitat Strategic Plan
- National strategic plans
- UN Sustainable Devt Cooperation Framework
- UN Funding Compact


- Regional structure
- Common Country Assessments
- Country focal points
- Regional Dialogues



STRATEGIC PARTNERSHIPS

- Joint strategy development
- Multi-year agreements
- Pooled funding
- Large scale high impact programmes


- Regional dialogues
- Top donor engagement
- Flagship programmes
- Country programmes within UN system



DIVERSIFIED DONOR BASE

- More Member States contributing
- Domestic resources
- Private Sector, Local Authorities, other
- Multi-donor pooled funds


- Private sector strategy
- Foundations and Philanthropy Platform
- Local Government engagement
- Adaptation, Green Climate etc.



INNOVATION

- Blended funding: loans, grants
- National Committees
- High Net Worth Individuals, Influencers
- Technology support, social media

- City Investment Facility
- Feasibility Fund
- Online fundraising
- Crowdfunding
- Ambassador Programme



VALUE FOR MONEY

- Results focused
- Efficient
- Transparent
- Accountable

- Monthly income updates to Member States
- Urban Impact news, new donor webpage
- SOPs & KPIs
- Solutions Start with Cities



UN-Habitat resource mobilization overall progress (2020 – 28 February 2022)

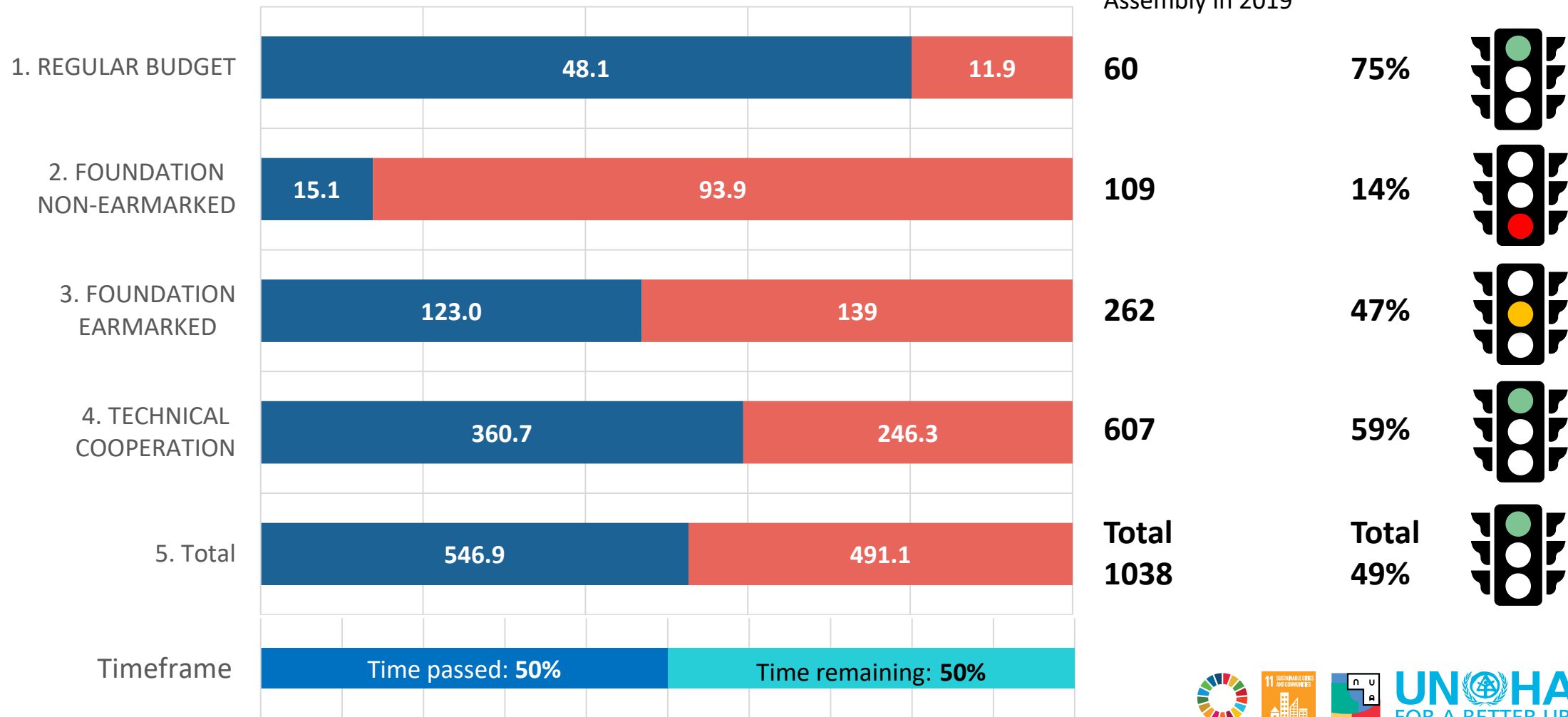
In USD Million

■ Received

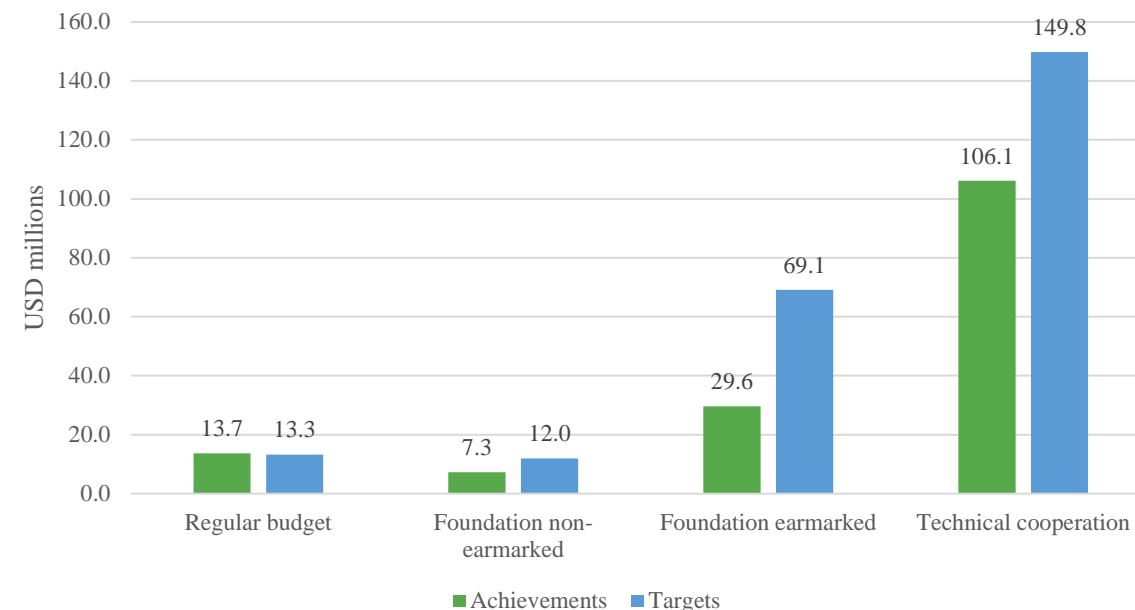
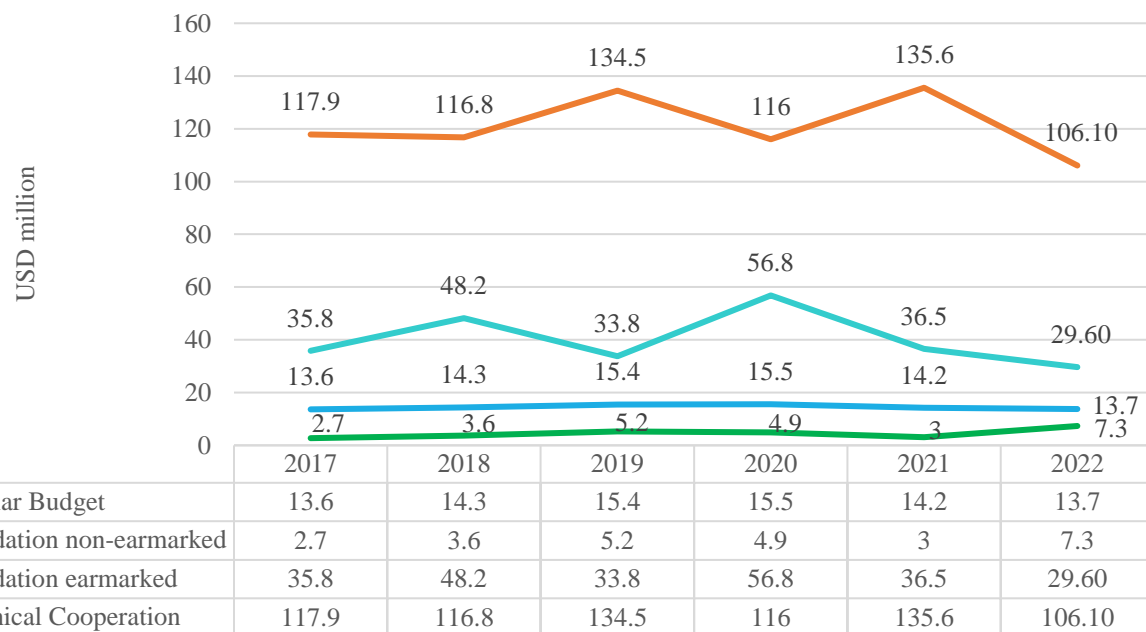
■ Remaining

Targets approved by the UN-Habitat Assembly in 2019

Acquisition/Target %



Income trends by fund 2016-2022 and Performance in 2022 (As of 15 November 2022)



TOTAL CONTRIBUTIONS	In 2022 (as of 31 December), UN-Habitat acquired 156.7 Million USD (64% of the total target of 2022).
Regular Budget	Consistent. The acquisition for the Regular Budget in 2022 has slightly exceeded the yearly target by 3%.
Foundation Non-earmarked	A significant increase in the Foundation Non-earmarked funding, USD 7.3 Million which is the highest among the last 6 years. Although it didn't meet the target of USD 12 million, it well exceeded the expenses under the austerity measures and realistic budget control, resulting in a reserve of over USD 5.5 million in the core fund.
Foundation Earmarked	Foundation earmarked budget for normative activities has acquired USD 29.6 Million in 2022 (43% of the yearly target). This does not include the amount that has been signed in agreements yet to be transferred.
Technical Cooperation	Technical cooperation has received USD 106.1 Million in 2022 (71% of the yearly target). This does not include the amount that has been signed in agreements yet to be transferred.

Performance of Acquisition in 2023 by 28 February

Foundation non-earmarked – core funds (USD)

CONTRIBUTORS IN 2023

Mexico*	50,000	PLEDGES China Germany
Japan	30,011	
Israel*	3,000	
Total	83,011	

* Includes arrears from previous years

NUMBER AND CATEGORY OF MEMBER STATE CONTRIBUTORS OUT OF 193



● 3 Contributors ● 2 Pledges ● 188 non-contributors

Earmarked funds in USD millions*

CONTRIBUTORS IN 2023

UN Agencies	1,336,025
Bahrain	984,000
Alwaleed Philanthropies	350,000
Monaco	246,913
World Bank	179,432
Slovak Republic	53,124
Total	3,149,494

* Most income agreements cover multiple years.

THANK YOU!

UN  **HABITAT**
FOR A BETTER URBAN FUTURE

www.unhabitat.org

